



Sponsored research awards

ANNUAL REPORT

FY 2023

KANSAS STATE
UNIVERSITY

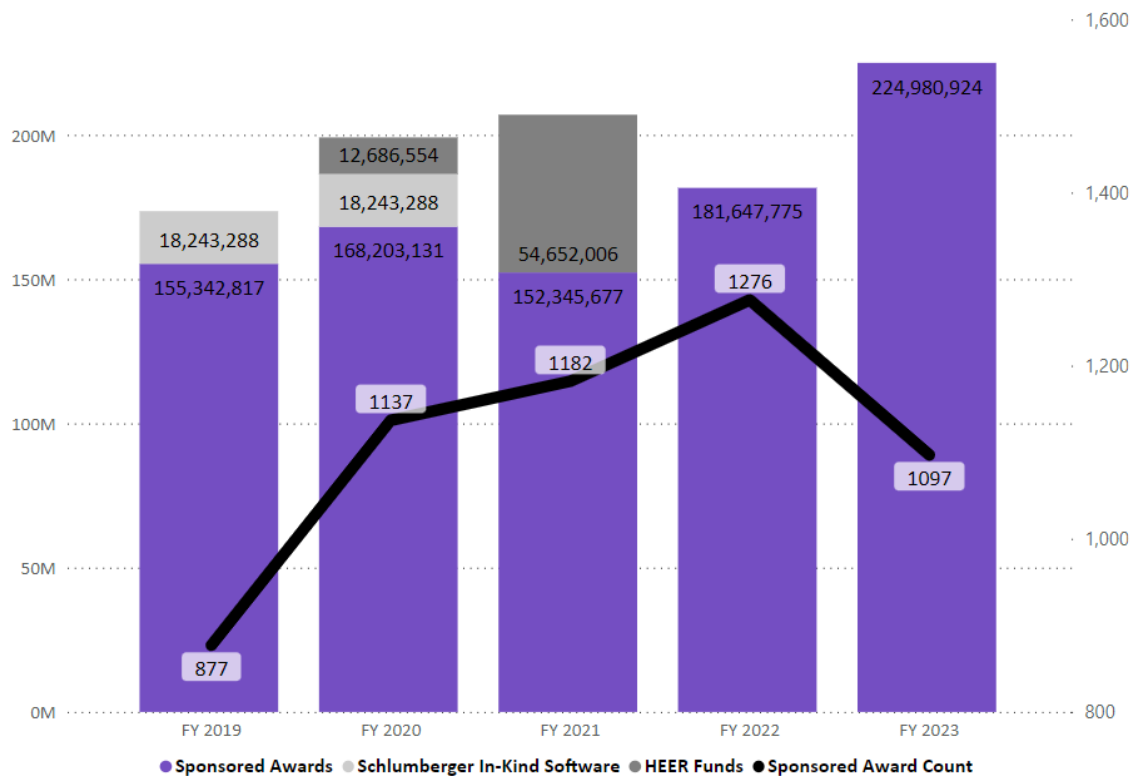
Office of the Vice President
for Research

Kansas State University increases extramural funding for seventh year

Total extramural funding garnered by Kansas State University has increased for the seventh year in a row, relative to actual research support. The CARES Act funding received in FY 2020 and FY 2021 made the apparent totals for those years artificially high. The FY 2023 total of \$224.98 million is the highest ever total and represents a \$43.3M increase (23.8%) in actual external support relative to FY 2022 and a \$72.6 million increase (47.7%) relative to FY 2021. In FY 2023, our researchers obtained 1,097 awards. These awards include a 19.4% increase in federal funding relative to FY 2022, with the largest increase coming from the U.S. Department of Agriculture.

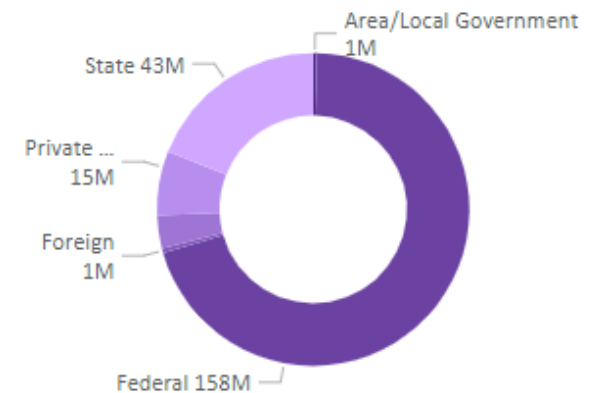
Economic development and technology transfer are significant focus areas, as is growth in the number of strategic partnerships. K-State Innovation Partners, our technology commercialization, economic development and corporate engagement unit, facilitated more than \$7 million in total licensing revenue in FY 2023 and 22 new license agreements. Additionally, over the last decade, 27 companies and 1,100 employees have been attracted to the region. K-State is also a finalist for an Association of Public Land-grant Universities Innovation and Economic Prosperity University Award. The awards recognize exemplary and innovative case studies of economic engagement impact.

Award amount and count FY 2019 - FY 2023



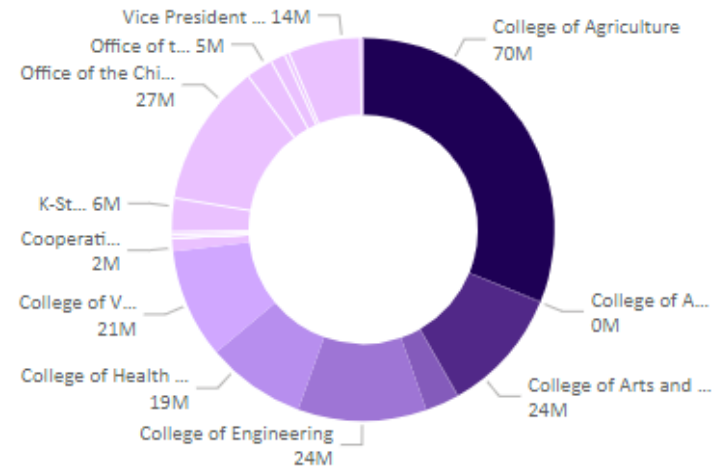
Award summary by source FY 2023

Source of Funds	Count	Amount	Percent of Total
Area/Local Government	16	778,771	0.35%
Federal	588	157,879,634	70.17%
Corporation for National and Community Service	1	1,000	0.00%
DHS - US Department of Homeland Security	7	979,122	0.44%
DOD - US Department of Defense	28	3,479,557	1.55%
DOE - US Department of Energy	33	7,439,596	3.31%
DOI - US Department of the Interior	14	4,034,199	1.79%
DOT - US Department of Transportation	14	976,782	0.43%
EPA - US Environmental Protection Agency	16	5,007,503	2.23%
HHS - US Department of Health and Human Services	88	18,408,511	8.18%
NASA - National Aeronautics and Space Administration	9	619,628	0.28%
North Central Regional Association of State Agricultural Experiment Station Directors	1	733,000	0.33%
NSF - National Science Foundation	67	13,401,905	5.96%
Other Federal	2	16,952	0.01%
SBA - US Small Business Administration	1	500,000	0.22%
US Commerce	1	2,000,000	0.89%
US Commerce - US Department of Commerce	8	5,361,703	2.38%
US Education - US Department of Education	21	6,535,558	2.90%
US State - US Department of State	6	568,743	0.25%
US Treasury	2	25,133,650	11.17%
USAID - United States Agency for International Development	8	8,535,289	3.79%
USDA - US Department of Agriculture	261	54,146,935	24.07%
Foreign	18	1,085,187	0.48%
Private (for profit)	137	7,640,815	3.40%
Private (non-profit)	228	14,886,152	6.62%
State	110	42,710,365	18.98%
Total	1097	224,980,924	100.00%



Award summary by unit FY 2023

Unit	Count	Amount	Percent of Total
+ College of Agriculture	503	70,045,290	31.13%
+ College of Architecture, Planning and Design	5	246,600	0.11%
+ College of Arts and Sciences	169	23,581,672	10.48%
+ College of Business Administration	5	144,695	0.06%
+ College of Education	43	6,437,122	2.86%
+ College of Engineering	179	24,466,359	10.87%
+ College of Health and Human Sciences	72	18,868,410	8.39%
+ College of Veterinary Medicine	160	20,847,329	9.27%
+ Cooperative Extension Service	7	2,480,766	1.10%
+ Division of Communications and Marketing	1	12,000	0.01%
+ Graduate School	3	5,875	0.00%
+ Information Systems	1	6,000	0.00%
+ K-State Global	3	612,679	0.27%
+ K-State Libraries	1	15,213	0.01%
+ K-State Olathe	5	516,698	0.23%
+ K-State Salina	36	6,366,648	2.83%
+ Office of the Chief Financial Officer	2	27,263,878	12.12%
+ Office of the President	6	5,098,005	2.27%
+ Office of the Provost	18	2,797,852	1.24%
+ Staley School of Leadership	7	920,968	0.41%
+ University Operations	2	0	0.00%
+ Vice President for Research	20	13,677,828	6.08%
+ Vice President for Student Life and Dean of Students	6	569,037	0.25%
Total	1097	224,980,924	100.00%



Summary by unit (proposal/award)

FY 2023

Fiscal Year Unit	FY 2023 Award Count	Award Amount	Award % of Total
⊕ College of Agriculture	503	70,045,290	31.13%
⊕ College of Architecture, Planning and Design	5	246,600	0.11%
⊕ College of Arts and Sciences	169	23,581,672	10.48%
⊕ College of Business Administration	5	144,695	0.06%
⊕ College of Education	43	6,437,122	2.86%
⊕ College of Engineering	179	24,466,359	10.87%
⊕ College of Health and Human Sciences	72	18,868,410	8.39%
⊕ College of Veterinary Medicine	160	20,847,329	9.27%
⊕ Cooperative Extension Service	7	2,480,766	1.10%
⊕ Division of Communications and Marketing	1	12,000	0.01%
⊕ Graduate School	3	5,875	0.00%
⊕ Information Systems	1	6,000	0.00%
⊕ K-State Global	3	612,679	0.27%
⊕ K-State Libraries	1	15,213	0.01%
⊕ K-State Olathe	5	516,698	0.23%
⊕ K-State Salina	36	6,366,648	2.83%
⊕ Office of the Chief Financial Officer	2	27,263,878	12.12%
⊕ Office of the President	6	5,098,005	2.27%
⊕ Office of the Provost	18	2,797,852	1.24%
⊕ Staley School of Leadership	7	920,968	0.41%
⊕ University Operations	2	0	0.00%
⊕ Vice President for Research	20	13,677,828	6.08%
⊕ Vice President for Student Life and Dean of Students	6	569,037	0.25%
Total	1097	224,980,924	100.00%

Fiscal Year Unit	FY 2023 Proposal Count	Proposal Amount	Proposal % of Total
⊕ College of Agriculture	710	187,509,850	30.36%
⊕ College of Architecture, Planning and Design	7	333,969	0.05%
⊕ College of Arts and Sciences	254	75,977,871	12.30%
⊕ College of Business Administration	6	278,407	0.05%
⊕ College of Education	63	30,660,852	4.96%
⊕ College of Engineering	365	156,776,942	25.38%
⊕ College of Health and Human Sciences	78	18,341,161	2.97%
⊕ College of Veterinary Medicine	232	49,213,293	7.97%
⊕ Cooperative Extension Service	5	75,400	0.01%
⊕ Division of Communications and Marketing	1	12,000	0.00%
⊕ Facilities Physical	1	15,760	0.00%
⊕ Graduate School	2	41,115	0.01%
⊕ K-State Libraries	5	31,903	0.01%
⊕ K-State Olathe	6	717,074	0.12%
⊕ K-State Salina	36	15,114,726	2.45%
⊕ Office of the Chief Financial Officer	3	52,263,878	8.46%
⊕ Office of the President	9	5,307,889	0.86%
⊕ Office of the Provost	17	1,699,356	0.28%
⊕ Staley School of Leadership	13	1,599,258	0.26%
⊕ Vice President for Diversity, Equity, Inclusion and Belonging	1	289,648	0.05%
⊕ Vice President for Research	32	20,829,362	3.37%
⊕ Vice President for Student Life and Dean of Students	6	600,361	0.10%
Total	1613	617,690,074	100.00%

Award summary by unit FY 2019 - FY 2023

Date Fiscal Year Unit	FY 2019		FY 2020		FY 2021		FY 2022		FY 2023	
	Count	Amount	Count	Amount	Count	Amount	Count	Amount	Count	Amount
⊕ College of Agriculture	355	49,522,566	478	60,397,265	548	50,236,347	654	68,811,132	503	70,045,290
⊕ College of Architecture, Planning and Design	8	104,275	13	133,351	7	109,665	7	158,254	5	246,600
⊕ College of Arts and Sciences	152	48,042,873	216	50,535,891	203	28,492,139	167	21,410,043	169	23,581,672
⊕ College of Business Administration	2	94,469	4	40,254	4	77,364	4	69,244	5	144,695
⊕ College of Education	24	3,858,387	41	5,672,027	38	4,614,666	47	7,684,517	43	6,437,122
⊕ College of Engineering	140	22,382,058	210	33,431,636	183	20,244,664	221	32,151,128	179	24,466,359
⊕ College of Health and Human Sciences			34	6,928,170	54	8,424,268	63	10,653,185	72	18,868,410
⊕ College of Human Ecology	43	12,557,244								
⊕ College of Veterinary Medicine	151	14,522,368	150	17,678,877	179	21,215,597	146	19,490,125	160	20,847,329
⊕ Cooperative Extension Service	35	8,666,611	43	3,968,950	9	33,169	5	2,269,710	7	2,480,766
⊕ Division of Communications and			2	44,250	2	32,000	1	30,375	1	12,000
⊕ Graduate School			5	426,122	7	18,036	4	87,000	3	5,875
⊕ Information Systems			2	7,237	3	19,228			1	6,000
⊕ K-State Global			1	5,000					3	612,679
⊕ K-State Libraries			1	5,000	3	28,971	1	2,291	1	15,213
⊕ K-State Olathe	1	0	1	0	1	50,000	3	216,616	5	516,698
⊕ K-State Salina	17	1,210,500	24	2,200,892	33	3,427,532	24	1,342,344	36	6,366,648
⊕ Office of the Chief Financial Officer									2	27,263,878
⊕ Office of the President	3	5,082,500	1	1,760	2	61,000	4	749,808	6	5,098,005
⊕ Office of the Provost	17	1,804,874	19	14,222,026	16	56,191,139	18	4,458,850	18	2,797,852
⊕ School of Leadership Studies			5	343,933	2	179,236	6	291,253		
⊕ Staley School of Leadership									7	920,968
⊕ University Operations			3	13,102	1	0	2	0	2	0
⊕ Vice President for Administration and Finance	1	24,897								
⊕ Vice President for Research	12	2,709,839	23	1,360,005	24	11,995,602	13	10,550,847	20	13,677,828
⊕ Vice President for Student Life and Dean of Students	25	3,002,644	15	1,717,225	10	1,547,062	15	1,221,053	6	569,037
Total	877	173,586,105	1137	199,132,973	1182	206,997,683	1276	181,647,775	1097	224,980,924

Proposal summary by unit

FY 2019 - FY 2023

Date Fiscal Year	FY 2019		FY 2020		FY 2021		FY 2022		FY 2023	
Unit	Count	Amount	Count	Amount	Count	Amount	Count	Amount	Count	Amount
⊕ College of Agriculture	680	121,218,028	596	143,844,412	700	134,523,547	750	192,263,708	710	187,509,850
⊕ College of Architecture, Planning and Design	14	712,119	15	841,476	17	453,454	12	1,214,655	7	333,969
⊕ College of Arts and Sciences	415	148,784,203	360	164,304,565	326	96,022,283	281	108,290,574	254	75,977,871
⊕ College of Business Administration	4	247,685	2	33,073	5	944,040	3	109,575	6	278,407
⊕ College of Education	66	29,736,528	58	17,381,344	95	33,126,476	49	30,703,303	63	30,660,852
⊕ College of Engineering	378	112,581,319	334	146,487,835	382	150,426,652	362	127,460,148	365	156,776,942
⊕ College of Health and Human Sciences			73	20,340,762	97	32,474,392	72	14,939,957	78	18,341,161
⊕ College of Human Ecology	89	24,278,713								
⊕ College of Veterinary Medicine	337	96,062,260	252	89,683,292	247	60,563,663	225	106,078,606	232	49,213,293
⊕ Cooperative Extension Service	71	11,916,576	49	6,382,061	2	0	7	2,429,099	5	75,400
⊕ Division of Communications and			1	20,000	3	32,000	1	30,375	1	12,000
⊕ Facilities Management	3	16,836								
⊕ Facilities Physical									1	15,760
⊕ Graduate School			1	22,695	3	36,381	5	87,000	2	41,115
⊕ Information Systems			2	182,330	1	6,000	1	6,000		
⊕ K-State Global			2	15,000			2	611,949		
⊕ K-State Libraries			3	127,865	7	72,250	2	47,932	5	31,903
⊕ K-State Olathe	4	651,637	4	814,273	6	1,013,865	7	2,088,772	6	717,074
⊕ K-State Salina	34	1,194,091	23	2,975,226	38	8,491,373	29	4,667,475	36	15,114,726
⊕ Office of the Chief Financial Officer									3	52,263,878
⊕ Office of the President	5	5,183,518	4	390,165	9	1,068,851	4	357,416	9	5,307,889
⊕ Office of the Provost	28	3,647,884	19	20,991,795	16	1,900,388	24	3,738,782	17	1,699,356
⊕ School of Leadership Studies			8	1,271,984	4	312,532	8	641,569		
⊕ Staley School of Leadership									13	1,599,258
⊕ University Operations			1	3,000						
⊕ Vice President for Administration and Finance	1	24,897	1	0						
⊕ Vice President for Diversity, Equity, Inclusion and Access									1	289,648
Total	1867	564,517,601	1553	619,901,798	1702	535,448,725	1637	668,609,266	1613	617,690,074

Award activity analysis

FY 2023

College of Agriculture	College of Architecture, Planning and Design	College of Arts and Sciences	College of Business Administration	College of Education	College of Engineering	College of Health and Human Sciences	College of Human Ecology	College of Veterinary Medicine
Administrative Support Center	Advanced Manufacturing Institute	Agricultural Economics	Agricultural Research Center-Hays	Agriculture Academic Programs	Agriculture and Natural Resources	Agriculture Experiment Station	Agriculture Natural Resources and Community Vitality	Agronomy

Fiscal year 2023



Amount award

1,097

Award count

657

Researcher count

1,542

Other transaction count

Historical comparisons by fiscal quarter and month

