



Sponsored research awards

# ANNUAL REPORT

FY 2021

**KANSAS STATE**  
UNIVERSITY

Office of the Vice President  
for Research

September 29, 2021

Dear colleague:

The Office of the Vice President for Research is pleased to provide the attached proposal/award activity report for the period July 1, 2020-June 30, 2021. We are presenting this annual report in a new format, making it easier for the user to search, compare, and collect information across the university. The complete, more detailed **interactive report** is available at [k-state.edu/research/faculty/awards/reports/](https://k-state.edu/research/faculty/awards/reports/).

**Total extramural funding garnered by Kansas State University has increased for the sixth year in a row, for a net increase of more than 60% since fiscal year 2016.** In FY 2021, our researchers received 1182 awards for a **record total of \$206,997,683 in extramural support**, representing increases of 4% in both awards and funding over the previous year.

**Economic Development and Technology Transfer** are significant focus areas, as is growth in the number of our strategic partnerships. Kansas State University Innovation Partners, our technology commercialization, economic development and corporate engagement unit facilitated **more than \$3.7 million in total licensing revenue in FY 2021 and 22 license agreements**: three of those agreements with direct impact on the fight against COVID-19. At this writing, additional COVID-19 treatments continue to be developed, disclosed, licensed, and further tested and validated with corporate partners. Over the last decade, 24 companies and 700 employees have been attracted to the region.

This was an **all-around record year** for research at Kansas State University, despite the pandemic persisting into FY 2021. Our researchers are resilient and are committed to making K-State a leader in research and a major contributor to discovery and innovation that benefits our state, the nation and the world.

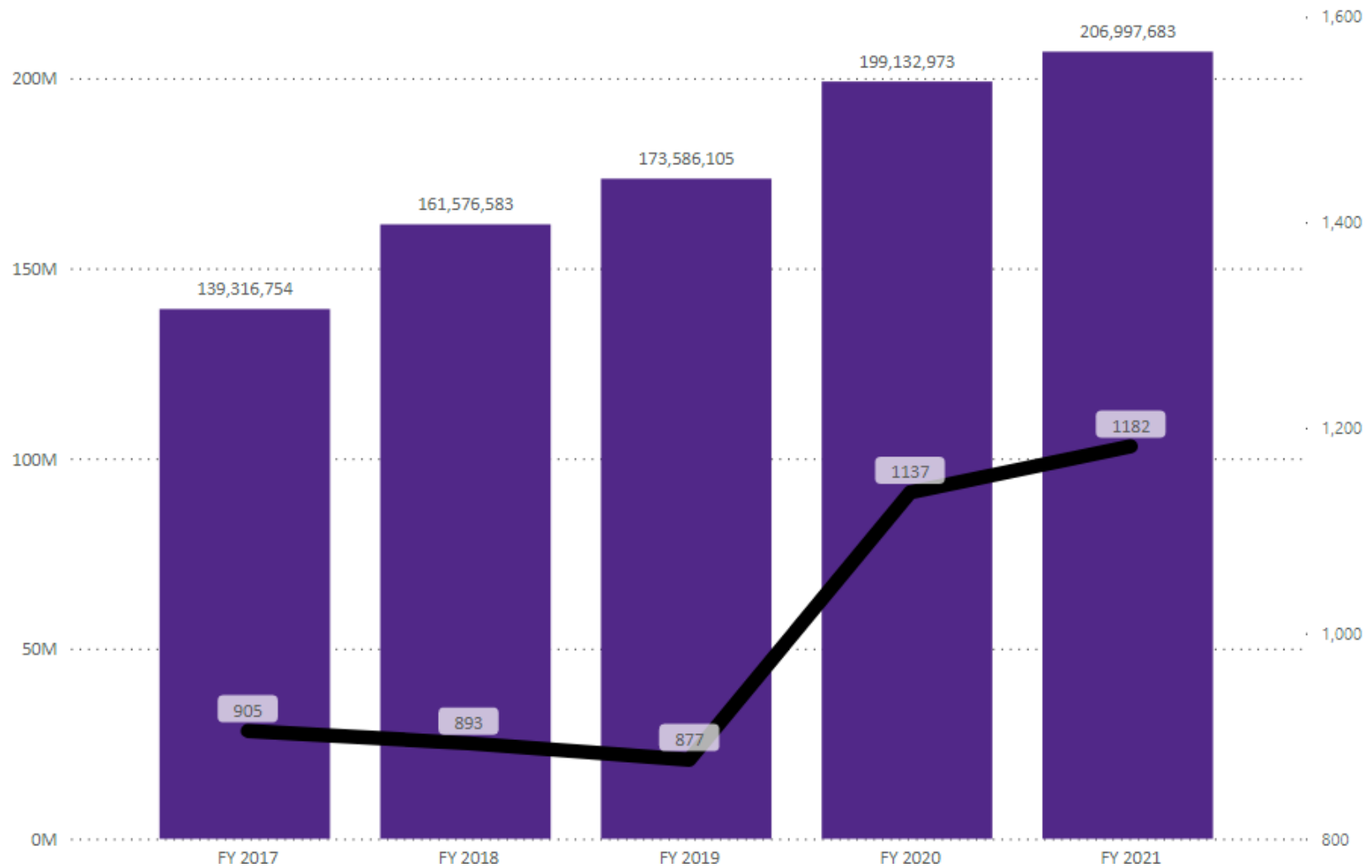
If you have questions about the content of this report, please contact Paul Lowe at [plowe@k-state.edu](mailto:plowe@k-state.edu) or 785-532-6804, or RADAR team at [radar@k-state.edu](mailto:radar@k-state.edu) or 785-532-6804.

Sincerely,



David V. Rosowsky, Ph.D.  
Vice President for Research

## Award amount and count FY 2017-FY 2021



# Expenditures (NSF HERD) FY 2016 - FY 2020

## National Science Foundation HERD survey

The National Science Foundation conducts the annual Higher Education Research and Development (HERD) survey, which includes over 600 higher education institutions. This survey is a primary source of information regarding research expenditures and provides tremendous insight into K-State's research activity and is a key metric for K-State research activity.



-----Filters-----

Fiscal Year

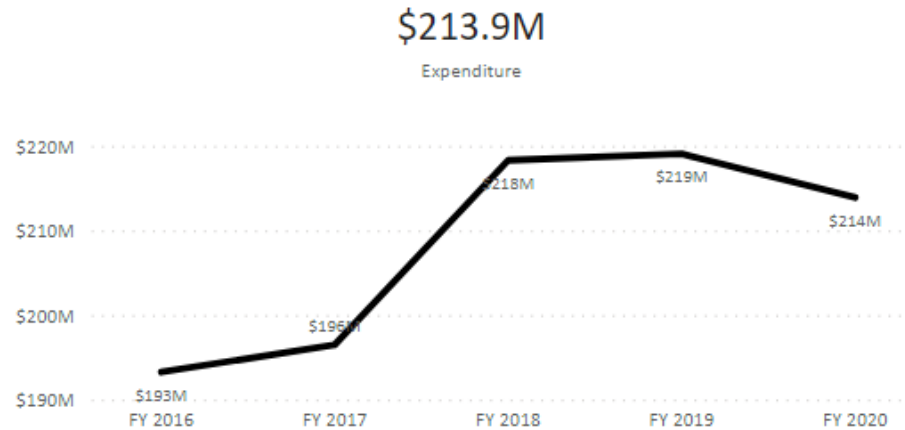
FY 2016   FY 2017   FY 2018   FY 2019   **FY 2020**

Source of Funds

Federal   Nonfederal

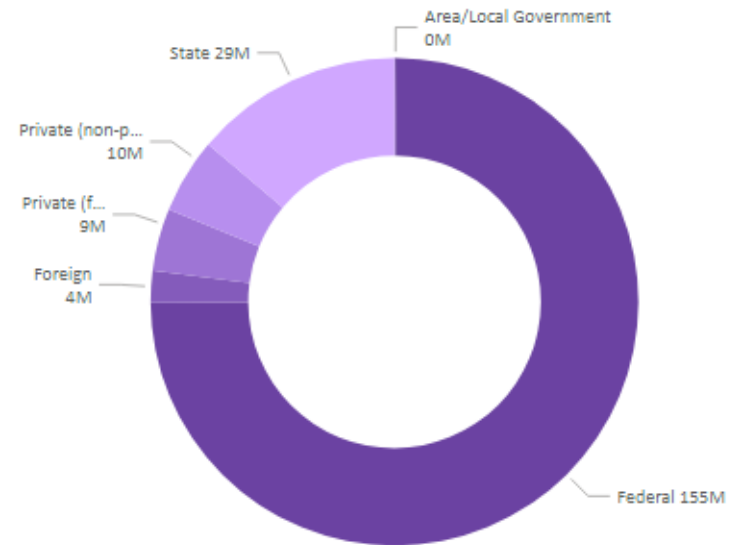
Field of Study

Engineering   Non-S&E   Science



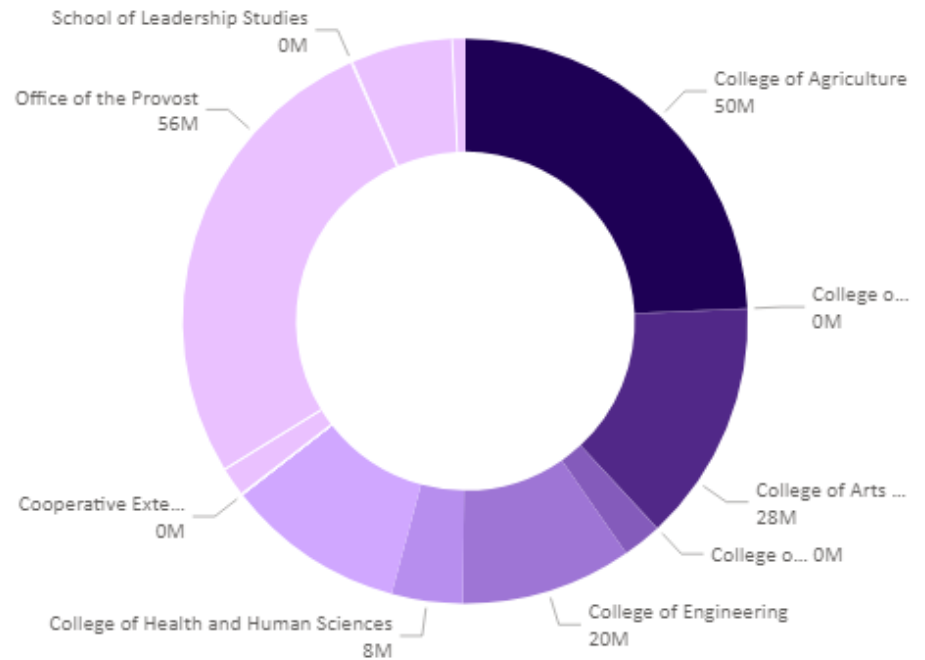
## Award summary by source FY 2021

Source of Funds	Count	Amount	Percent of Total
<input type="checkbox"/> Federal	606	154,843,089	74.80%
<input checked="" type="checkbox"/> US Education - US Department of Education	18	58,463,361	28.24%
<input checked="" type="checkbox"/> USDA - US Department of Agriculture	252	34,476,974	16.66%
<input checked="" type="checkbox"/> HHS - US Department of Health and Human Services	92	15,948,502	7.70%
<input checked="" type="checkbox"/> NSF - National Science Foundation	83	12,121,405	5.86%
<input checked="" type="checkbox"/> DOE - US Department of Energy	38	9,668,515	4.67%
<input checked="" type="checkbox"/> USAID - United States Agency for International Development	19	7,495,441	3.62%
<input checked="" type="checkbox"/> DOD - US Department of Defense	32	3,934,546	1.90%
<input checked="" type="checkbox"/> DOT - US Department of Transportation	13	2,360,332	1.14%
<input checked="" type="checkbox"/> US Commerce - US Department of Commerce	6	1,962,951	0.95%
<input checked="" type="checkbox"/> DOI - US Department of the Interior	19	1,710,030	0.83%
<input checked="" type="checkbox"/> US Commerce	1	1,700,000	0.82%
<input checked="" type="checkbox"/> US Treasury	3	1,623,519	0.78%
<input checked="" type="checkbox"/> DHS - US Department of Homeland Security	3	1,054,036	0.51%
<input checked="" type="checkbox"/> Other Federal	6	896,132	0.43%
<input checked="" type="checkbox"/> EPA - US Environmental Protection Agency	9	728,620	0.35%
<input checked="" type="checkbox"/> NASA - National Aeronautics and Space Administration	9	576,927	0.28%
<input checked="" type="checkbox"/> HUD - US Department of Housing and Urban Development	1	78,803	0.04%
<input checked="" type="checkbox"/> US State - US Department of State	2	42,995	0.02%
<input checked="" type="checkbox"/> State	164	28,643,952	13.84%
<input checked="" type="checkbox"/> Private (non-profit)	212	10,317,856	4.98%
<input checked="" type="checkbox"/> Private (for profit)	159	8,549,317	4.13%
<input checked="" type="checkbox"/> Foreign	29	4,380,428	2.12%
<input checked="" type="checkbox"/> Area/Local Government	12	263,041	0.13%
<b>Total</b>	<b>1182</b>	<b>206,997,683</b>	<b>100.00%</b>



## Award summary by unit FY 2021

Unit	Count	Amount	Percent of Total
College of Agriculture	548	50,236,347	24.27%
College of Architecture, Planning and Design	7	109,665	0.05%
College of Arts and Sciences	203	28,492,139	13.76%
College of Business Administration	4	77,364	0.04%
College of Education	38	4,614,666	2.23%
College of Engineering	183	20,244,664	9.78%
College of Health and Human Sciences	54	8,424,268	4.07%
College of Veterinary Medicine	179	21,215,597	10.25%
Cooperative Extension Service	9	33,169	0.02%
Division of Communications and Marketing	2	32,000	0.02%
Graduate School	7	18,036	0.01%
Information Systems	3	19,228	0.01%
K-State Libraries	3	28,971	0.01%
K-State Olathe	1	50,000	0.02%
K-State Polytechnic	33	3,427,532	1.66%
Office of the President	2	61,000	0.03%
Office of the Provost	16	56,191,139	27.15%
School of Leadership Studies	2	179,236	0.09%
University Operations	1	0	0.00%
Vice President for Research	24	11,995,602	5.80%
Vice President for Student Life and Dean of Students	10	1,547,062	0.75%
<b>Total</b>	<b>1182</b>	<b>206,997,683</b>	<b>100.00%</b>



# Award summary by unit

## FY 2017-FY 2021

Date Fiscal Year Unit	FY 2017		FY 2018		FY 2019		FY 2020		FY 2021	
	Count	Amount	Count	Amount	Count	Amount	Count	Amount	Count	Amount
⊕ College of Agriculture	397	45,809,019	369	39,795,801	355	49,522,566	478	60,397,265	548	50,236,347
⊕ College of Architecture, Planning and Design	8	197,543	5	35,995	8	104,275	13	133,351	7	109,665
⊕ College of Arts and Sciences	163	27,243,509	152	51,278,662	152	48,042,873	216	50,535,891	203	28,492,139
⊕ College of Business Administration	1	47,500			2	94,469	4	40,254	4	77,364
⊕ College of Education	28	3,461,870	32	2,500,753	24	3,858,387	41	5,672,027	38	4,614,666
⊕ College of Engineering	139	17,705,722	156	22,696,113	140	22,382,058	210	33,431,636	183	20,244,664
⊕ College of Health and Human Sciences							34	6,928,170	54	8,424,268
⊕ College of Human Ecology	42	10,520,492	48	10,685,358	43	12,557,244				
⊕ College of Veterinary Medicine	119	11,566,509	141	16,101,496	151	14,522,368	150	17,678,877	179	21,215,597
⊕ Cooperative Extension Service	54	11,510,133	48	5,519,142	35	8,666,611	43	3,968,950	9	33,169
⊕ Division of Communications and Marketing							2	44,250	2	32,000
⊕ Facilities Management			1	3,750						
⊕ Graduate School							5	426,122	7	18,036
⊕ Information Systems							2	7,237	3	19,228
⊕ K-State Global							1	5,000		
⊕ K-State Libraries							1	5,000	3	28,971
⊕ K-State Olathe	3	43,700			1	0	1	0	1	50,000
⊕ K-State Polytechnic	3	174,821	6	650,512	17	1,210,500	24	2,200,892	33	3,427,532
⊕ Office of the President	3	5,022,932	3	5,026,300	3	5,082,500	1	1,760	2	61,000
⊕ Office of the Provost	20	1,831,565	15	2,153,790	17	1,804,874	19	14,222,026	16	56,191,139
⊕ School of Leadership Studies							5	343,933	2	179,236
⊕ University Operations							3	13,102	1	0
⊕ Vice President for Administration and Finance	2	9,878	1	2,000	1	24,897				
⊕ Vice President for Research	10	2,067,758	10	1,839,343	12	2,709,839	23	1,360,005	24	11,995,602
⊕ Vice President for Student Life and Dean of Students	20	2,103,803	24	3,287,568	25	3,002,644	15	1,717,225	10	1,547,062
<b>Total</b>	<b>905</b>	<b>139,316,754</b>	<b>893</b>	<b>161,576,583</b>	<b>877</b>	<b>173,586,105</b>	<b>1137</b>	<b>199,132,973</b>	<b>1182</b>	<b>206,997,683</b>

## Proposal summary by unit FY 2017-FY 2021

Fiscal Year Unit	FY 2017		FY 2018		FY 2019		FY 2020		FY 2021	
	Count	Amount	Count	Amount	Count	Amount	Count	Amount	Count	Amount
⊕ College of Agriculture	662	99,817,778	584	105,313,313	680	121,218,028	596	143,844,412	700	134,523,547
⊕ College of Architecture, Planning and Design	17	2,381,620	11	1,893,716	14	712,119	15	841,476	17	453,454
⊕ College of Arts and Sciences	418	135,552,920	393	159,900,360	415	148,784,203	360	164,304,565	326	96,022,283
⊕ College of Business Administration	3	467,822	2	20,281	4	247,685	2	33,073	5	944,040
⊕ College of Education	86	42,280,306	84	25,851,795	66	29,736,528	58	17,381,344	95	33,126,476
⊕ College of Engineering	367	112,386,322	382	116,344,236	378	112,581,319	334	146,487,835	382	150,426,652
⊕ College of Health and Human Sciences							73	20,340,762	97	32,474,392
⊕ College of Human Ecology	96	27,817,693	87	16,864,265	89	24,278,713				
⊕ College of Veterinary Medicine	289	89,982,884	290	87,789,238	337	96,062,260	252	89,683,292	247	60,563,663
⊕ Cooperative Extension Service	86	9,196,091	76	8,104,558	71	11,916,576	49	6,382,061	2	0
⊕ Division of Communications and Marketing							1	20,000	3	32,000
⊕ Facilities Management			1	3,750	3	16,836				
⊕ Graduate School							1	22,695	3	36,381
⊕ Information Systems			1	375,000			2	182,330	1	6,000
⊕ K-State Global							2	15,000		
⊕ K-State Libraries							3	127,865	7	72,250
⊕ K-State Olathe			1	24,600	4	651,637	4	814,273	6	1,013,865
⊕ K-State Polytechnic	9	1,942,816	21	6,395,671	34	1,194,091	23	2,975,226	38	8,491,373
⊕ Office of the President	4	5,119,814	6	5,254,692	5	5,183,518	4	390,165	9	1,068,851
⊕ Office of the Provost	26	1,607,701	22	3,362,694	28	3,647,884	19	20,991,795	16	1,900,388
⊕ School of Leadership Studies							8	1,271,984	4	312,532
⊕ University Operations							1	3,000		
⊕ Vice President for Administration and Finance	2	0	1	0	1	24,897	1	0		
⊕ Vice President for Research	26	5,796,246	17	2,796,299	36	5,089,696	24	2,450,950	23	12,252,541
⊕ Vice President for Student Life and Dean of Students	26	5,204,509	25	1,750,332	28	3,171,611	10	1,337,695	17	1,728,039
<b>Total</b>	<b>1785</b>	<b>539,554,521</b>	<b>1712</b>	<b>542,044,800</b>	<b>1867</b>	<b>564,517,601</b>	<b>1553</b>	<b>619,901,798</b>	<b>1702</b>	<b>535,448,725</b>



# Award activity analysis

## FY 2021

College of Agriculture	College of Architecture, Planning and Design	College of Arts and Sciences	College of Business Administration	College of Education	College of Engineering	College of Health and Human Sciences	College of Human Ecology	College of Veterinary Medicine
------------------------	--	------------------------------	------------------------------------	----------------------	------------------------	--------------------------------------	--------------------------	--------------------------------

Administrative Support Center	Advanced Manufacturing Institute	Agricultural Economics	Agricultural Research Center-Hays	Agriculture Academic Programs	Agriculture and Natural Resources	Agriculture Experiment Station	Agriculture Natural Resources and Community Vitality	Agronomy
-------------------------------	----------------------------------	------------------------	-----------------------------------	-------------------------------	-----------------------------------	--------------------------------	--	----------

**Fiscal year 2021**

**207.0M**  
Amount award

**1,182**  
Award count

**660**  
Researcher count

**1,769**  
Other transaction count

