






LEGEND

-  Infrastructure Construction Site
-  ADA Entry
-  Pedestrian Path
-  Sidewalk Closed
-  Road Closed

**Estimated Closures
Pedestrian Path Maps
July 30 - Aug 17 2018**

Facilities Department of Planning and Project Management
<http://www.k-state.edu/facilities/projects/projects/index.html>

