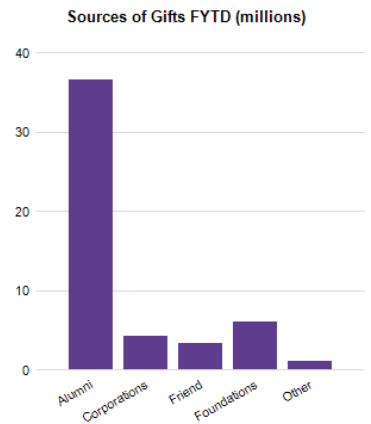


Philanthropic Support

College	FYTD 26	FYTD 25	3Yr Total Avg	Prior FY Total*	Total Endowment Value**
Agriculture	\$13,261,988	\$1,957,797	\$50,131,143	\$20,765,090	\$113,371,658
Arch., Plan. & Des.	\$371,669	\$288,615	\$5,247,961	\$6,255,547	\$19,508,317
Arts & Sci.	\$1,920,564	\$1,653,713	\$13,805,928	\$23,470,886	\$113,056,098
Business Admin	\$6,135,913	\$469,132	\$18,288,767	\$35,503,684	\$111,105,943
Education	\$177,757	\$442,463	\$5,420,993	\$4,255,693	\$16,241,408
Engineering	\$2,200,998	\$2,226,398	\$25,978,757	\$27,988,621	\$164,052,447
Hlth & Human Sci.	\$628,980	\$231,652	\$5,679,193	\$7,889,401	\$56,427,319
Leadership Studies	\$990	\$51,020	\$7,701,076	\$22,846,773	\$13,975,109
VetMed	\$2,232,069	\$2,308,442	\$19,889,263	\$23,607,382	\$66,133,251
Olathe	\$15,815	\$39,800	\$111,956	\$216,758	\$52,787
Salina	\$1,105	\$4,885	\$8,008,921	\$2,068,936	\$21,497,053
Supporting Orgs**	\$15,789	\$130,853	\$1,197,595	\$1,052,525	\$0
Other*	\$24,375,177	\$6,587,952	\$79,253,481	\$120,670,298	\$377,144,372
Total	\$51,338,813	\$16,392,721	\$240,715,033	\$296,591,593	\$1,072,565,763



Source: KSU Foundation August 2025 Data Feed - *Other includes: Beach Museum of Art, VPDASSA, Foundation, Graduate School, International Programs, K-State Alumni Association, K-State Athletics, K-State Libraries, McCain Auditorium, VP DEIB; Supporting Organizations includes: Foundation for Engineering and the Golf Course. *Prior FY Total: Endowed and Expendable for previous year. **Endowment Value: market value of funds invested in the Foundation's Long Term Investment Pool as of 6/30/2025.

Sponsored Program and Research Activities

College	Proposals			Awards		
	FYTD 26	FYTD 25	3 Yr YTD Avg	FYTD26	FYTD25	3 Yr YTD Avg
Agriculture	\$5,722,997.17	\$31,611,878.23	\$30,865,236.57	\$1,110,823.44	\$3,760,536.65	\$2,840,271.78
Arch., Plan. & Des.	\$530,820.00	\$0.00	\$0.00	\$0.00	\$0.00	\$3,328.65
Arts & Sci.	\$10,997,659.65	\$6,843,280.10	\$6,755,519.99	\$3,388,470.00	\$1,359,941.20	\$2,075,100.81
Business Admin.	\$0.00	\$12,000.00	\$4,000.00	\$0.00	\$12,000.00	\$4,000.00
Cooperative Extension Service	\$0.00	\$2,290,589.60	\$1,534,847.17	\$0.00	\$0.00	\$1,666.67
Education	\$3,918,872.52	\$1,745,711.93	\$4,177,566.31	\$496,637.00	\$486,754.00	\$1,452,946.67
Engineering	\$25,276,865.07	\$5,627,255.40	\$10,726,198.24	-\$8,794.79	\$3,908,629.16	\$2,493,538.19
Hlth & Human Sci.	\$5,783,261.00	\$1,593,522.30	\$2,359,347.54	\$3,031,265.15	\$341,285.00	\$269,569.57
Leadership Studies	\$1,395,142.55	\$0.00	\$266,616.19	\$0.00	\$0.00	\$0.00
VetMed	\$4,867,651.20	\$1,754,587.25	\$5,571,345.25	-\$2,161.35	\$1,820,484.26	\$303,873.19
Office of External Engagement	\$1,520,549.00	\$0.00	\$0.00	\$115,298.70	\$0.00	\$0.00
Olathe	\$24,971.00	\$1,118,628.55	\$769,132.92	\$24,971.00	\$0.00	\$0.00
Salina	\$0.00	\$0.00	\$1,429,866.44	\$0.00	\$0.00	\$9,751.44
Provost	\$293,086.20	\$159,144.00	\$111,494.67	\$0.00	\$166,740.00	\$55,580.00
VPR	\$558,057.02	\$0.00	\$1,572,744.75	\$0.00	\$280,133.00	\$115,885.67
Other	\$0.00	\$650,496.80	\$903,123.16	\$0.00	\$0.00	\$355,751.67
Total	\$60,889,932.38	\$53,407,094.16	\$67,047,039.18	\$8,156,509.15	\$12,136,503.27	\$9,981,264.29

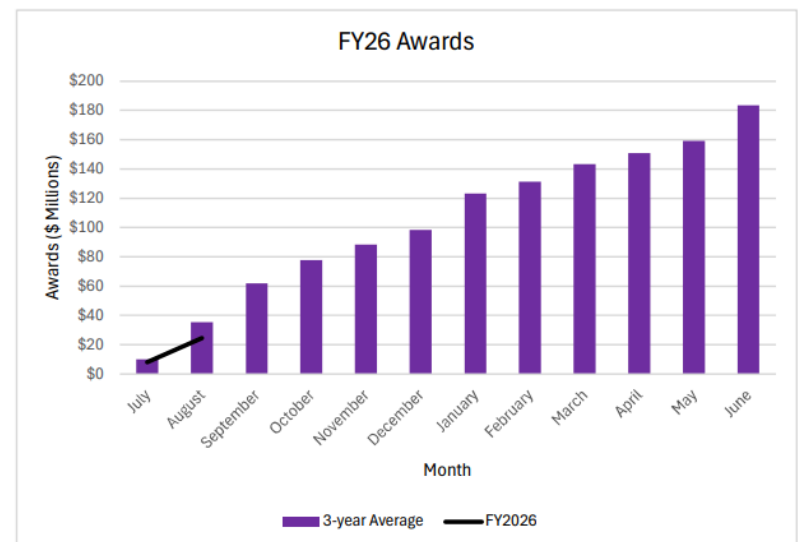
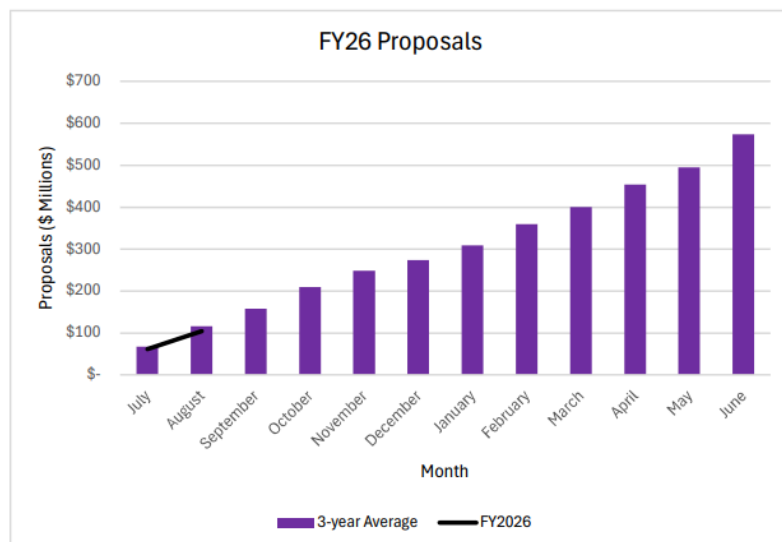


Table data as of 7/31/2025 Graph data as of August 28, 2025 at 01:44 PM *Other includes: DCM, Facilities, Libraries, Graduate School, VPAF, VP DEIB, VPDASSA, Division of Risk & Safety, EVP for Engagement, Office of the President, University Operations.