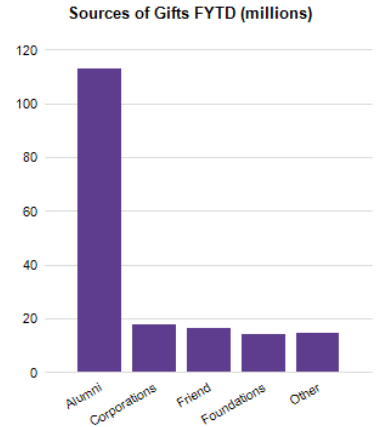


Philanthropic Support

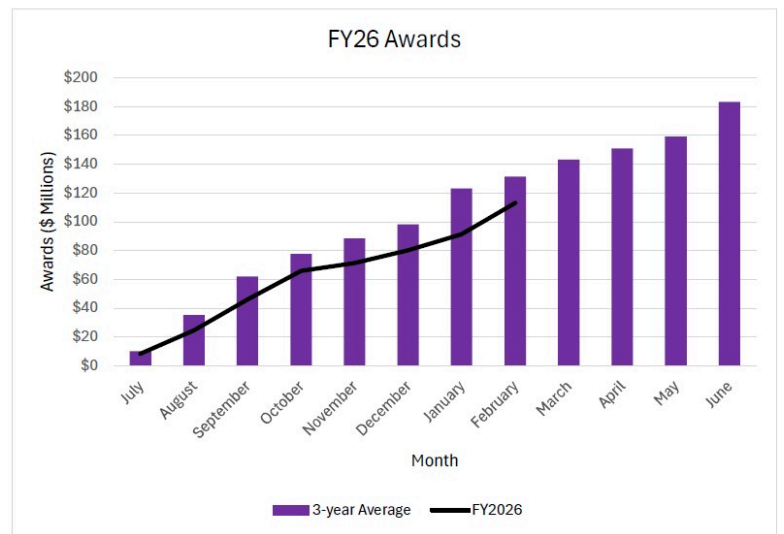
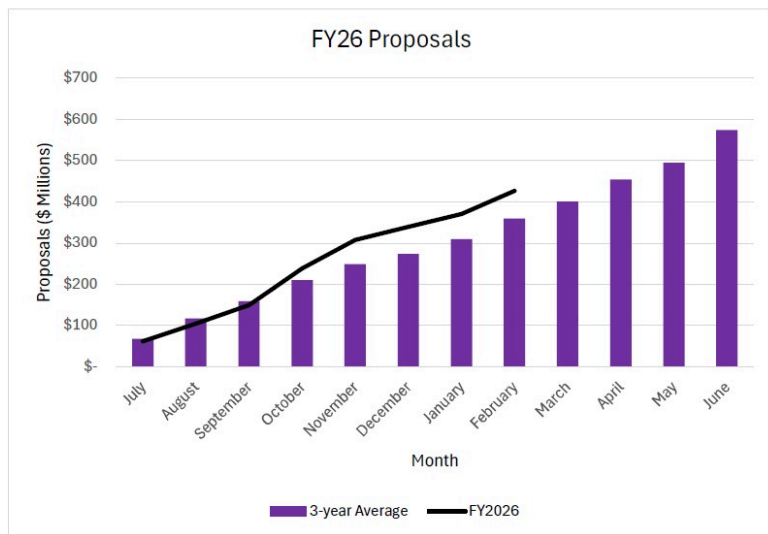
College	FYTD 26	FYTD 25	3Yr Total Avg	Prior FY Total*	Total Endowment Value**
Agriculture	\$29,653,193	\$16,372,680	\$50,131,143	\$20,765,090	\$120,457,288
Arch., Plan. & Des.	\$1,976,909	\$5,845,755	\$5,247,961	\$6,255,547	\$20,467,952
Arts & Sci.	\$12,891,357	\$22,179,939	\$13,822,173	\$23,487,136	\$120,136,303
Business Admin	\$17,455,649	\$33,845,404	\$18,289,684	\$35,506,434	\$119,261,379
Education	\$2,601,485	\$1,461,807	\$5,420,993	\$4,255,693	\$19,010,371
Engineering	\$21,645,792	\$26,330,876	\$25,978,757	\$27,988,621	\$174,693,173
Hlth & Human Sci.	\$1,809,401	\$7,409,264	\$5,682,536	\$7,889,431	\$59,144,781
Leadership Studies	\$68,035	\$22,790,219	\$7,701,076	\$22,846,773	\$17,641,847
VetMed	\$22,491,843	\$13,158,138	\$19,889,263	\$23,607,382	\$71,420,223
Olathe	\$458,786	\$210,698	\$111,956	\$216,758	\$55,075
Salina	\$1,025,319	\$1,041,420	\$8,008,921	\$2,068,936	\$22,479,858
Supporting Orgs**	\$533,150	\$854,048	\$1,197,595	\$1,052,525	\$0
Other*	\$63,319,528	\$95,916,827	\$79,177,315	\$120,555,900	\$396,487,746
Total	\$175,930,446	\$247,417,074	\$240,659,372	\$296,496,225	\$1,141,255,996



Source: KSU Foundation February 2026 Data Feed - *Other includes: Beach Museum of Art, VPDASSA, Foundation, Graduate School, International Programs, K-State Alumni Association, K-State Athletics, K-State Libraries, McCain Auditorium, VP DEIB; Supporting Organizations includes: Foundation for Engineering and the Golf Course. *Prior FY Total: Endowed and Expendable for previous year. **Endowment Value: market value of funds invested in the Foundation's Long Term Investment Pool as of 6/30/2025.

Sponsored Program and Research Activities

College	Proposals			Awards		
	FYTD 26	FYTD 25	3 Yr YTD Avg	FYTD26	FYTD25	3 Yr YTD Avg
Agriculture	\$ 111,559,206	\$ 111,492,318	\$ 116,477,326	\$ 23,944,841	\$ 42,888,001	\$ 45,829,398
Arch., Plan. & Des.	\$ 4,194,072	\$ 395,471	\$ 279,944	\$ 171,134	\$ 96,427	\$ 81,207
Arts & Sci.	\$ 82,279,998	\$ 65,094,321	\$ 60,485,325	\$ 24,556,861	\$ 16,077,418	\$ 16,496,541
Business Admin.	\$ -	\$ 12,000	\$ 57,933	\$ 66,455	\$ 232,400	\$ 188,133
Cooperative Extension Service	\$ -	\$ 2,869,465	\$ 1,771,539	\$ -	\$ 2,590,321	\$ 2,421,050
Education	\$ 12,295,998	\$ 19,225,724	\$ 17,843,913	\$ 12,029,856	\$ 10,447,316	\$ 9,452,377
Engineering	\$ 104,878,393	\$ 70,183,112	\$ 85,708,592	\$ 22,325,341	\$ 24,671,361	\$ 25,322,636
Hlth & Human Sci.	\$ 34,948,379	\$ 22,459,125	\$ 16,650,658	\$ 7,186,521	\$ 3,872,285	\$ 4,844,031
Leadership Studies	\$ 2,504,335	\$ 1,387,062	\$ 987,972	\$ 308,050	\$ 316,455	\$ 209,498
VetMed	\$ 51,443,537	\$ 46,590,781	\$ 40,045,614	\$ 10,474,903	\$ 12,532,302	\$ 9,562,808
Office of External Engagement	\$ 8,711,213	\$ 949,920	\$ 316,640	\$ 4,102,059	\$ 587,085	\$ 195,695
Olathe	\$ 3,954,058	\$ 4,271,448	\$ 2,646,664	\$ 2,075,703	\$ 3,251,713	\$ 1,302,522
Salina	\$ 5,755,033	\$ 4,868,770	\$ 6,840,276	\$ 3,676,316	\$ 34,367,760	\$ 11,731,642
Provost	\$ 451,650	\$ 1,839,509	\$ 1,510,913	\$ 149,756	\$ 780,613	\$ 1,192,752
VPR	\$ 956,295	\$ 1,673,682	\$ 5,966,657	\$ 634,471	\$ 452,443	\$ 968,155
Other	\$ 2,128,518	\$ 1,517,285	\$ 1,666,266	\$ 1,438,333	\$ 1,262,826	\$ 1,544,883
Total	\$ 426,060,684	\$ 354,829,993	\$ 359,256,231	\$ 113,140,602	\$ 154,426,725	\$ 131,343,327



Data as of February 28, 2026; *Other includes: DCM, Facilities, Libraries, Graduate School, VPAF, VP DEIB, VPDASSA, Division of Risk & Safety, EVP for Engagement, Office of the President, University Operations.

Partnerships

Next-Gen K-State progress update

Imperative 6: We will be known as a university that is open and aggressively pursues partnerships at all levels with a shared focus on making it easy and seamless for partners to work with K-State.

Partnerships: Recent highlights

[K-State launches Dimensions: A powerful new research intelligence tool](#)

As part of the Wildcat Scholar rollout, [Dimensions](#) enables users to explore research trends, identify funding opportunities and visualize the global research landscape, accelerating discovery and collaboration at K-State.

[K-State joins Military Spouse Employment Partnership](#)

Kansas State University was inducted as a partner in the [Military Spouse Employment Partnership \(MSEP\)](#) program which seeks connects spouses directly with employers. This partnership will boost K-State in its efforts to attract high-performing and talented employees, and continue to advance as a military-friendly school.

[KSU Foundation and AIB International Announce Edge District Partnership](#)

This partnership will support Kansas State University research and allow AIB International to engage with and enhance the work of industry partners already in the district. Students and faculty will benefit by contributing to research-based, cutting-edge training in food safety and industry best practices.

[Arden Mills donates \\$3.5 million for K-State's new agriculture innovation centers](#)

Arden Mills' investment will support facilities and tools necessary for the Department of Grain Science and Industry's interdisciplinary, innovative research. This partnership will enable exceptional talent development and best-in-class research to help better solve food and agriculture challenges.

