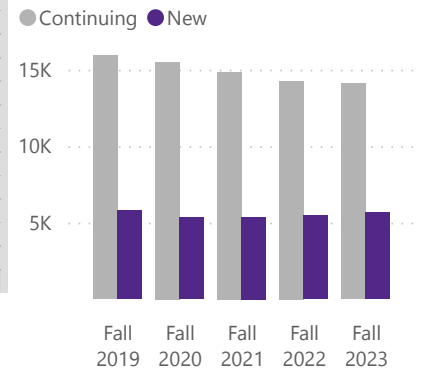


Enrollment Summary: All Credit Bearing Populations

College	F23 Census	1PY Census	1yr Chg	New Stdnts	1PY New	1yr Chg New
Agriculture	2,474	2,444	+30	771	678	+93
Arch., Plan. & Des.	868	889	-21	342	387	-45
Arts & Sci.	3,966	4,078	-112	1,178	1,084	+94
Business Admin.	2,789	2,749	+40	782	730	+52
Education	2,034	2,180	-146	499	689	-190
Engineering	3,101	3,121	-20	872	865	+7
Graduate School	33	34	-1	9	8	+1
Hlth & Human Sci.	2,900	2,745	+155	893	768	+125
Leadership Studies	43	41	+2	5	8	-3
VetMed	676	646	+30	194	166	+28
Olathe	16	20	-4	4	4	
Salina	845	775	+70	227	196	+31
<b>Total</b>	<b>19,745</b>	<b>19,722</b>	<b>+23</b>	<b>5,776</b>	<b>5,583</b>	<b>+193</b>

Census Headcount Last 5 Years



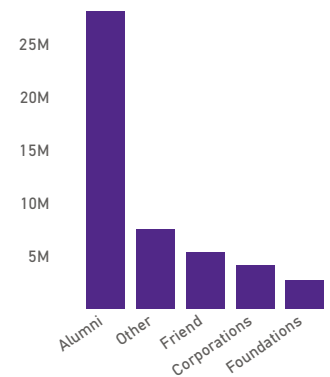
Source: Fall 2023 Enrollment Census

\*New Students (current and prior year) are first-time student counts at Census. \*\*PY = Prior Year.

Philanthropic Support

College	Trend			Prior Year		Total Endowment Value**
	FYTD24	FYTD23	3Yr Total Avg	Prior FY Total		
Agriculture	7,904,444	12,753,071	34,951,746	89,874,776		100,731,679
Arch., Plan. & Des.	225,195	2,235,017	4,956,270	5,734,590		15,099,243
Arts & Sci.	3,443,921	2,066,923	13,428,802	8,085,295		102,787,260
Business Admin.	782,779	1,798,624	13,782,171	9,459,941		95,872,988
Education	2,468,624	746,788	3,896,498	6,232,560		13,043,065
Engineering	6,961,184	4,091,829	24,357,096	19,956,937		145,341,378
Hlth & Human Sci.	1,170,987	1,874,188	6,681,215	4,642,391		52,438,296
Leadership Studies	6,215	7,723	1,262,158	200,155		12,466,572
VetMed	8,986,775	3,027,334	16,845,886	16,789,928		52,254,390
Olathe	70,000	80	19,500	34,380		
Salina	366,189	10,482,676	9,767,995	10,934,977		19,447,301
Supporting Organizations	562,905	78,881	923,909	1,163,425		
Other	12,118,947	11,521,074	74,201,514	53,269,173		342,793,059
<b>Total</b>	<b>45,068,167</b>	<b>50,684,207</b>	<b>205,074,760</b>	<b>226,378,526</b>		<b>952,275,233</b>

Sources of Gifts FYTD (millions)



Source: KSU Foundation October 2023 Data Feed

\*Other includes: Beach Museum of Art, VP DASSA, Foundation, Graduate School, International Programs, K-State Alumni Association, K-State Athletics, K-State Libraries, McCain Auditorium, VP DEIB; Supporting Organizations includes: Foundation for Engineering and the Golf Course. Prior FY Total: Endowed and Expendable for previous year. \*\*Endowment Value: market value of funds invested in the Foundation's Long Term Investment Pool at 6/30/2023.

Sponsored Program and Research Activities

College	Proposals			Awards			Research Expenditures Total Expenditures FY22
	FYTD24	FYTD23	3Yr Total Avg	FYTD24	FYTD23	3Yr Total Avg	
Agriculture	85,999,823	46,448,590	172,267,201	38,751,190	13,919,478	64,625,471	86,963,658
Arch., Plan. & Des.	13,672	243,149	667,359	9,986	163,246	171,506	281,243
Arts & Sci.	18,077,053	16,361,586	93,430,243	6,878,659	8,697,621	24,494,618	47,854,385
Business Admin.			444,007	137,607		97,101	2,058,094
Education	5,980,787	9,329,683	31,496,877	3,962,665	1,353,694	6,245,435	2,846,266
Engineering	27,697,043	37,412,812	144,887,914	13,684,755	6,786,494	25,620,717	31,857,277
Hlth & Human Sci.	6,111,339	4,648,621	21,918,503	3,635,026	4,939,372	12,648,621	3,102,618
Leadership Studies	799,849	317,306	851,120		1,739	463,819	209,070
VetMed	22,642,005	14,316,984	71,951,854	870,548	4,690,033	20,517,684	18,203,279
Olathe	1,638,323	357,604	1,273,237	142,500	237,617	261,104	552,383
Salina	5,240,599	1,070,107	9,424,525	117,200	134,107	3,712,175	1,823,724
Provost	482,012	123,909	2,446,175	306,672	1,288,345	21,149,280	839,634
VPR	358,829	8,292,697	34,845,306	129,817	1,890,403	12,074,759	15,977,201
Other	2,035,721	382,022	21,345,033	2,402,657	69,489	12,459,837	404,742
<b>Total</b>	<b>177,077,053</b>	<b>139,305,070</b>	<b>607,249,355</b>	<b>71,029,281</b>	<b>44,171,638</b>	<b>204,542,127</b>	<b>212,973,574</b>

Source: VPR October 2023 Consolidated Data Feed

\*Other includes: DCM, Facilities, Graduate School, VPAF, VP DEIB, VP DASSA.

# Academic Affairs and Academic Innovation at K-State

The Next-Gen K-State Strategic Plan calls for big and bold efforts in Academic Affairs and Academic Innovation. To support this work, we have investments in existing and new initiatives across our academic portfolio.

## Academic program review and revitalization

### FY23 APRR Timeline Update:



### FY24 APRR:

- New reporting tool will provide opportunity to automatically include applications for investment funds as well as more timely reports and data points for reviewers, departments and colleges.
- January 2024 launch and due May 30, 2024

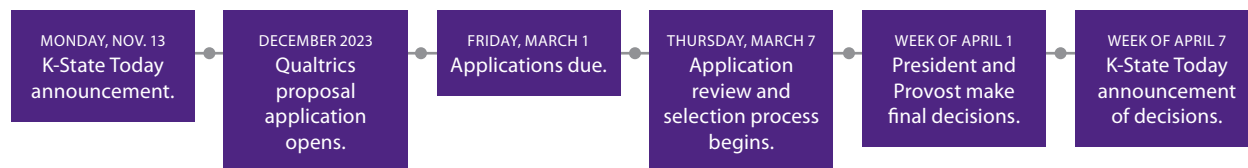
## Academic innovation

### Academic Innovation Fund:

\$1M for new programs and new microcredentials that:

- Build on K-State’s existing and/or future faculty and research strengths.
- Demonstrate academic excellence that aligns with K-State’s mission and strategic plan.
- Propose innovative, creative ways to meet regional, national or international learner and/or workplace needs.
- Support K-State’s long-term financial viability.

### Timeline:



**Microcredential Progress Fall 2023:**  
22 active programs.  
Since July 1, 65 badges issued in Credly.