




CAMPUS SAFETY	FILE A REPORT	POLICE	ACADEMIC ASSISTANCE AND RESOURCES	DOMESTIC AND SEXUAL VIOLENCE SUPPORT
<div>24/7</div> <div>  <div>K-STATE SAFE</div>  <div>k-state.edu/safe</div> </div>	<div>  <div>Civil Rights & Title IX</div> <div>785-532-6220</div> <div>salina.k-state.edu/crisis</div> </div>	<div> <div>24/7</div>  <div>Olathe Police Department</div> <div>913-971-7500</div> <div>for emergencies dial 911 olatheks.gov/government/police</div> </div>	<div>  <div>Student Services</div> <div>913-307-7373</div> <div>olathe.k-state.edu/student-services</div> </div>	<div> <div>CONFIDENTIAL</div>  <div>Center for Advocacy, Response and Education (CARE)</div> <div>785-532-6444</div> <div>k-state.edu/care</div> </div>

OLATHE RESOURCES AND SUPPORT



September 2025

EMPLOYEE COUNSELING AND SUPPORT	MEDICAL AND EMERGENCY SERVICES	INTIMATE PARTNER ABUSE SHELTER	CRISIS SERVICES AND COUNSELING	EMPLOYEE RESOURCES
<div>  <div>State of Kansas Employment Assistance Program</div> <div>888-270-8897</div> <div>k-state.edu/eap</div> </div>	<div> <div>CONFIDENTIAL 24/7</div>  <div>AdventHealth Shawnee Mission</div> <div>913-676-2000</div> <div>adventhealth.com</div> </div>	<div> <div>CONFIDENTIAL 24/7</div>  <div>Intimate Partner Abuse Shelter</div> <div>913-262-2868</div> <div>safehome-ks.org</div> </div>	<div> <div>CONFIDENTIAL 24/7</div>  <div>Metropolitan Organization to Counter Sexual Assault</div> <div>913-642-0233</div> <div>mocsa.org</div> </div>	<div>  <div>Employee Relations and Engagement</div> <div>785-532-6277</div> <div>k-state.edu/hr/employee-relations</div> </div>