









CAMPUS SAFETY	FILE A REPORT	POLICE	HOLISTIC STUDENT SUPPORT SERVICES	STUDENT HEALTH AND WELL-BEING	STUDENT THERAPY AND COUNSELING
24/7  K-STATE SAFE  k-state.edu/safe	 Civil Rights & Title IX 785-532-6220 k-state.edu/civil-rights	24/7  K-State Police and Riley County Police Department 785-532-6412 for emergencies dial 911 k-state.edu/police	24/7  Student Support and Accountability 785-532-6432 k-state.edu/student-support	CONFIDENTIAL  Lafene Health Center 785-532-6544 k-state.edu/lafene	CONFIDENTIAL 24/7  Counseling and Psychological Services (CAPS) 785-532-6927 k-state.edu/counseling

MANHATTAN RESOURCES AND SUPPORT

KANSAS STATE
UNIVERSITY

September 2025

EMPLOYEE RESOURCES	EMPLOYEE COUNSELING AND SUPPORT	MEDICAL SERVICES	INDIVIDUAL, COUPLE AND FAMILY THERAPY	SUICIDE PREVENTION AND CRISIS SUPPORT	DOMESTIC AND SEXUAL VIOLENCE SUPPORT
 Employee Relations and Engagement 785-532-6277 k-state.edu/hr/employee-relations	CONFIDENTIAL 24/7  State of Kansas Employment Assistance Program 888-270-8897 k-state.edu/eap	CONFIDENTIAL 24/7  Ascension Via Christi Hospital in Manhattan 785-776-3322 healthcare.ascension.org	CONFIDENTIAL  Family Center 785-532-6984 hhs.k-state.edu/familycenter	CONFIDENTIAL 24/7  The Crisis Center 785-539-2785 or dial 988 thecrisiscenterinc.org	CONFIDENTIAL  Center for Advocacy, Response and Education (CARE) 785-532-6444 k-state.edu/care