

DARS Satisfaction Survey

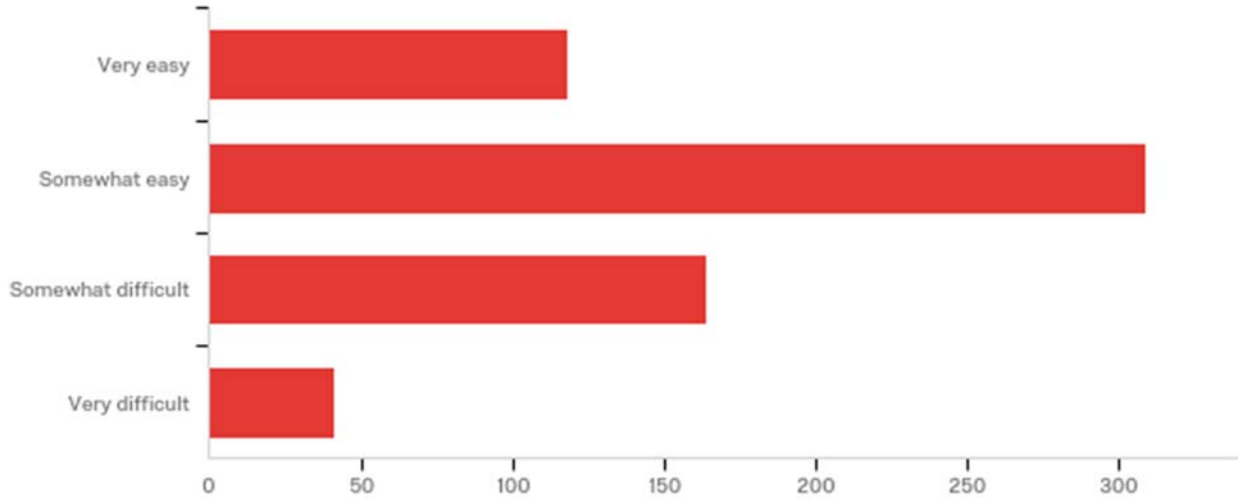
DARS (Degree Audit Reporting System)

October 23rd 2017, 10:38 am CDT

Distribution of Responses:

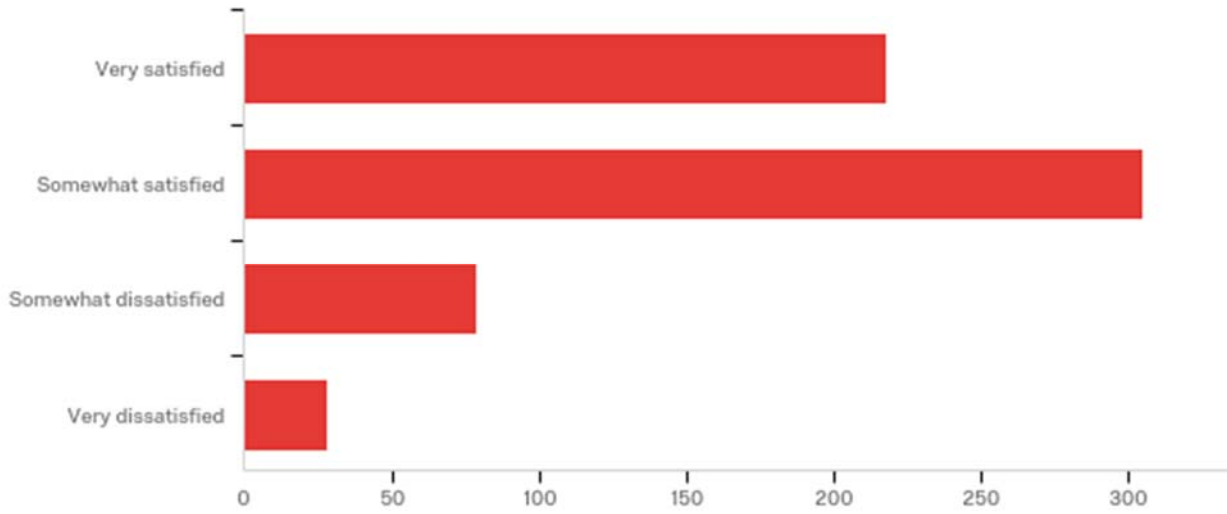
| College | #Surveyed | #Responses | % Responses |
|--------------|-------------|------------|--------------|
| AG | 1000 | 137 | 13.7% |
| AR | 200 | 10 | 5% |
| AS | 1000 | 84 | 8.4% |
| BA | 1000 | 105 | 10.5% |
| ED | 500 | 50 | 10% |
| EN | 1000 | 129 | 12.9% |
| HE | 1000 | 107 | 10.7% |
| TC | 200 | 10 | 10% |
| TOTAL | 5900 | 632 | 10.7% |

Q1 - Which best reflects your ease of reading and understanding your DARS report?



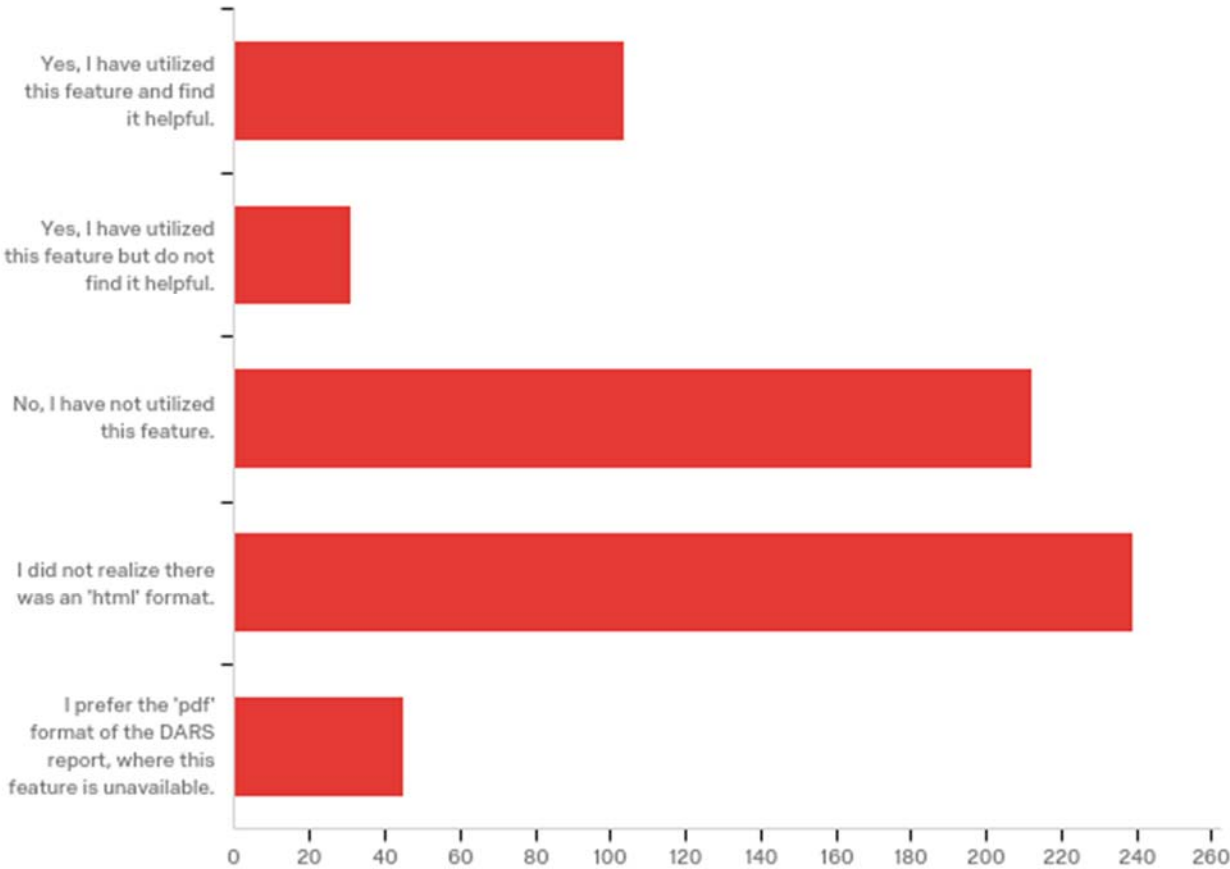
| # | Answer | % | Count |
|---|--------------------|--------|-------|
| 1 | Very easy | 18.67% | 118 |
| 2 | Somewhat easy | 48.89% | 309 |
| 3 | Somewhat difficult | 25.95% | 164 |
| 4 | Very difficult | 6.49% | 41 |
| | Total | 100% | 632 |

Q2 - How satisfied are you with the accuracy of the DARS report?



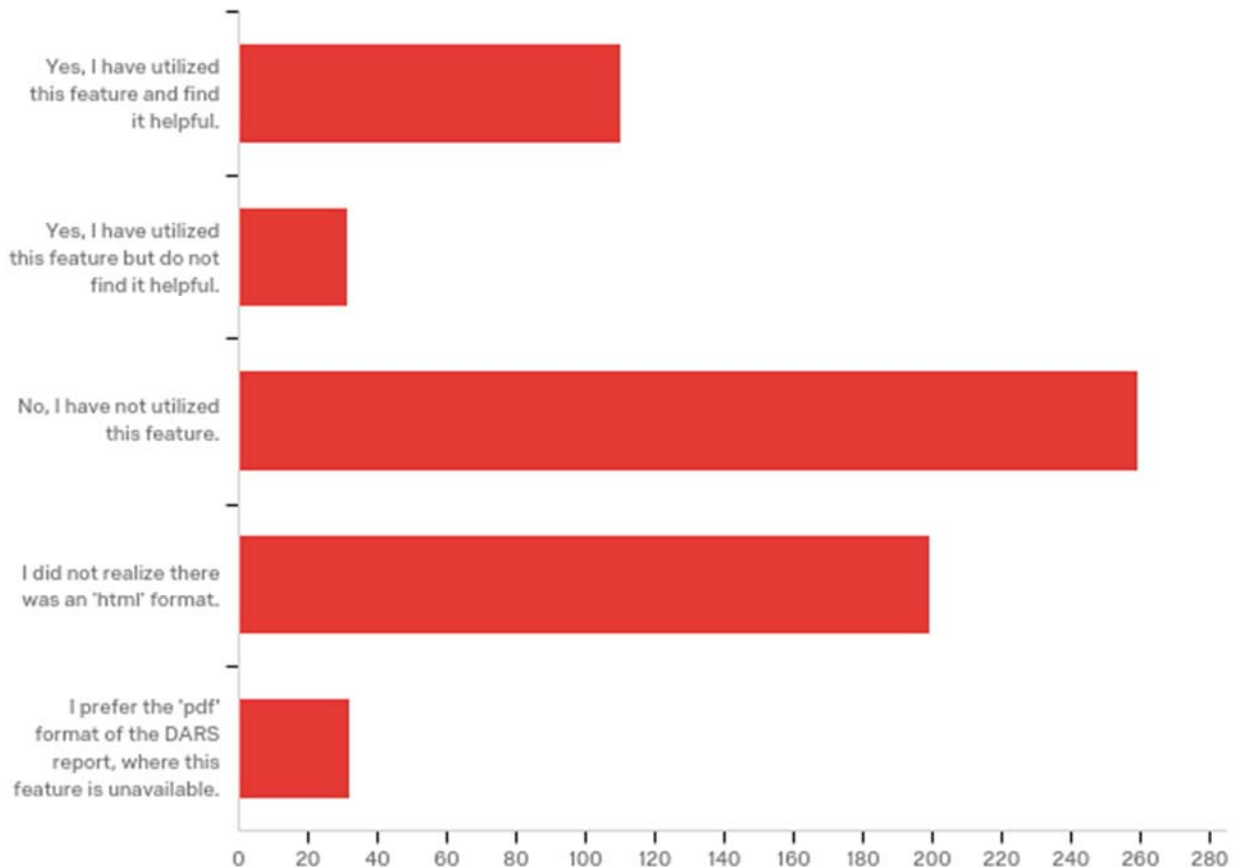
| # | Answer | % | Count |
|---|-----------------------|--------|-------|
| 1 | Very satisfied | 34.60% | 218 |
| 2 | Somewhat satisfied | 48.41% | 305 |
| 3 | Somewhat dissatisfied | 12.54% | 79 |
| 4 | Very dissatisfied | 4.44% | 28 |
| | Total | 100% | 630 |

Q3 - The 'html' format of the DARS report includes the ability to link to course descriptions in the undergraduate electronic catalog. Have you utilized this feature?



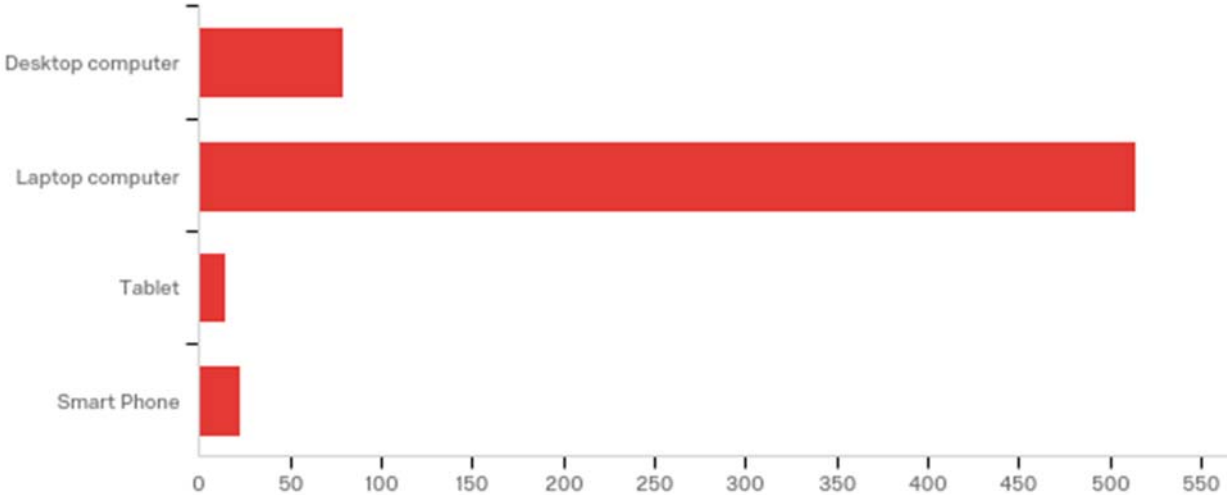
| # | Answer | % | Count |
|---|--|--------|-------|
| 1 | Yes, I have utilized this feature and find it helpful. | 16.48% | 104 |
| 2 | Yes, I have utilized this feature but do not find it helpful. | 4.91% | 31 |
| 3 | No, I have not utilized this feature. | 33.60% | 212 |
| 4 | I did not realize there was an 'html' format. | 37.88% | 239 |
| 5 | I prefer the 'pdf' format of the DARS report, where this feature is unavailable. | 7.13% | 45 |
| | Total | 100% | 631 |

Q4 - The 'html' format of the DARS report includes the ability to open/close some or all requirements. This would allow you to see a very abbreviated audit displaying only the status. Have you utilized this feature?



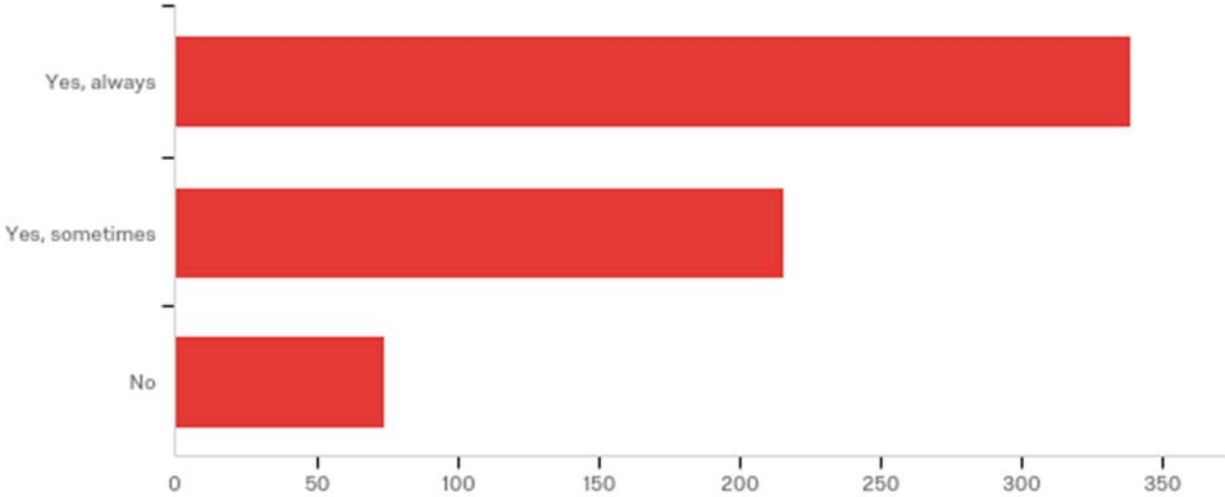
| # | Answer | % | Count |
|---|--|--------|-------|
| 1 | Yes, I have utilized this feature and find it helpful. | 17.43% | 110 |
| 2 | Yes, I have utilized this feature but do not find it helpful. | 4.91% | 31 |
| 3 | No, I have not utilized this feature. | 41.05% | 259 |
| 4 | I did not realize there was an 'html' format. | 31.54% | 199 |
| 5 | I prefer the 'pdf' format of the DARS report, where this feature is unavailable. | 5.07% | 32 |
| | Total | 100% | 631 |

Q5 - What device do you use to access your DARS report?



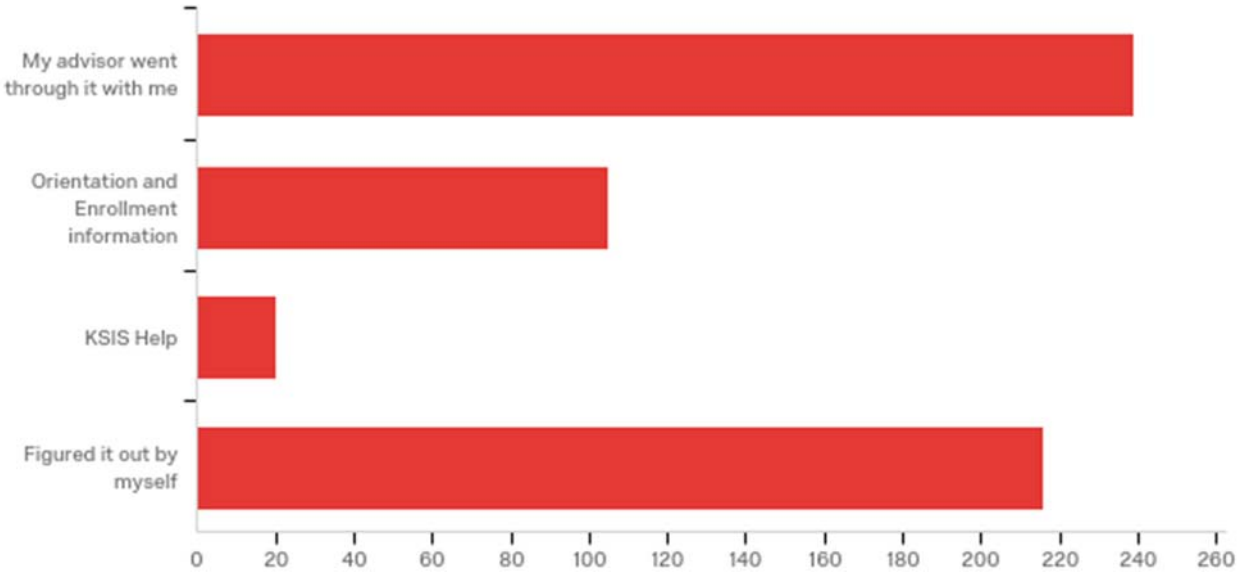
| # | Answer | % | Count |
|---|------------------|--------|-------|
| 1 | Desktop computer | 12.56% | 79 |
| 2 | Laptop computer | 81.72% | 514 |
| 3 | Tablet | 2.23% | 14 |
| 4 | Smart Phone | 3.50% | 22 |
| | Total | 100% | 629 |

Q6 - When you meet with your advisor, does the advisor refer to your DARS report?



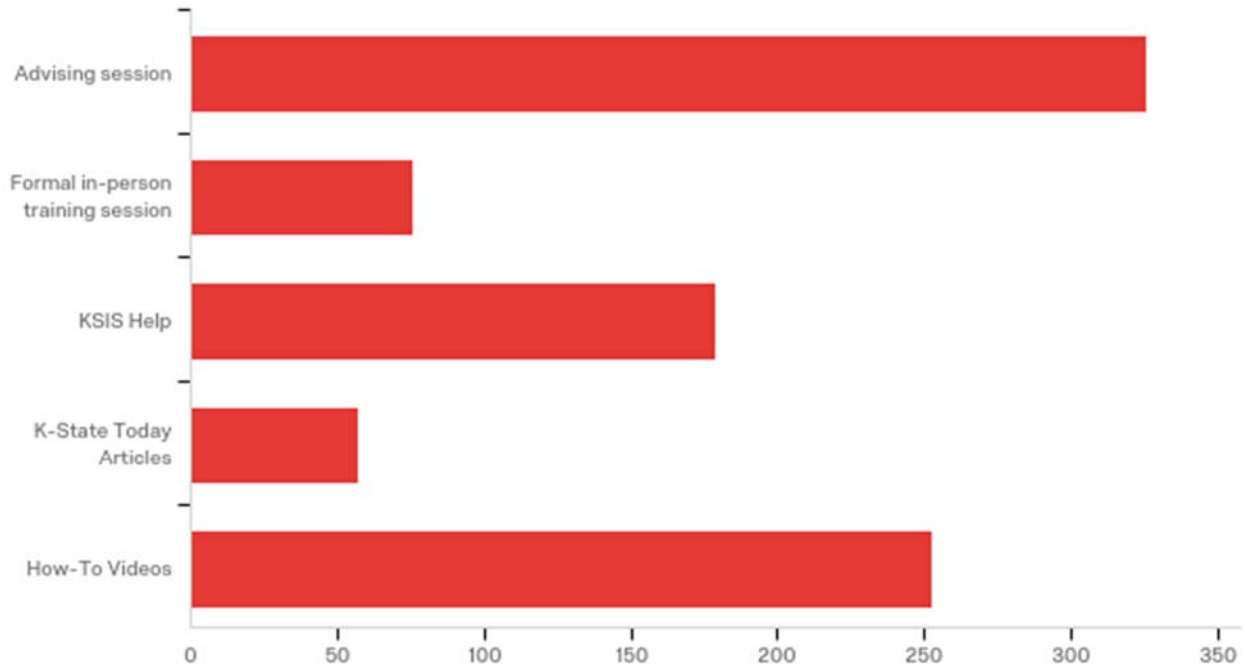
| # | Answer | % | Count |
|---|----------------|--------|-------|
| 1 | Yes, always | 53.90% | 339 |
| 2 | Yes, sometimes | 34.34% | 216 |
| 3 | No | 11.76% | 74 |
| | Total | 100% | 629 |

Q7 - How did you become familiar with the DARS report?



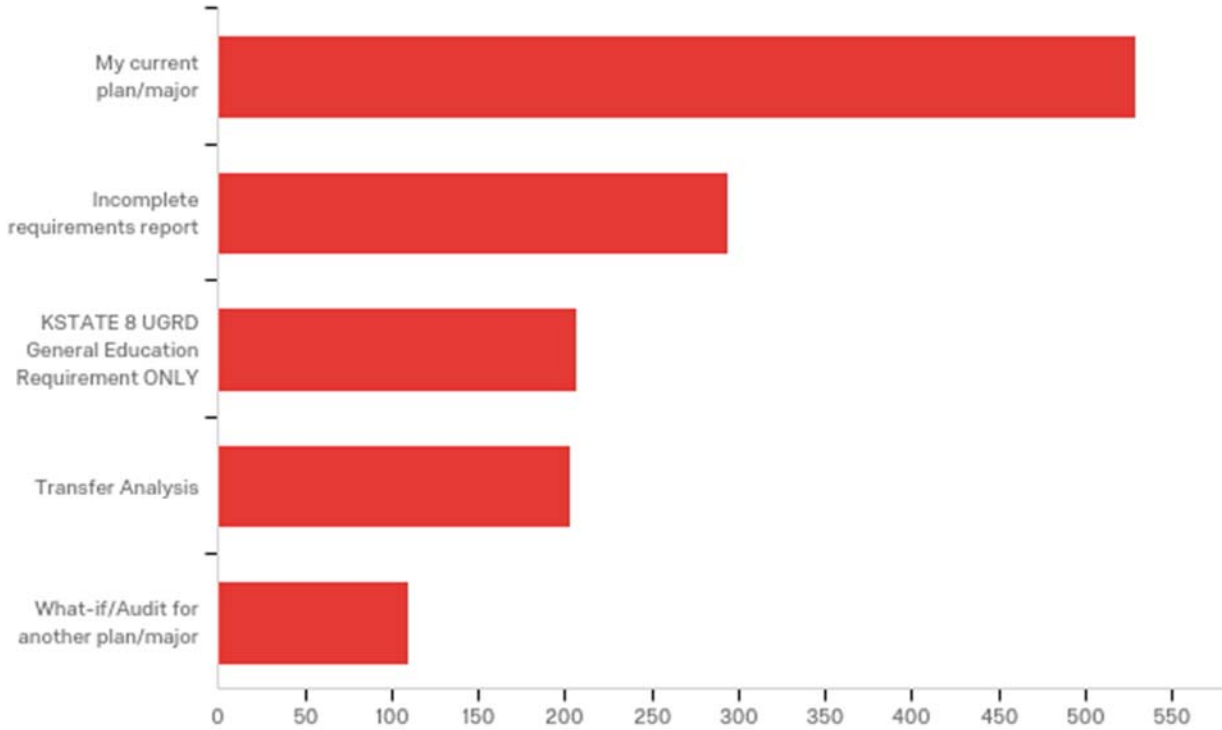
| # | Answer | % | Count |
|---|--|--------|-------|
| 1 | My advisor went through it with me | 41.21% | 239 |
| 2 | Orientation and Enrollment information | 18.10% | 105 |
| 3 | KSIS Help | 3.45% | 20 |
| 4 | Figured it out by myself | 37.24% | 216 |
| | Total | 100% | 580 |

Q8 - How would you like to learn more about DARS? Check all that apply.



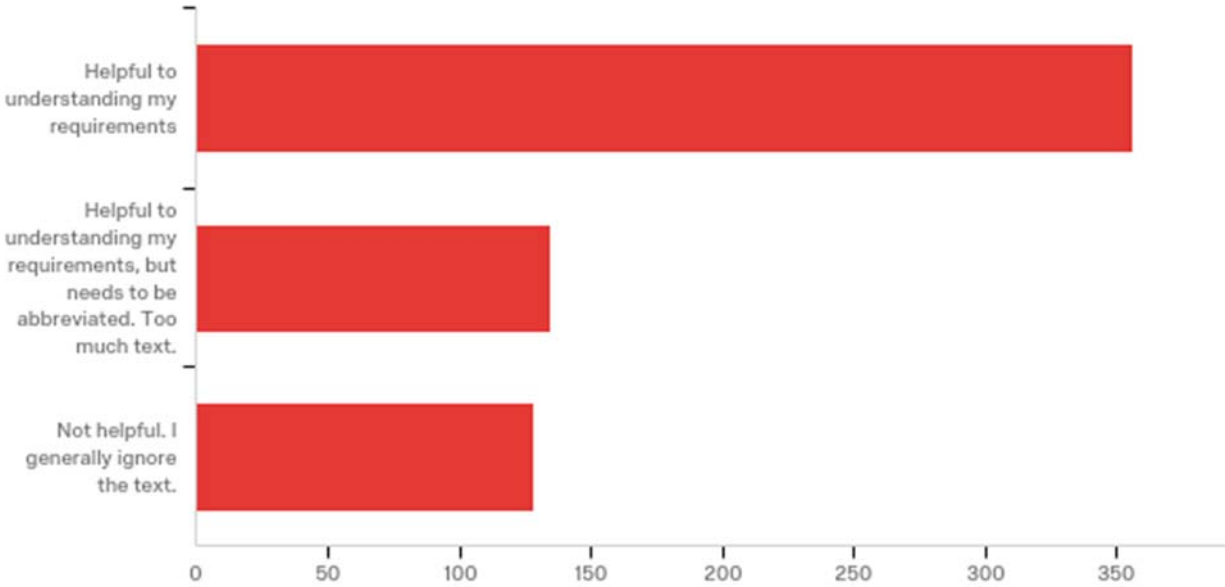
| # | Answer | % | Count |
|---|-----------------------------------|--------|-------|
| 1 | Advising session | 36.59% | 326 |
| 2 | Formal in-person training session | 8.53% | 76 |
| 3 | KSIS Help | 20.09% | 179 |
| 4 | K-State Today Articles | 6.40% | 57 |
| 5 | How-To Videos | 28.40% | 253 |
| | Total | 100% | 891 |

Q9 - What DARS report types listed below have you used. Check all that apply.



| # | Answer | % | Count |
|---|--|--------|-------|
| 1 | My current plan/major | 39.39% | 529 |
| 2 | Incomplete requirements report | 21.89% | 294 |
| 3 | KSTATE 8 UGRD General Education Requirement ONLY | 15.41% | 207 |
| 4 | Transfer Analysis | 15.12% | 203 |
| 5 | What-if/Audit for another plan/major | 8.19% | 110 |
| | Total | 100% | 1343 |

Q10 - DARS includes descriptive text which is intended to help you understand the various program requirements. How would you best describe the descriptive text in your DARS report?



| # | Answer | % | Count |
|---|---|--------|-------|
| 1 | Helpful to understanding my requirements | 57.51% | 356 |
| 2 | Helpful to understanding my requirements, but needs to be abbreviated. Too much text. | 21.81% | 135 |
| 3 | Not helpful. I generally ignore the text. | 20.68% | 128 |
| | Total | 100% | 619 |