

KSUMB Drumline

2026 Quad Drum Audition Packet



Drumline Director:

Javi Garza
Javi48@ksu.edu

What we are looking for

Above all: a great attitude and solid foundation are the most important things to bring to audition for the KSUMB Drumline. Aside from this, here are a few items to prioritize in your preparation:

Technique:

- We will be focusing on your SOUND above all. To generalize: you should be relaxed, comfortable, and have a big sound while playing
- Snare drums will be playing on a tilt (10 degrees)
- Tenors should ALWAYS prioritize playing on one drum before all the drums
- Basses should always expect to play in unison as well as splits. Start with the snare part when practicing. Be prepared to learn different bass parts throughout the process

Sound:

- Focus on getting the most resonance out of the drum and sticks as possible
- Do not squeeze the sticks
- Prioritize having a consistent sound (all the taps sound the same in a phrase, right and left hands match in quality, etc)
- The best sound you will achieve is typically "8's". Start with this, and work every exercise to match that relaxed sound

Rhythms:

- Above all, rhythms must be accurate and consistent
- Play mathematically correct rhythms (Play the rhythm, not the rudiment)

Exercises:

- Start with the Basics. Work a solid foundation of Timing and Accent exercises at various volumes and tempos
- Quality over Speed. Work each exercise focusing on correct and consistent rhythms, while achieving a big and open quality of sound
- Memorization is not crucial to the audition, but it will help with your confidence and consistency when the pressure is on!

How to practice:

- Ideally: Practice on a drum that is tuned well! If drum is not available, try to use the most realistic practice pad possible (to avoid "pad hands")
- Play with great quality sticks, so you can always hear your quality of sound
- Practice with a metronome
- Stand up and play in front of a mirror
- Do not be afraid to record yourself and watch. You will be your biggest critic, and it will help with your perspective on what to focus on!

Have fun!

Tenor Drums

Legatos

♩ = 120

f
hand transfers

5 6 7 8

9 10 11 12

13 14 15 16 17

18 19 20 21 22

23 24 25 26 27

28 29 30 31 32 33

r r *r* *l l* *l* *r r* *r r r* *r*

l l *l* *r r* *r* *l l* *l* *l l* *l*

r r r etc... *l l l etc...* *r r r ...* *r r r ...*

l l l ... *r r r ...* *l l l ...* *l l l ...* *R r r etc... Accent Transfer*

L l l etc...

David

69 **A** $\text{♩} = 110$ 3 3 70 3 3 71 3 3 72 3 3 3 3

f
r r r r l r l l r l r l l l l l r l r l r l l b b b b... r l r l l r l etc...

73 3 3 3 3 3 74 3 3 3 3 3 75 3 3 3 3 3 76 3 3 3 3 3

r l r l r l r l r l R l r l r l r l r l r l r l r l R l r l r l r l r l r l R l r l r l r l r l r l R l l
mf

B *legato style* 3 77 3 78 3 3 79 3 3 80 3 3 3 3

f
r r r r r l l l l r l l l l l r r r l l b b b b... r l l l l r r r l l l l r

81 3 3 3 3 3 82 3 3 3 3 3 83 3 3 3 3 3 84 3 3 3 3 3

r r r l l r l l l r l l R l r l l l r l l r r l r l r l R l l *smile*

C 3 3 85 3 3 86 3 3 87 3 3 88 3 3 3 3

r r r l l R l r l r l r l l l r R l l r l r l r l r l r l r l r l R l r r l r l r l r l R l l l

89 3 3 3 3 90 3 3 3 3 3

r l r l r l R l r r l r l r l r L r l l r l r l r l R l r r l r l r l r L r l l

91 3 3 3 3 92 3 3 3 3 3

93 3 3 3 3 94 3

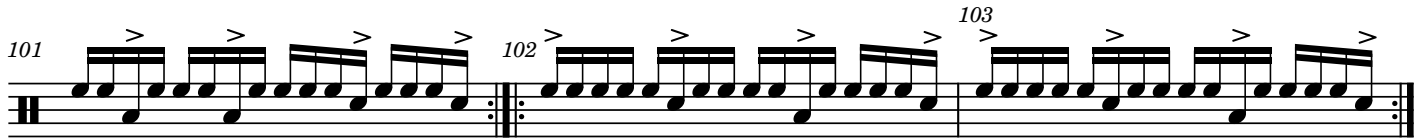
ManChops

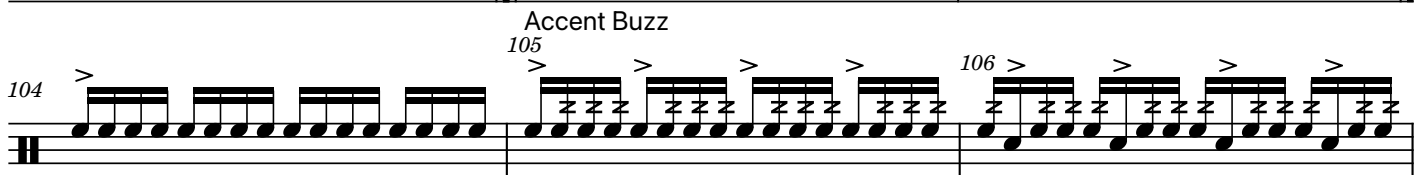
♩ = 110


16th note accent grid

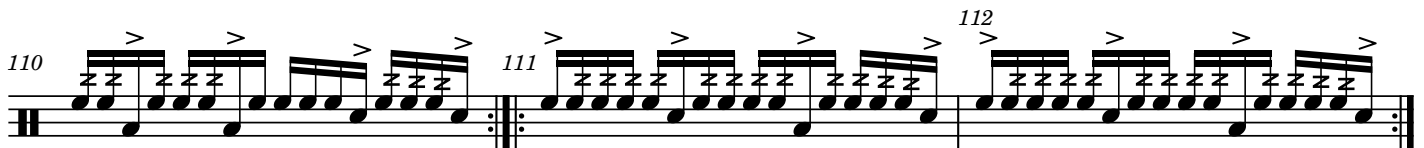
95 

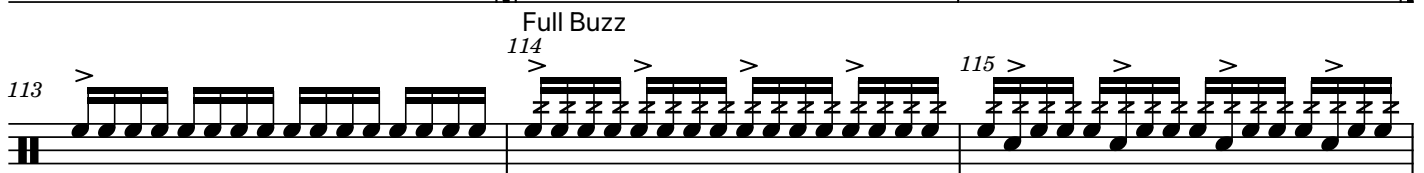
98 


101 


104 

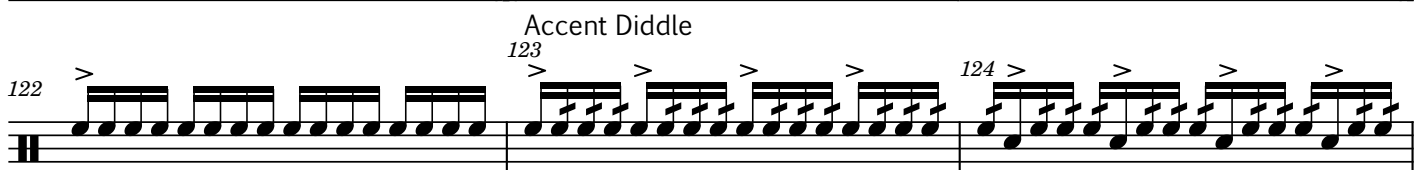
107 

110 

113 

116 

119 

122 

125 126 127

128 129 130

131 132 133

134 135 136

137 138 139

140 8-8-16 141 142 143 144 145
R R R etc... L L L etc... R R R ... R R R ... L L L etc... R R R etc...

146 147 148
L L L etc... L L L etc...

Show Excerpt 2025

149 $\text{♩} = 75$

f *mp* R 1 1

151 *mf* *f* *ff* *fp* 152

153

154 *ff* 155