

# 2012 – 2013 Senior Survey College of Engineering Survey Report

Office of Assessment  
July 2013

## College of Engineering

**Table 1  
Demographic Information**

	<b>College</b>		<b>University</b>	
<b>Gender</b>	<b>N</b>	<b>Percentage</b>	<b>N</b>	<b>Percentage</b>
Male	263	85.4	971	46.0
Female	45	14.6	1140	54.0
Total	308	100.0	2111	100.0
<b>Are you a U.S citizen ?</b>				
Yes	294	95.5	2017	95.5
No	14	4.5	94	4.5
Total	308	100.0	2111	100.0
<b>Ethnicity Race</b>				
I prefer not to respond	9	2.9	60	2.8
Black, Non-Hispanic	3	1.0	44	2.1
White, Non-Hispanic	274	89.0	1806	85.6
Multiracial	3	1.0	32	1.5
American Indian/ Alaskan Native	1	0.3	17	0.8
Hispanic/Spanish/Latin American	6	1.9	44	2.1
Mexican/Mexican American	1	0.3	24	1.1
Asian or Pacific Islander	9	2.9	70	3.3
Other	2	0.6	14	0.7
Total	308	100.0	2111	100.0
<b>Age</b>				
23	125	40.6	547	25.9
Under 22	7	2.3	230	10.9
24-26	78	25.3	311	14.7
Over 26	12	3.9	172	8.1
22	86	27.9	851	40.3
Total	308	100.0	2111	100.0

<b>G P A</b>				
3.00 - 3.49	112	36.4	821	38.9
Less than 2.5	10	3.2	59	2.8
3.50 - 4.00	97	31.5	726	34.4
I prefer not to respond	1	0.3	21	1.0
2.50 - 2.99	88	28.6	484	22.9
Total	308	100.0	2111	100.0

**Table 2  
Type of Institution Transferred From**

<b>ID</b>	<b>N</b>
A private four-year public university	14
A two-year college	148
An out-of-state four-year public university	18
Another Kansas four-year public university	30
High School	199
Other	10

**Table 3  
Graduated with an Undergraduate Certificate and/or Minor(s)**

<b>ID</b>	<b>N</b>
Currently enrolled in concurrent B.S/M.S program	13
Dual Major	9
Secondary Major	9
Undergraduate Certificate	9
Undergraduate Minor	75

## STUDENT'S MAJOR

**Table 4  
Student's Major**

What was your undergraduate major	N	Percentage	ID of University Graduates
Architectural Engineering	42	13.6	2.0
Biological Systems Engineering	16	5.2	0.8
Chemical Engineering	15	4.9	0.7
Civil Engineering	35	11.3	1.7
Computer Engineering	12	3.9	0.6
Computer Science	16	5.2	0.8
Construction Science and Management	55	17.8	2.6
Electrical Engineering	24	7.8	1.1
Industrial Engineering	21	6.8	1.0
Information Systems	4	1.3	0.2
Mechanical Engineering	69	22.3	3.3
Total	309	100.0	14.8

## PARTICIPATION IN MAJOR

**Table 5  
Respondent's Rating Fellow Students in Major**

	College		University	
	N	Percentage	N	Percentage
<b>Career Oriented</b>				
Neutral	13	4.2	195	9.3
Can't Judge	1	0.3	68	3.2
Strongly Disagree	1	0.3	19	0.9
Agree	103	33.4	746	35.6
Strongly Agree	189	61.4	1029	49.1
Disagree	1	0.3	39	1.9
<b>Serious about their studies</b>				
Neutral	32	10.4	283	13.5
Can't Judge	1	0.3	55	2.6

Strongly Disagree	3	1.0	18	0.9
Agree	131	42.5	923	44.0
Strongly Agree	137	44.5	754	36.0
Disagree	4	1.3	63	3.0
<b>Supportive and helpful to each other in meeting the academic demands of the program</b>				
Neutral	27	8.8	222	10.6
Can't Judge	1	0.3	65	3.1
Strongly Disagree	3	1.0	20	1.0
Agree	113	36.7	808	38.5
Strongly Agree	163	52.9	935	44.6
Disagree	1	0.3	46	2.2
<b>Academically honest</b>				
Neutral	60	19.5	231	11.0
Can't Judge	8	2.6	112	5.3
Strongly Disagree	5	1.6	20	1.0
Agree	140	45.5	815	38.9
Strongly Agree	78	25.3	865	41.3
Disagree	17	5.5	53	2.5
<b>Interested in broad range of ideas from many disciplines</b>				
Neutral	65	21.1	318	15.2
Can't Judge	6	1.9	100	4.8
Strongly Disagree	5	1.6	23	1.1
Agree	110	35.7	807	38.5
Strongly Agree	97	31.5	739	35.3
Disagree	25	8.1	109	5.2
<b>Find value working in groups</b>				
Neutral	51	16.6	389	18.6
Can't Judge	6	1.9	87	4.2
Strongly Disagree	3	1.0	53	2.5
Agree	109	35.4	762	36.4
Strongly Agree	128	41.6	650	31.0
Disagree	11	3.6	155	7.4

<b>Competitive with each other</b>				
Neutral	53	17.2	453	21.6
Can't Judge	8	2.6	101	4.8
Strongly Disagree	2	0.6	45	2.1
Agree	118	38.3	752	35.9
Strongly Agree	117	38.0	584	27.9
Disagree	10	3.2	161	7.7

**TABLE 6**  
**Respondent's Rating Fellow Students in Major w/o "Can't Judge"**

	<b>College</b>		<b>University</b>	
	<b>N</b>	<b>Percentage</b>	<b>N</b>	<b>Percentage</b>
<b>Career Oriented</b>				
Neutral	13	4.2	195	9.6
Strongly Disagree	1	0.3	19	0.9
Agree	103	33.6	746	36.8
Strongly Agree	189	61.6	1029	50.7
Disagree	1	0.3	39	1.9
<b>Serious about their studies</b>				
Neutral	32	10.4	283	13.9
Strongly Disagree	3	1.0	18	0.9
Agree	131	42.7	923	45.2
Strongly Agree	137	44.6	754	36.9
Disagree	4	1.3	63	3.1
<b>Supportive and helpful to each other in meeting the academic demands of the program</b>				
Neutral	27	8.8	222	10.9
Strongly Disagree	3	1.0	20	1.0
Agree	113	36.8	808	39.8
Strongly Agree	163	53.1	935	46.0
Disagree	1	0.3	46	2.3
<b>Academically honest</b>				

Neutral	60	20.0	231	11.6
Strongly Disagree	5	1.7	20	1.0
Agree	140	46.7	815	41.1
Strongly Agree	78	26.0	865	43.6
Disagree	17	5.7	53	2.7
<b>Interested in broad range of ideas from many disciplines</b>				
Neutral	65	21.5	318	15.9
Strongly Disagree	5	1.7	23	1.2
Agree	110	36.4	807	40.4
Strongly Agree	97	32.1	739	37.0
Disagree	25	8.3	109	5.5
<b>Find value working in groups</b>				
Neutral	51	16.9	389	19.4
Strongly Disagree	3	1.0	53	2.6
Agree	109	36.1	762	37.9
Strongly Agree	128	42.4	650	32.4
Disagree	11	3.6	155	7.7
<b>Competitive with each other</b>				
Neutral	53	17.7	453	22.7
Strongly Disagree	2	0.7	45	2.3
Agree	118	39.3	752	37.7
Strongly Agree	117	39.0	584	29.3
Disagree	10	3.3	161	8.1

**Table 7**  
**Respondent's Educational Experience within Major**

	College		University	
	N1	Percentage1	N2	Percentage2
<b>Faculty are accessible for out of class assistance</b>				
Neutral	19	6.3	141	6.8
Can't Judge	1	0.3	29	1.4
Strongly Disagree	2	0.7	20	1.0
Agree	117	38.7	853	41.2

Strongly Agree	153	50.7	980	47.4
Disagree	10	3.3	46	2.2
<b>Faculty are effective teachers</b>				
Neutral	35	11.6	216	10.4
Can't Judge	1	0.3	17	0.8
Strongly Disagree	3	1.0	20	1.0
Agree	157	52.0	944	45.6
Strongly Agree	100	33.1	822	39.7
Disagree	6	2.0	50	2.4
<b>Faculty are interested in the academic and professional development of students</b>				
Neutral	22	7.3	173	8.4
Can't Judge	2	0.7	25	1.2
Strongly Disagree	2	0.7	21	1.0
Agree	129	42.7	791	38.2
Strongly Agree	142	47.0	1019	49.3
Disagree	5	1.7	40	1.9
<b>Faculty introduced students to a broad range of ideas perspectives and worldviews</b>				
Neutral	56	18.5	204	9.9
Can't Judge	1	0.3	32	1.5
Strongly Disagree	2	0.7	22	1.1
Agree	128	42.4	848	41.0
Strongly Agree	109	36.1	907	43.8
Disagree	6	2.0	56	2.7
<b>Faculty are interested in personal development of students</b>				
Neutral	41	13.6	216	10.4
Can't Judge	6	2.0	40	1.9
Strongly Disagree	3	1.0	33	1.6
Agree	124	41.1	817	39.5
Strongly Agree	110	36.4	884	42.7
Disagree	18	6.0	79	3.8



<b>Faculty listen and respond to undergraduates regarding student needs concerns and suggestions</b>					
Neutral	37	12.3	224	10.8	
Can't Judge	5	1.7	44	2.1	
Strongly Disagree	3	1.0	32	1.5	
Agree	135	44.7	846	40.9	
Strongly Agree	113	37.4	852	41.2	
Disagree	9	3.0	71	3.4	
<b>Faculty Advisor provided high quality advising</b>					
Neutral	55	18.2	275	13.3	
Can't Judge	1	0.3	34	1.6	
Strongly Disagree	19	6.3	88	4.3	
Agree	92	30.5	686	33.2	
Strongly Agree	108	35.8	830	40.1	
Disagree	27	8.9	156	7.5	
<b>Faculty Advisor Staff provided support in finding appropriate employment or pursuing graduate study</b>					
Neutral	50	16.6	307	14.8	
Can't Judge	14	4.6	108	5.2	
Strongly Disagree	12	4.0	107	5.2	
Agree	80	26.5	685	33.1	
Strongly Agree	130	43.0	711	34.4	
Disagree	16	5.3	151	7.3	

**Table 8**  
**Respondent's Educational Experience within Major w/o "Can't Judge"**

	College		University	
	N1	Percentage1	N2	Percentage2
<b>Faculty are accessible for out of class assistance</b>				
Neutral	19	6.3	141	6.9
Strongly Disagree	2	0.7	20	1.0
Agree	117	38.9	853	41.8

Strongly Agree	153	50.8	980	48.0
Disagree	10	3.3	46	2.3
<b>Faculty are effective teachers</b>				
Neutral	35	11.6	216	10.5
Strongly Disagree	3	1.0	20	1.0
Agree	157	52.2	944	46.0
Strongly Agree	100	33.2	822	40.1
Disagree	6	2.0	50	2.4
<b>Faculty are interested in the academic and professional development of students</b>				
Neutral	22	7.3	173	8.5
Strongly Disagree	2	0.7	21	1.0
Agree	129	43.0	791	38.7
Strongly Agree	142	47.3	1019	49.9
Disagree	5	1.7	40	2.0
<b>Faculty introduced students to a broad range of ideas perspectives and worldviews</b>				
Neutral	56	18.6	204	10.0
Strongly Disagree	2	0.7	22	1.1
Agree	128	42.5	848	41.6
Strongly Agree	109	36.2	907	44.5
Disagree	6	2.0	56	2.7
<b>Faculty are interested in personal development of students</b>				
Neutral	41	13.9	216	10.6
Strongly Disagree	3	1.0	33	1.6
Agree	124	41.9	817	40.3
Strongly Agree	110	37.2	884	43.6
Disagree	18	6.1	79	3.9
<b>Faculty listen and respond to undergraduates regarding student needs concerns and suggestions</b>				
Neutral	37	12.5	224	11.1
Strongly Disagree	3	1.0	32	1.6
Agree	135	45.5	846	41.8

Strongly Agree	113	38.0	852	42.1
Disagree	9	3.0	71	3.5
<b>Faculty Advisor provided high quality advising</b>				
Neutral	55	18.3	275	13.5
Strongly Disagree	19	6.3	88	4.3
Agree	92	30.6	686	33.7
Strongly Agree	108	35.9	830	40.8
Disagree	27	9.0	156	7.7
<b>Faculty Advisor Staff provided support in finding appropriate employment or pursuing graduate study</b>				
Neutral	50	17.4	307	15.7
Strongly Disagree	12	4.2	107	5.5
Agree	80	27.8	685	34.9
Strongly Agree	130	45.1	711	36.3
Disagree	16	5.6	151	7.7

**Table 9  
Encouragement within Major**

	College		University	
	N1	Percentage1	N2	Percentage2
<b>Become personally acquainted with the department s faculty</b>				
Neutral	44	14.3	269	12.8
Can't Judge	4	1.3	62	3.0
Strongly Disagree	4	1.3	35	1.7
Agree	89	28.9	731	34.9
Strongly Agree	146	47.4	874	41.7
Disagree	21	6.8	125	6.0
<b>Participate in professional interest groups</b>				
Neutral	42	13.6	334	15.9
Can't Judge	2	0.6	76	3.6
Strongly Disagree	2	0.6	39	1.9
Agree	117	38.0	775	37.0

Strongly Agree	132	42.9	754	36.0
Disagree	13	4.2	118	5.6
<b>Attend professional seminars and colloquia</b>				
Neutral	51	16.6	371	17.7
Can't Judge	3	1.0	84	4.0
Strongly Disagree	6	1.9	47	2.2
Agree	104	33.8	727	34.7
Strongly Agree	130	42.2	724	34.5
Disagree	14	4.5	143	6.8
<b>Become familiar with current and emerging technology</b>				
Neutral	34	11.0	315	15.0
Can't Judge	2	0.6	77	3.7
Strongly Disagree	4	1.3	49	2.3
Agree	118	38.3	765	36.5
Strongly Agree	142	46.1	777	37.1
Disagree	8	2.6	113	5.4
<b>Participate in research or creative projects with faculty or other students</b>				
Neutral	54	17.5	357	17.0
Can't Judge	4	1.3	87	4.2
Strongly Disagree	6	1.9	45	2.1
Agree	120	39.0	759	36.2
Strongly Agree	112	36.4	671	32.0
Disagree	12	3.9	177	8.4

**Table 10  
Encouragement within Major w/o "Can't Judge"**

	College		University	
	N1	Percentage1	N2	Percentage2
<b>Become personally acquainted with the department s faculty</b>				
Neutral	44	14.5	269	13.2
Strongly Disagree	4	1.3	35	1.7

Agree	89	29.3	731	35.9
Strongly Agree	146	48.0	874	43.0
Disagree	21	6.9	125	6.1
<b>Participate in professional interest groups</b>				
Neutral	42	13.7	334	16.5
Strongly Disagree	2	0.7	39	1.9
Agree	117	38.2	775	38.4
Strongly Agree	132	43.1	754	37.3
Disagree	13	4.2	118	5.8
<b>Attend professional seminars and colloquia</b>				
Neutral	51	16.7	371	18.4
Strongly Disagree	6	2.0	47	2.3
Agree	104	34.1	727	36.1
Strongly Agree	130	42.6	724	36.0
Disagree	14	4.6	143	7.1
<b>Become familiar with current and emerging technology</b>				
Neutral	34	11.1	315	15.6
Strongly Disagree	4	1.3	49	2.4
Agree	118	38.6	765	37.9
Strongly Agree	142	46.4	777	38.5
Disagree	8	2.6	113	5.6
<b>Participate in research or creative projects with faculty or other students</b>				
Neutral	54	17.8	357	17.8
Strongly Disagree	6	2.0	45	2.2
Agree	120	39.5	759	37.8
Strongly Agree	112	36.8	671	33.4
Disagree	12	3.9	177	8.8

**Table 11**  
**Student's Rating of Major**

	College		University	
	N1	Percentage1	N2	Percentage2
<b>Characterized by mutual respect between undergraduate majors and professors</b>				
Neutral	26	8.4	167	8.0
Can't Judge	3	1.0	43	2.1
Strongly Disagree	3	1.0	24	1.1
Agree	115	37.3	773	36.9
Strongly Agree	158	51.3	1031	49.2
Disagree	3	1.0	58	2.8
<b>Academically stimulating</b>				
Neutral	16	5.2	150	7.2
Can't Judge	4	1.3	32	1.5
Strongly Disagree	1	0.3	17	0.8
Agree	107	34.7	777	37.1
Strongly Agree	179	58.1	1079	51.5
Disagree	1	0.3	41	2.0

**Table 12**  
**Student's Rating of Major w/o "Can't Judge"**

	College		University	
	N1	Percentage1	N2	Percentage2
<b>Characterized by mutual respect between undergraduate majors and professors</b>				
Neutral	26	8.5	167	8.1
Strongly Disagree	3	1.0	24	1.2
Agree	115	37.7	773	37.7
Strongly Agree	158	51.8	1031	50.2
Disagree	3	1.0	58	2.8
<b>Academically stimulating</b>				
Neutral	16	5.3	150	7.3
Strongly Disagree	1	0.3	17	0.8

Agree	107	35.2	777	37.6
Strongly Agree	179	58.9	1079	52.3
Disagree	1	0.3	41	2.0

## SATISFACTION WITH SERVICES AND FACILITIES

**TABLE 13**  
**Satisfaction with K-State Offices**

	College		University	
	N	Percentage	N	Percentage
<b>Office of Student Financial Assistance</b>				
Used and was Dissatisfied	38	13.4	242	12.4
Did not know about	5	1.8	44	2.3
Used and was Satisfied	139	49.1	1006	51.7
Knew about, but Did Not Use	101	35.7	654	33.6
<b>Office of the Registrar</b>				
Used and was Dissatisfied	18	6.4	93	4.8
Did not know about	25	8.8	124	6.4
Used and was Satisfied	160	56.5	1228	63.1
Knew about, but Did Not Use	80	28.3	501	25.7
<b>Office of Non Traditional and Veteran Student Services</b>				
Used and was Dissatisfied	9	3.2	46	2.4
Did not know about	109	38.5	671	34.5
Used and was Satisfied	21	7.4	190	9.8
Knew about, but Did Not Use	144	50.9	1039	53.4
<b>Office of Student Life</b>				
Used and was Dissatisfied	9	3.2	79	4.1
Did not know about	35	12.4	195	10.0
Used and was Satisfied	42	14.8	488	25.1
Knew about, but Did Not Use	197	69.6	1184	60.8
<b>Office of Diversity</b>				
Used and was Dissatisfied	13	4.6	47	2.4
Did not know about	96	33.9	561	28.8
Used and was Satisfied	13	4.6	145	7.5
Knew about, but Did Not Use	161	56.9	1193	61.3

<b>Office of Career and Employment Services</b>				
Used and was Dissatisfied	21	7.4	153	7.9
Did not know about	3	1.1	42	2.2
Used and was Satisfied	200	70.7	1139	58.5
Knew about, but Did Not Use	59	20.8	612	31.4
<b>Office of Student Activities Services Activities carnival Safe Ride student legal services etc</b>				
Used and was Dissatisfied	15	5.3	81	4.2
Did not know about	21	7.4	143	7.3
Used and was Satisfied	120	42.4	811	41.7
Knew about, but Did Not Use	127	44.9	911	46.8
<b>Office of Parking Services</b>				
Used and was Dissatisfied	123	43.5	740	38.0
Did not know about	10	3.5	65	3.3
Used and was Satisfied	89	31.4	696	35.8
Knew about, but Did Not Use	61	21.6	445	22.9
<b>Counseling Services</b>				
Used and was Dissatisfied	16	5.7	99	5.1
Did not know about	34	12.0	157	8.1
Used and was Satisfied	34	12.0	369	19.0
Knew about, but Did Not Use	199	70.3	1321	67.9
<b>Women s Center</b>				
Used and was Dissatisfied	9	3.2	53	2.7
Did not know about	96	33.9	416	21.4
Used and was Satisfied	15	5.3	230	11.8
Knew about, but Did Not Use	163	57.6	1247	64.1
<b>Disability Support Services</b>				
Used and was Dissatisfied	12	4.2	49	2.5
Did not know about	83	29.3	352	18.1
Used and was Satisfied	19	6.7	144	7.4
Knew about, but Did Not Use	169	59.7	1401	72.0
<b>Academic and Career Information Center</b>				
Used and was Dissatisfied	11	3.9	71	3.6
Did not know about	91	32.2	409	21.0
Used and was Satisfied	40	14.1	425	21.8



Knew about, but Did Not Use	141	49.8	1041	53.5
<b>Academic Assistance Center PILOTS study skills testing services university Experience etc</b>				
Used and was Dissatisfied	10	3.5	46	2.4
Did not know about	119	42.0	590	30.3
Used and was Satisfied	19	6.7	196	10.1
Knew about, but Did Not Use	135	47.7	1114	57.2
<b>Educational Support Services TRio tutoring writing and math assistance etc</b>				
Used and was Dissatisfied	12	4.2	85	4.4
Did not know about	79	27.9	379	19.5
Used and was Satisfied	56	19.8	386	19.8
Knew about, but Did Not Use	136	48.1	1096	56.3

### Satisfaction with Library Services

Library facilities	College		University	
	N	Percentage	N	Percentage
Used and was Dissatisfied	15	5.3	125	6.4
Did not know about	3	1.1	16	0.8
Used and was Satisfied	238	84.4	1678	86.5
Knew about, but Did Not Use	26	9.2	121	6.2
<b>Library staff assistance in search effectively finding information learning how to use the libraries</b>				
Used and was Dissatisfied	11	3.9	54	2.8
Did not know about	4	1.4	23	1.2
Used and was Satisfied	194	68.8	1468	75.7
Knew about, but Did Not Use	73	25.9	394	20.3
<b>Library holdings quality and quantity</b>				
Used and was Dissatisfied	8	2.8	70	3.6
Did not know about	16	5.7	83	4.3
Used and was Satisfied	146	51.8	1198	61.8
Knew about, but Did Not Use	112	39.7	588	30.3
<b>Access to electronic library resources</b>				

Used and was Dissatisfied	16	5.7	104	5.4
Did not know about	3	1.1	25	1.3
Used and was Satisfied	234	83.0	1619	83.5
Knew about, but Did Not Use	29	10.3	191	9.9

### Satisfaction with Student Life Services

	College		University	
	N	Percentage	N	Percentage
<b>Residence hall food service</b>				
Used and was Dissatisfied	21	7.4	146	7.5
Did not know about	6	2.1	66	3.4
Used and was Satisfied	162	57.2	1086	56.0
Knew about, but Did Not Use	94	33.2	641	33.1
<b>Residence hall facilities</b>				
Used and was Dissatisfied	24	8.5	187	9.6
Did not know about	8	2.8	73	3.8
Used and was Satisfied	151	53.4	990	51.1
Knew about, but Did Not Use	100	35.3	688	35.5
<b>Residence hall services and programs</b>				
Used and was Dissatisfied	27	9.6	163	8.4
Did not know about	10	3.5	97	5.0
Used and was Satisfied	133	47.2	882	45.6
Knew about, but Did Not Use	112	39.7	793	41.0
<b>Lafene Health Center</b>				
Used and was Dissatisfied	43	15.2	359	18.5
Did not know about	6	2.1	38	2.0
Used and was Satisfied	157	55.5	1154	59.5
Knew about, but Did Not Use	77	27.2	388	20.0
<b>K State Student Union food service</b>				
Used and was Dissatisfied	23	8.1	140	7.2
Did not know about	6	2.1	43	2.2
Used and was Satisfied	221	78.1	1481	76.5

Knew about, but Did Not Use	33	11.7	271	14.0
<b>Union Program council UPC</b>				
Used and was Dissatisfied	14	4.9	56	2.9
Did not know about	28	9.9	218	11.3
Used and was Satisfied	118	41.7	879	45.4
Knew about, but Did Not Use	123	43.5	784	40.5
<b>Greek Experience fraternity sorority</b>				
Used and was Dissatisfied	24	8.5	113	5.8
Did not know about	13	4.6	110	5.7
Used and was Satisfied	58	20.5	481	24.8
Knew about, but Did Not Use	188	66.4	1234	63.7
<b>Recreation Services</b>				
Used and was Dissatisfied	27	9.5	120	6.2
Did not know about	10	3.5	74	3.8
Used and was Satisfied	216	76.3	1400	72.3
Knew about, but Did Not Use	30	10.6	342	17.7
<b>University Life Cafe</b>				
Used and was Dissatisfied	8	2.8	35	1.8
Did not know about	109	38.5	567	29.3
Used and was Satisfied	26	9.2	255	13.2
Knew about, but Did Not Use	140	49.5	1079	55.7
<b>Center for Child Development</b>				
Used and was Dissatisfied	9	3.2	29	1.5
Did not know about	82	29.0	433	22.4
Used and was Satisfied	11	3.9	126	6.5
Knew about, but Did Not Use	181	64.0	1349	69.6
<b>Multicultural Student Organizations</b>				
Used and was Dissatisfied	7	2.5	38	2.0
Did not know about	58	20.5	371	19.2
Used and was Satisfied	18	6.4	179	9.3
Knew about, but Did Not Use	200	70.7	1346	69.6
<b>Alcohol and other drug educational services</b>				
Used and was Dissatisfied	13	4.6	46	2.4

Did not know about	72	25.6	466	24.1
Used and was Satisfied	17	6.0	152	7.9
Knew about, but Did Not Use	179	63.7	1272	65.7
<b>Healthy Decisions assists students with identifying sources of support</b>				
Used and was Dissatisfied	8	2.8	33	1.7
Did not know about	74	26.1	496	25.6
Used and was Satisfied	14	4.9	155	8.0
Knew about, but Did Not Use	187	66.1	1252	64.7

### Satisfaction of Student Academic Services

	College		University	
	N	Percentage	N	Percentage
<b>Recruitment materials and manner in which information was made available to you</b>				
Used and was Dissatisfied	16	5.7	73	3.8
Did not know about	47	16.7	342	17.7
Used and was Satisfied	130	46.1	970	50.1
Knew about, but Did Not Use	89	31.6	550	28.4
<b>Admissions services and online application</b>				
Used and was Dissatisfied	14	5.0	103	5.3
Did not know about	25	8.9	111	5.7
Used and was Satisfied	195	69.1	1484	76.7
Knew about, but Did Not Use	48	17.0	237	12.2
<b>i SIS and its many applications</b>				
Used and was Dissatisfied	50	17.7	261	13.5
Did not know about	4	1.4	17	0.9
Used and was Satisfied	217	77.0	1598	82.6
Knew about, but Did Not Use	11	3.9	58	3.0
<b>DARS Degree Audit Registration System</b>				
Used and was Dissatisfied	31	11.0	228	11.8
Did not know about	3	1.1	30	1.6

Used and was Satisfied	231	81.9	1571	81.3
Knew about, but Did Not Use	17	6.0	103	5.3
<b>Scholarship House (Clovia, Smith, Smurthwaite)</b>				
Used and was Dissatisfied	7	2.5	42	2.2
Did not know about	54	19.2	407	21.0
Used and was Satisfied	18	6.4	161	8.3
Knew about, but Did Not Use	202	71.9	1325	68.5
<b>Developing Scholars Program</b>				
Used and was Dissatisfied	4	1.4	27	1.4
Did not know about	143	50.9	910	47.2
Used and was Satisfied	13	4.6	142	7.4
Knew about, but Did Not Use	121	43.1	851	44.1
<b>Mc Nair Scholars Program</b>				
Used and was Dissatisfied	9	3.2	31	1.6
Did not know about	147	52.1	973	50.3
Used and was Satisfied	13	4.6	125	6.5
Knew about, but Did Not Use	113	40.1	805	41.6
<b>Convocations Lectures</b>				
Used and was Dissatisfied	7	2.5	46	2.4
Did not know about	49	17.5	394	20.4
Used and was Satisfied	83	29.6	667	34.5
Knew about, but Did Not Use	141	50.4	824	42.7

### Satisfaction with additional services/areas

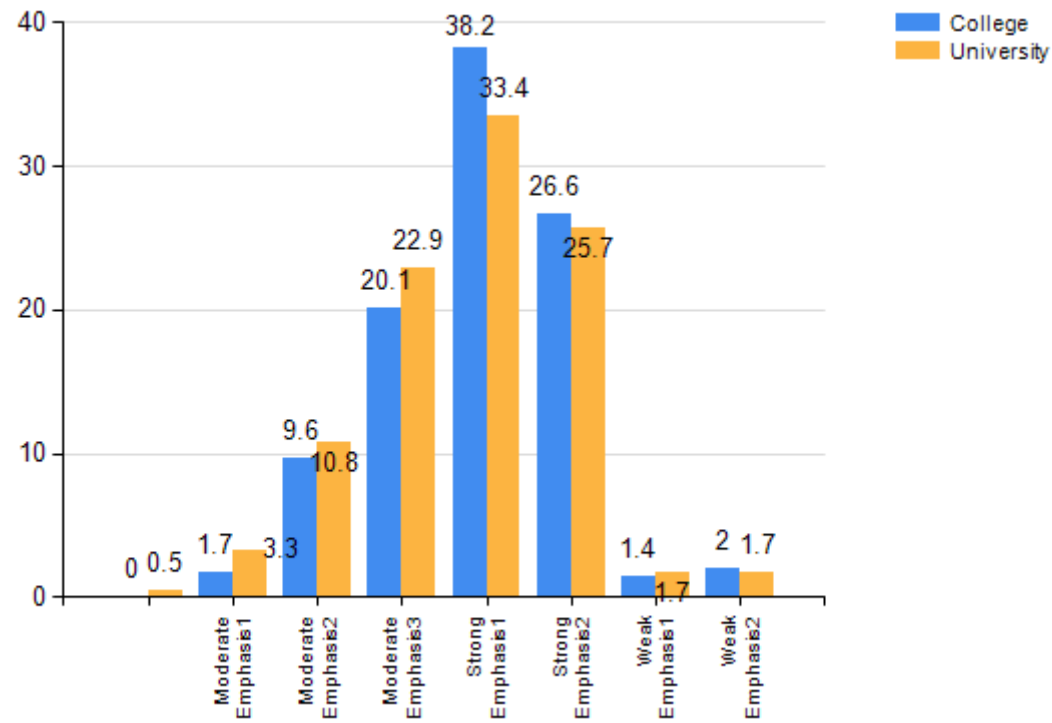
	College		University	
	N	Percentage	N	Percentage
<b>Parking Availability</b>				
Neutral	56	19.8	347	17.9
Did not use/attend	15	5.3	152	7.8
Very Dissatisfied	75	26.5	571	29.4
Satisfied	47	16.6	237	12.2
Very Satisfied	7	2.5	51	2.6
Dissatisfied	83	29.3	584	30.1

<b>Parking Facilities maintenance appearance etc</b>					
Neutral	72	25.4	533	27.5	
Did not use/attend	19	6.7	149	7.7	
Very Dissatisfied	32	11.3	210	10.8	
Satisfied	99	35.0	588	30.3	
Very Satisfied	25	8.8	236	12.2	
Dissatisfied	36	12.7	224	11.5	
<b>Campus bookstore</b>					
Neutral	60	21.2	377	19.4	
Did not use/attend	9	3.2	92	4.7	
Very Dissatisfied	19	6.7	81	4.2	
Satisfied	117	41.3	804	41.4	
Very Satisfied	41	14.5	411	21.2	
Dissatisfied	37	13.1	177	9.1	
<b>Campus safety</b>					
Neutral	30	10.6	281	14.5	
Did not use/attend	26	9.2	158	8.2	
Very Dissatisfied	4	1.4	14	0.7	
Satisfied	94	33.2	699	36.1	
Very Satisfied	122	43.1	739	38.2	
Dissatisfied	7	2.5	45	2.3	
<b>Mc Cain Performance Series</b>					
Neutral	62	21.9	381	19.6	
Did not use/attend	101	35.7	543	28.0	
Very Dissatisfied	4	1.4	11	0.6	
Satisfied	52	18.4	455	23.4	
Very Satisfied	59	20.8	527	27.2	
Dissatisfied	5	1.8	24	1.2	
<b>Collegian campus newspaper</b>					
Neutral	70	24.7	482	24.8	
Did not use/attend	15	5.3	177	9.1	
Very Dissatisfied	38	13.4	141	7.3	
Satisfied	78	27.6	588	30.3	

Very Satisfied	27	9.5	305	15.7
Dissatisfied	55	19.4	248	12.8
<b>Royal Purple Yearbook</b>				
Neutral	74	26.1	542	28.0
Did not use/attend	153	54.1	1008	52.0
Very Dissatisfied	12	4.2	53	2.7
Satisfied	20	7.1	189	9.7
Very Satisfied	10	3.5	92	4.7
Dissatisfied	14	4.9	55	2.8

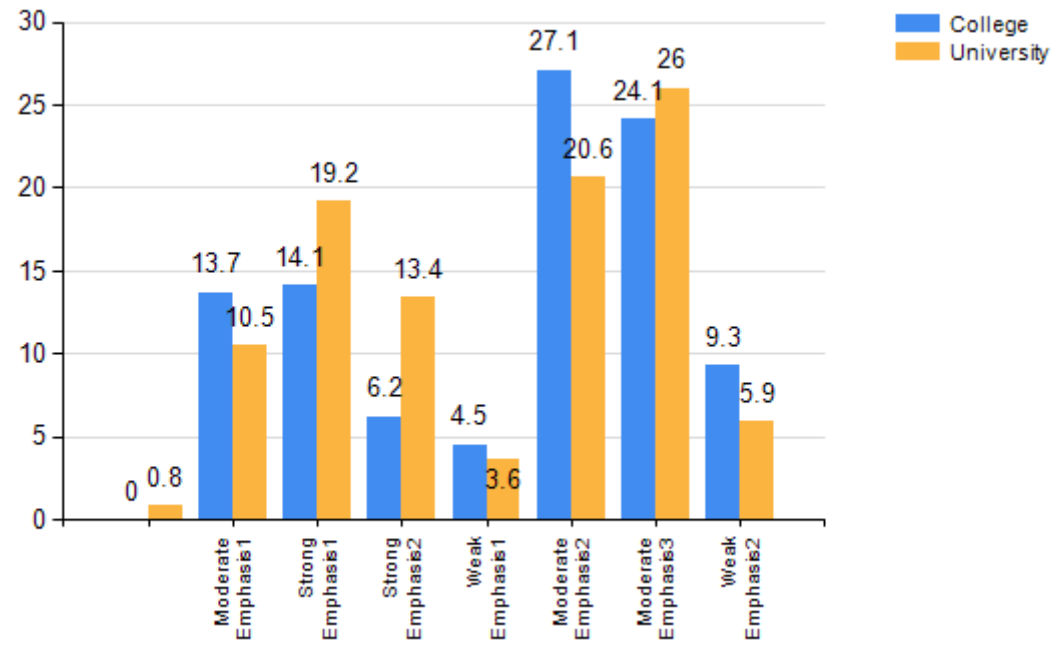
**FIGURE 1**

**Development of Academic, scholarly and Intellectual Qualities**



**FIGURE 2**

**Development of Aesthetic, Expressive and Creative Qualities**



**FIGURE 3**

**Being Critical, evaluative and analytical**

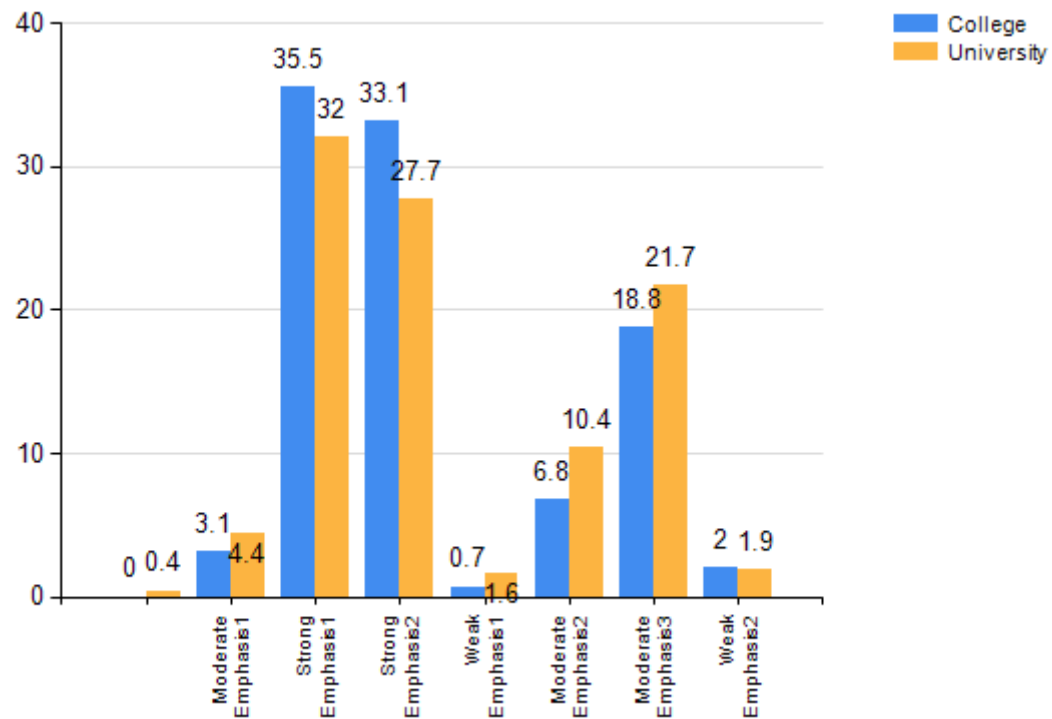




FIGURE 4

Development of vocational and Occupational competence

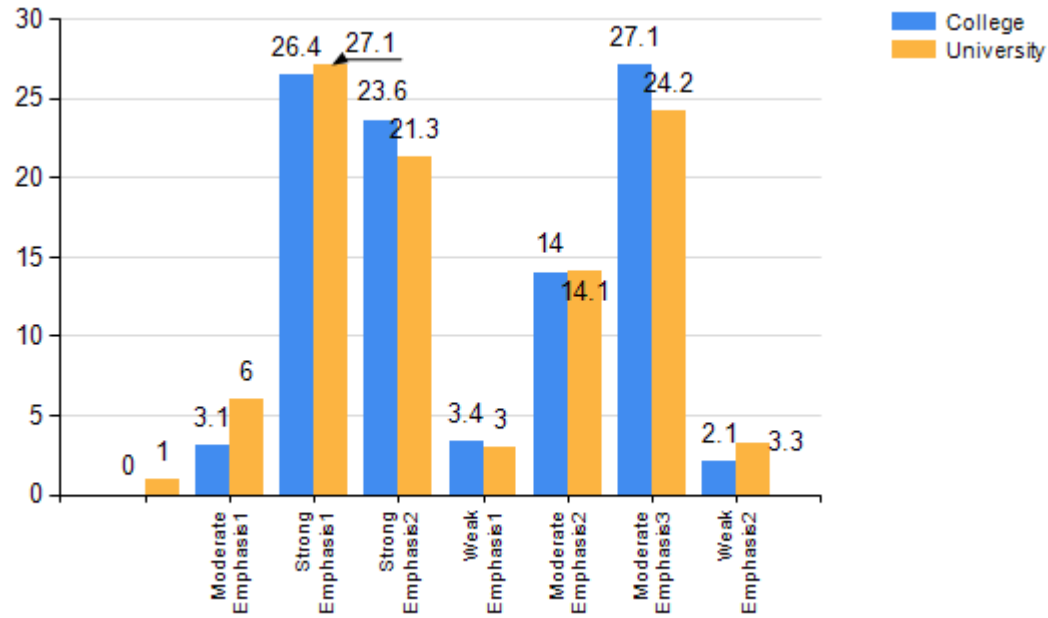


FIGURE 5

Personal relevance and practical value of your courses

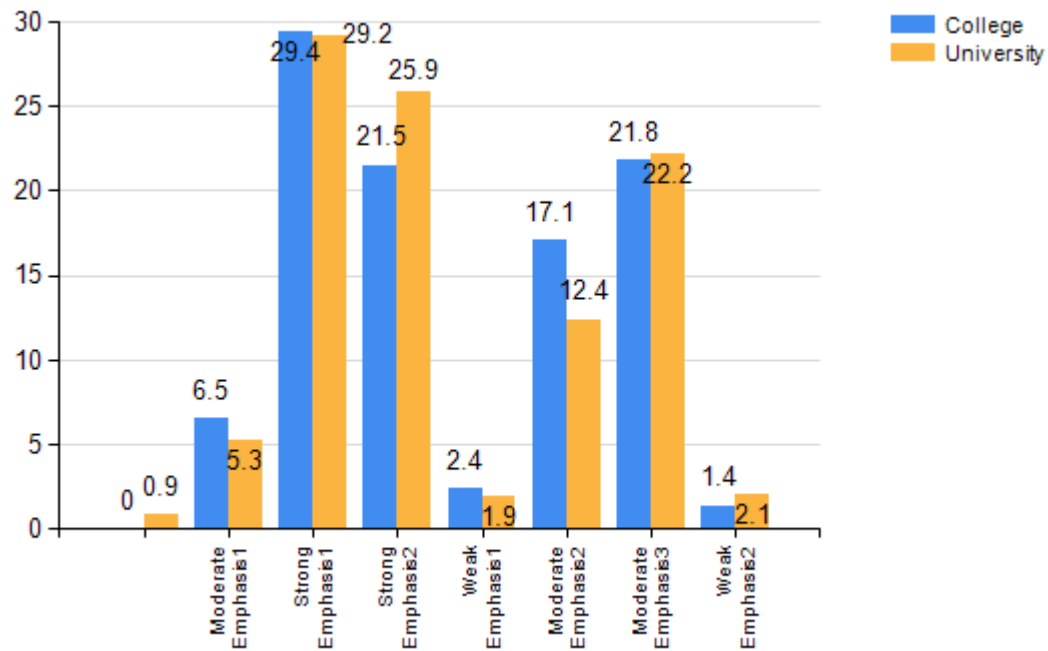


FIGURE 6

Relationships with Other Students, Student Groups and Activities

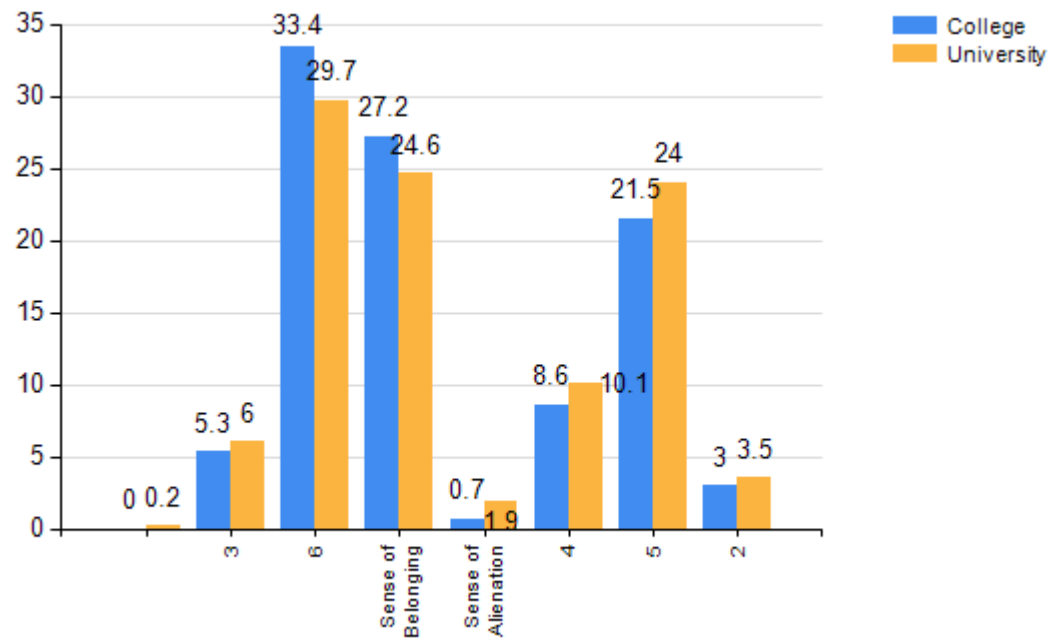


FIGURE 7

Relationships with faculty members

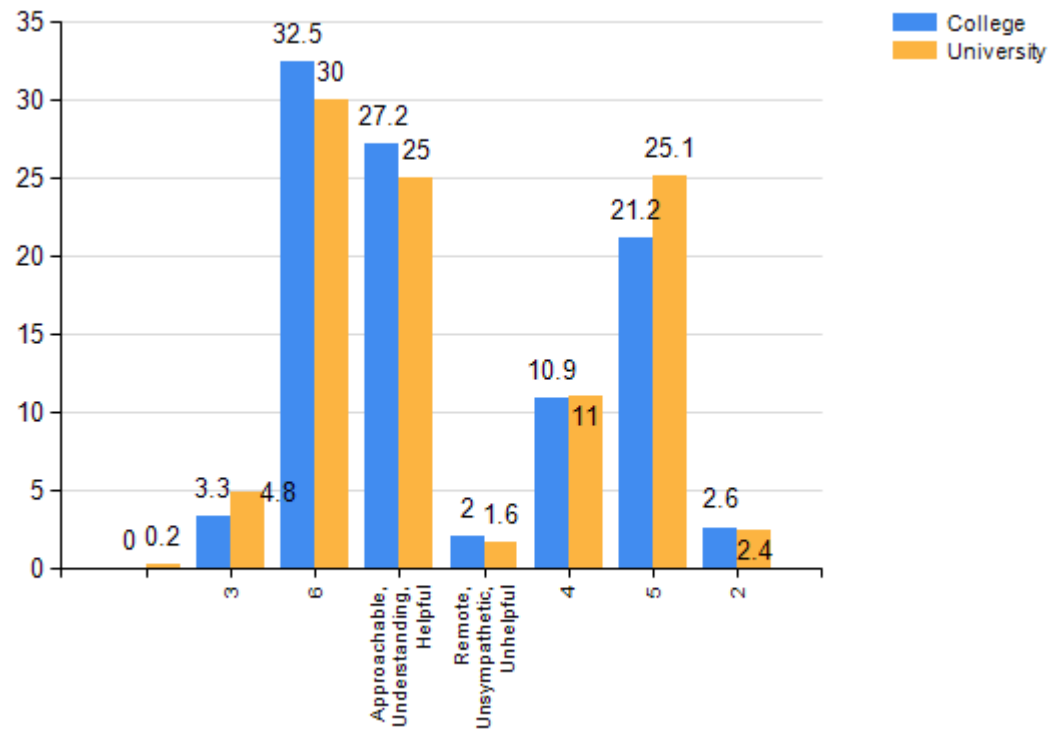


FIGURE 8

Relationships with academic advisor(s)

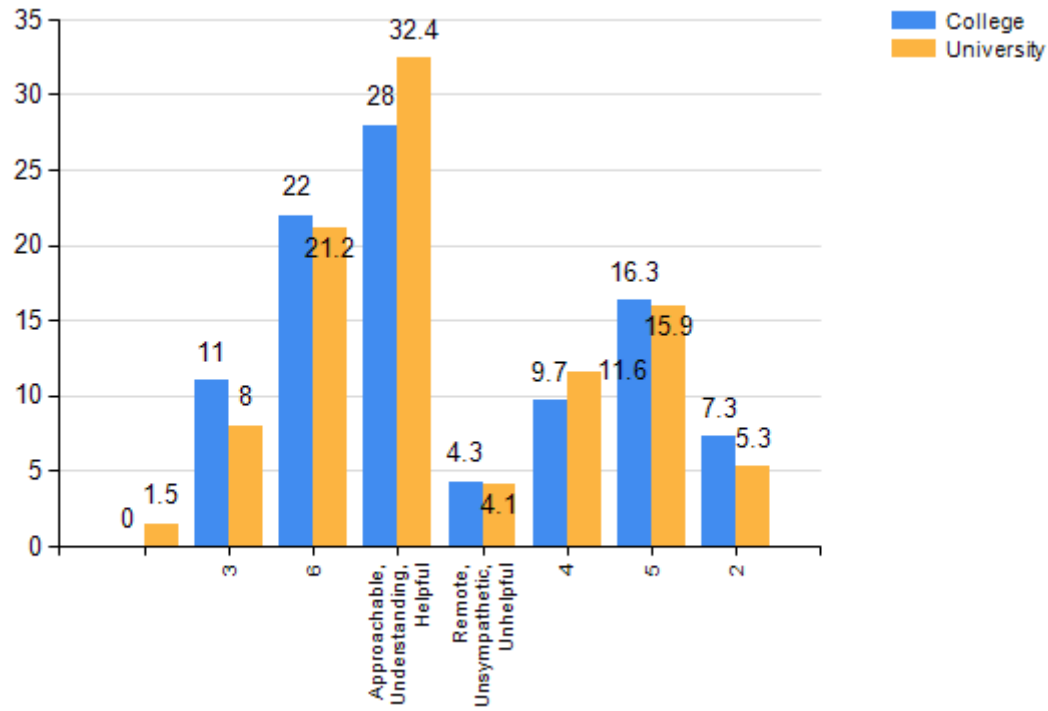
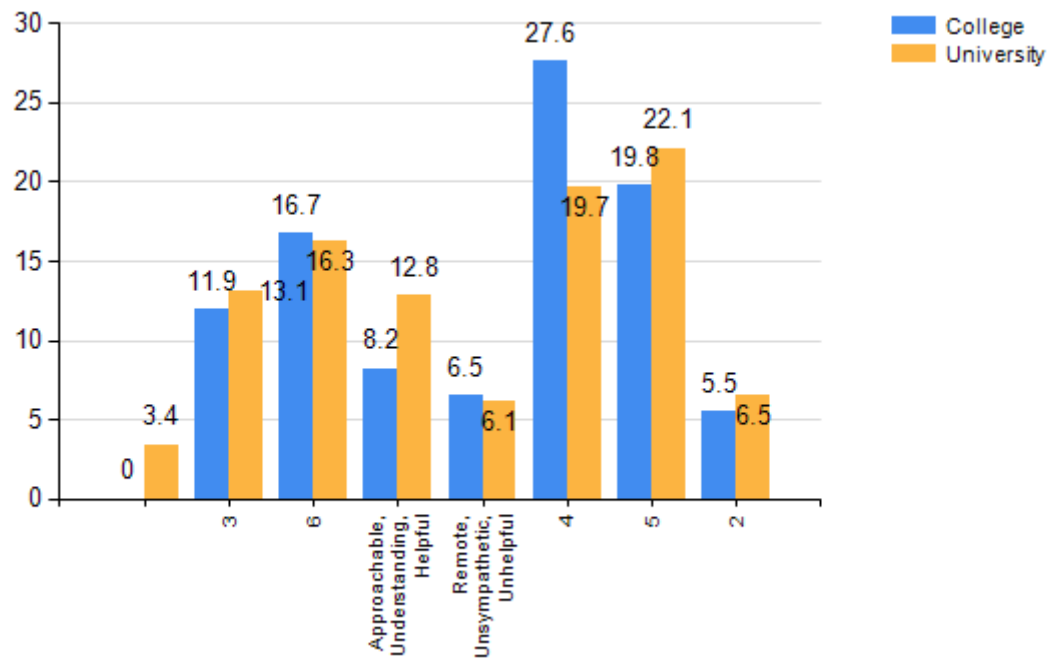


FIGURE 9

Relationships with Graduate Teaching Assistants (GTAs)



**Table 14  
Progress Made at K-State**

	College		University	
	N	Percentage	N	Percentage
<b>Gained a broad general education about different fields of knowledge</b>				
Some	137	46.6	845	42.4
None	2	0.7	8	0.4
Very Much	142	48.3	1064	53.4
Very Little	13	4.4	74	3.7
<b>Developed interpretive skills and heightened sensitivity to stimulating responses to literature performing arts visual arts</b>				
Some	111	37.8	868	43.6
None	39	13.3	107	5.4
Very Much	51	17.3	632	31.7
Very Little	93	31.6	384	19.3
<b>Developed the ability to gather and evaluate information</b>				
Some	108	36.7	793	39.8
None	3	1.0	14	0.7
Very Much	174	59.2	1088	54.6
Very Little	9	3.1	96	4.8
<b>Developed ability to think through ethical dilemmas make sound decisions and apply ethical standards</b>				
Some	135	45.9	778	39.1
None	6	2.0	25	1.3
Very Much	122	41.5	1056	53.0
Very Little	31	10.5	132	6.6
<b>Made aware of values perspectives beliefs behaviors policies and customs from around the world</b>				
Some	131	44.6	837	42.0
None	14	4.8	42	2.1
Very Much	68	23.1	859	43.1

Very Little	81	27.6	253	12.7
<b>Realized the need to understand the past and thoughtfully consider the future to glimpse how it may continue to develop</b>				
Some	157	53.4	865	43.4
None	7	2.4	29	1.5
Very Much	90	30.6	912	45.8
Very Little	40	13.6	185	9.3
<b>Developed awareness of self and multiple perspectives about U S society and group affiliation</b>				
Some	150	51.0	852	42.8
None	14	4.8	50	2.5
Very Much	69	23.5	854	42.9
Very Little	61	20.7	235	11.8
<b>Developed the ability to evaluate merit of scientific and technological claims</b>				
Some	123	41.8	845	42.4
None	5	1.7	65	3.3
Very Much	139	47.3	813	40.8
Very Little	27	9.2	268	13.5
<b>Understand and analyze how individuals groups and societies behave and influence on another and the natural environment</b>				
Some	137	46.6	860	43.2
None	11	3.7	41	2.1
Very Much	65	22.1	838	42.1
Very Little	81	27.6	252	12.7
<b>Improved written communication skills</b>				
Some	135	45.9	791	39.7
None	4	1.4	34	1.7
Very Much	130	44.2	1005	50.5
Very Little	25	8.5	161	8.1
<b>Improved oral communication skills</b>				

Some	118	40.1	730	36.7
None	5	1.7	26	1.3
Very Much	150	51.0	1100	55.2
Very Little	21	7.1	135	6.8
<b>Improved graphical and technological communication skills</b>				
Some	117	39.8	809	40.6
None	3	1.0	72	3.6
Very Much	160	54.4	823	41.3
Very Little	14	4.8	287	14.4
<b>Improved ability to think critically</b>				
Some	103	35.0	699	35.1
None	2	0.7	18	0.9
Very Much	180	61.2	1192	59.9
Very Little	9	3.1	82	4.1
<b>Developed own values and ethical standards</b>				
Some	132	44.9	716	36.0
None	7	2.4	33	1.7
Very Much	128	43.5	1104	55.4
Very Little	27	9.2	138	6.9
<b>Understand the ethical standards of your discipline or profession</b>				
Some	112	38.1	679	34.1
None	3	1.0	22	1.1
Very Much	165	56.1	1198	60.2
Very Little	14	4.8	92	4.6
<b>Ability to interact positively with people who are different from you</b>				
Some	126	42.9	707	35.5
None	6	2.0	21	1.1
Very Much	143	48.6	1167	58.6
Very Little	19	6.5	96	4.8
<b>Understand your abilities interests and personality</b>				
Some	120	40.8	652	32.7

None	5	1.7	18	0.9
Very Much	149	50.7	1215	61.0
Very Little	20	6.8	106	5.3
<b>Understand other people and their abilities interest and perspectives</b>				
Some	146	49.7	777	39.0
None	5	1.7	20	1.0
Very Much	120	40.8	1089	54.7
Very Little	23	7.8	105	5.3
<b>Ability to participate as a team member</b>				
Some	102	34.7	700	35.2
None	4	1.4	23	1.2
Very Much	175	59.5	1162	58.4
Very Little	13	4.4	106	5.3
<b>Developed good health habits and physical fitness</b>				
Some	110	37.4	792	39.8
None	41	13.9	150	7.5
Very Much	67	22.8	673	33.8
Very Little	76	25.9	376	18.9

## ADDITIONAL INFORMATION

**Table 15  
Regards Toward K-State**

What is your general attitude toward K State	College		University	
	N	Percentage	N	Percentage
Positive	107	34.6	680	32.1
Very Negative	1	0.3	6	0.3
Very Positive	196	63.4	1371	64.8
Negative	5	1.6	60	2.8
Total	309	100.0	2117	100.0

<b>Would you recommend K State to others</b>				
Probably Yes	107	34.6	680	32.1
Definitely No	1	0.3	6	0.3
Definitely Yes	196	63.4	1371	64.8
Probably No	5	1.6	60	2.8
Total	309	100.0	2117	100.0

**Table 16**  
**Reasons for choosing a major**

<b>Interesting subject</b>	<b>College</b>			<b>University</b>		
	<b>N</b>	<b>Total</b>	<b>Percentage</b>	<b>N</b>	<b>Total</b>	<b>Percentage</b>
Challenge	174	309	56.3	543	2158	25.2
Enjoyed courses in the field	143	309	46.3	1142	2158	52.9
Friends in major	35	309	11.3	159	2158	7.4
High salaries	175	309	56.6	406	2158	18.8
Influence of Family	86	309	27.8	469	2158	21.7
Influence of friends	26	309	8.4	185	2158	8.6
Influence of professor	17	309	5.5	207	2158	9.6
Interest with subject	201	309	65.0	1407	2158	65.2
Interesting Subject	245	309	79.3	1532	2158	71.0
Job Demand	210	309	68.0	705	2158	32.7
Meaningful contributions to society	133	309	43.0	876	2158	40.6
Respected positions	89	309	28.8	404	2158	18.7

**Table 17**  
**Hours spent working**

<b>Activities</b>	<b>N</b>	<b>None</b>	<b>1-5</b>	<b>6-10</b>	<b>11-15</b>	<b>16-20</b>	<b>21-30</b>	<b>31+</b>
Internship	309	65.3	3.6	8.2	7.7	4.1	2.6	8.7
Off-campus Employment	309	42.3	7.7	12.8	14.3	12.2	6.6	4.1
On-campus Employment	309	44.4	9.2	13.3	15.8	9.7	4.6	3.1
Volunteer (unpaid) activities	309	45.4	34.2	11.2	4.6	1.5	1.5	1.5



**Table 18**  
**Interactions with faculty**

	College		University	
	N	Percentage	N	Percentage
<b>How often did you interact with faculty outside of class time</b>				
Occasionally	143	47.4	1091	52.7
Never	1	0.3	38	1.8
Often	99	32.8	494	23.9
Rarely	59	19.5	446	21.6
Total	302	100.0	2069	100.0

**Table 19**  
**Switch Majors**

	College		University	
	N	Percentage	N	Percentage
<b>Did you officially switch majors while attending K State</b>				
Yes, twice	15	4.9	210	9.9
No	212	68.6	1112	52.5
Yes, three or more	3	1.0	69	3.3
Yes, once	79	25.6	726	34.3
Total	309	100.0	2117	100.0

**Table 20**  
**Plans after Graduation**

	College		University	
	N	Percentage	N	Percentage
<b>What are your plans after graduation</b>				
Starting or raising a family	1	0.5	11	0.8
Will begin to look for a job	31	15.8	335	25.6
Volunteer service(Peace Corps, Americorp, etc)	2	1.0	13	1.0
No plans for a job at this time	1	0.5	9	0.7
Have a job that will continue after graduation	16	8.2	138	10.5
Other	4	2.0	37	2.8

Pursue additional undergraduate education	3	1.5	36	2.7
Will attend graduate school	36	18.4	260	19.8
Have a job lined up to begin after graduation	99	50.5	453	34.6
Military	3	1.5	18	1.4
Total	196	100.0	1310	100.0

**Table 21**  
**Courses in Distance Education**

What percentage of courses at K State did you complete through distance education i.e. online video conferencing etc	College		University	
	N	Percentage	N	Percentage
26%-50%	0	0.0	46	2.2
All my courses were completed through distance education	0	0.0	30	1.4
None	155	50.2	781	36.9
51%-75%	0	0.0	17	0.8
76%-99%	1	0.3	22	1.0
25% or less	153	49.5	1221	57.7
Total	309	100.0	2117	100.0

**Table 22**  
**Research at K-State**

Involved in Research	College		University	
	N	Percentage	N	Percentage
Yes	157	51.8	862	41.7
No	146	48.2	1207	58.3
Total	303	100.0	2069	100.0
<b>Contribution of your mentor to success</b>				
Good	76	48.7	394	46.6
Inadequate	8	5.1	36	4.3
Excellent	37	23.7	254	30.0

Fair	35	22.4	162	19.1
Total	156	100.0	846	100.0
<b>How many semesters were you involved in undergraduate research creative endeavor projects</b>				
Three	16	10.3	90	10.6
One	90	57.7	499	59.0
Four	4	2.6	33	3.9
Five	9	5.8	30	3.5
Two	37	23.7	194	22.9
Total	156	100.0	846	100.0
<b>To What extend to you feel the undergraduate research creative endeavor experience contributed to your academic success</b>				
Some	0	0.0	372	44.0
None	8	5.1	44	5.2
Very Much	46	29.5	267	31.6
Very Little	31	19.9	163	19.3
Total	85	100.0	846	100.0
<b>Did your undergraduate research creative endeavor experience contribute to career choices</b>				
Definitely	36	23.1	243	28.7
No	55	35.3	274	32.4
Somewhat	65	41.7	329	38.9
Total	156	100.0	846	100.0

**TABLE 23**  
**University Research Presentation**

	College			University		
	N1	Total1	Percentage1	N2	Total2	Percentage2
<b>University research seminar presentation/poster</b>						
Class presentation	118	309	38.2	622	2158	28.8
Oral presentation at a conference outside campus	32	309	10.4	149	2158	6.9

Peer reviewed publication	26	309	8.4	172	2158	8.0
Poster at a conference outside campus	21	309	6.8	131	2158	6.1
Public performance/exhibition on campus	46	309	14.9	191	2158	8.9
Public performance/exhibition outside of campus	26	309	8.4	111	2158	5.1
Other	49	309	15.9	238	2158	11.0