

# 2012 – 2013 Senior Survey College of Education Survey Report

Office of Assessment  
July 2013

**College of Education**

**Table 1  
Demographic Information**

	<b>College</b>		<b>University</b>	
<b>Gender</b>	<b>N</b>	<b>Percentage</b>	<b>N</b>	<b>Percentage</b>
Male	37	19.2	971	46.0
Female	156	80.8	1140	54.0
Total	193	100.0	2111	100.0
<b>Are you a U.S citizen ?</b>				
Yes	190	98.4	2017	95.5
No	3	1.6	94	4.5
Total	193	100.0	2111	100.0
<b>Ethnicity Race</b>				
I prefer not to respond	6	3.1	60	2.8
Black, Non-Hispanic	1	0.5	44	2.1
White, Non-Hispanic	166	86.0	1806	85.6
Multiracial	2	1.0	32	1.5
American Indian/ Alaskan Native	1	0.5	17	0.8
Hispanic/Spanish/Latin American	5	2.6	44	2.1
Mexican/Mexican American	7	3.6	24	1.1
Asian or Pacific Islander	2	1.0	70	3.3
Other	3	1.6	14	0.7
Total	193	100.0	2111	100.0
<b>Age</b>				
23	46	23.8	547	25.9
Under 22	20	10.4	230	10.9
24-26	20	10.4	311	14.7
Over 26	18	9.3	172	8.1
22	89	46.1	851	40.3
Total	193	100.0	2111	100.0

<b>G P A</b>				
3.00 - 3.49	80	41.5	821	38.9
Less than 2.5	0	0.0	59	2.8
3.50 - 4.00	94	48.7	726	34.4
I prefer not to respond	0	0.0	21	1.0
2.50 - 2.99	19	9.8	484	22.9
Total	193	100.0	2111	100.0

**Table 2**  
**Type of Institution Transferred From**

<b>ID</b>	<b>N</b>
A private four-year public university	10
A two-year college	134
An out-of-state four-year public university	6
Another Kansas four-year public university	16
High School	123
Other	5

**Table 3**  
**Graduated with an Undergraduate Certificate and/or Minor(s)**

<b>ID</b>	<b>N</b>
Currently enrolled in concurrent B.S/M.S program	5
Dual Major	13
Secondary Major	3
Undergraduate Certificate	19
Undergraduate Minor	31

## STUDENT'S MAJOR

**Table 4  
Student's Major**

What was your undergraduate major	N	Percentage	Percentage of University Graduates
College of Education	5	2.6	0.2
Elementary Education	107	55.4	5.1
Secondary Education	81	42.0	3.8
Total	193	100.0	9.1

## PARTICIPATION IN MAJOR

**Table 5  
Respondent's Rating Fellow Students in Major**

	College		University	
	N	Percentage	N	Percentage
<b>Career Oriented</b>				
Neutral	16	8.3	195	9.3
Can't Judge	3	1.6	68	3.2
Strongly Disagree	1	0.5	19	0.9
Agree	56	29.2	746	35.6
Strongly Agree	113	58.9	1029	49.1
Disagree	3	1.6	39	1.9
<b>Serious about their studies</b>				
Neutral	28	14.6	283	13.5
Can't Judge	6	3.1	55	2.6
Strongly Disagree	1	0.5	18	0.9
Agree	80	41.7	923	44.0
Strongly Agree	73	38.0	754	36.0
Disagree	4	2.1	63	3.0
<b>Supportive and helpful to each other in meeting the academic demands of the program</b>				
Neutral	9	4.7	222	10.6
Can't Judge	5	2.6	65	3.1
Strongly Disagree	1	0.5	20	1.0

Agree	52	27.1	808	38.5
Strongly Agree	123	64.1	935	44.6
Disagree	2	1.0	46	2.2
<b>Academically honest</b>				
Neutral	12	6.3	231	11.0
Can't Judge	8	4.2	112	5.3
Strongly Disagree	1	0.5	20	1.0
Agree	66	34.4	815	38.9
Strongly Agree	101	52.6	865	41.3
Disagree	4	2.1	53	2.5
<b>Interested in broad range of ideas from many disciplines</b>				
Neutral	23	12.0	318	15.2
Can't Judge	7	3.6	100	4.8
Strongly Disagree	2	1.0	23	1.1
Agree	65	33.9	807	38.5
Strongly Agree	91	47.4	739	35.3
Disagree	4	2.1	109	5.2
<b>Find value working in groups</b>				
Neutral	20	10.4	389	18.6
Can't Judge	7	3.6	87	4.2
Strongly Disagree	1	0.5	53	2.5
Agree	65	33.9	762	36.4
Strongly Agree	96	50.0	650	31.0
Disagree	3	1.6	155	7.4
<b>Competitive with each other</b>				
Neutral	53	27.6	453	21.6
Can't Judge	3	1.6	101	4.8
Strongly Disagree	7	3.6	45	2.1
Agree	57	29.7	752	35.9
Strongly Agree	49	25.5	584	27.9
Disagree	23	12.0	161	7.7

**TABLE 6**  
**Respondent's Rating Fellow Students in Major w/o "Can't Judge"**

	College		University	
	N	Percentage	N	Percentage
<b>Career Oriented</b>				
Neutral	16	8.5	195	9.6
Strongly Disagree	1	0.5	19	0.9
Agree	56	29.6	746	36.8
Strongly Agree	113	59.8	1029	50.7
Disagree	3	1.6	39	1.9
<b>Serious about their studies</b>				
Neutral	28	15.1	283	13.9
Strongly Disagree	1	0.5	18	0.9
Agree	80	43.0	923	45.2
Strongly Agree	73	39.2	754	36.9
Disagree	4	2.2	63	3.1
<b>Supportive and helpful to each other in meeting the academic demands of the program</b>				
Neutral	9	4.8	222	10.9
Strongly Disagree	1	0.5	20	1.0
Agree	52	27.8	808	39.8
Strongly Agree	123	65.8	935	46.0
Disagree	2	1.1	46	2.3
<b>Academically honest</b>				
Neutral	12	6.5	231	11.6
Strongly Disagree	1	0.5	20	1.0
Agree	66	35.9	815	41.1
Strongly Agree	101	54.9	865	43.6
Disagree	4	2.2	53	2.7
<b>Interested in broad range of ideas from many disciplines</b>				
Neutral	23	12.4	318	15.9
Strongly Disagree	2	1.1	23	1.2
Agree	65	35.1	807	40.4
Strongly Agree	91	49.2	739	37.0

Disagree	4	2.2	109	5.5
<b>Find value working in groups</b>				
Neutral	20	10.8	389	19.4
Strongly Disagree	1	0.5	53	2.6
Agree	65	35.1	762	37.9
Strongly Agree	96	51.9	650	32.4
Disagree	3	1.6	155	7.7
<b>Competitive with each other</b>				
Neutral	53	28.0	453	22.7
Strongly Disagree	7	3.7	45	2.3
Agree	57	30.2	752	37.7
Strongly Agree	49	25.9	584	29.3
Disagree	23	12.2	161	8.1

**Table 7**  
**Respondent's Educational Experience within Major**

	College		University	
	N1	Percentage1	N2	Percentage2
<b>Faculty are accessible for out of class assistance</b>				
Neutral	9	4.8	141	6.8
Can't Judge	2	1.1	29	1.4
Strongly Disagree	2	1.1	20	1.0
Agree	81	42.9	853	41.2
Strongly Agree	91	48.1	980	47.4
Disagree	4	2.1	46	2.2
<b>Faculty are effective teachers</b>				
Neutral	16	8.5	216	10.4
Can't Judge	2	1.1	17	0.8
Strongly Disagree	1	0.5	20	1.0
Agree	79	41.8	944	45.6
Strongly Agree	90	47.6	822	39.7
Disagree	1	0.5	50	2.4

<b>Faculty are interested in the academic and professional development of students</b>					
Neutral	5	2.6	173	8.4	
Can't Judge	3	1.6	25	1.2	
Strongly Disagree	2	1.1	21	1.0	
Agree	62	32.8	791	38.2	
Strongly Agree	116	61.4	1019	49.3	
Disagree	1	0.5	40	1.9	
<b>Faculty introduced students to a broad range of ideas perspectives and worldviews</b>					
Neutral	7	3.7	204	9.9	
Can't Judge	4	2.1	32	1.5	
Strongly Disagree	4	2.1	22	1.1	
Agree	75	39.7	848	41.0	
Strongly Agree	97	51.3	907	43.8	
Disagree	2	1.1	56	2.7	
<b>Faculty are interested in personal development of students</b>					
Neutral	7	3.7	216	10.4	
Can't Judge	3	1.6	40	1.9	
Strongly Disagree	3	1.6	33	1.6	
Agree	62	32.8	817	39.5	
Strongly Agree	111	58.7	884	42.7	
Disagree	3	1.6	79	3.8	
<b>Faculty listen and respond to undergraduates regarding student needs concerns and suggestions</b>					
Neutral	10	5.3	224	10.8	
Can't Judge	3	1.6	44	2.1	
Strongly Disagree	2	1.1	32	1.5	
Agree	76	40.2	846	40.9	
Strongly Agree	90	47.6	852	41.2	
Disagree	8	4.2	71	3.4	
<b>Faculty Advisor provided high quality advising</b>					
Neutral	16	8.5	275	13.3	



Can't Judge	4	2.1	34	1.6
Strongly Disagree	8	4.2	88	4.3
Agree	72	38.1	686	33.2
Strongly Agree	72	38.1	830	40.1
Disagree	17	9.0	156	7.5
<b>Faculty Advisor Staff provided support in finding appropriate employment or pursuing graduate study</b>				
Neutral	27	14.3	307	14.8
Can't Judge	10	5.3	108	5.2
Strongly Disagree	7	3.7	107	5.2
Agree	62	32.8	685	33.1
Strongly Agree	61	32.3	711	34.4
Disagree	22	11.6	151	7.3

**Table 8**  
**Respondent's Educational Experience within Major w/o "Can't Judge"**

	College		University	
	N1	Percentage1	N2	Percentage2
<b>Faculty are accessible for out of class assistance</b>				
Neutral	9	4.8	141	6.9
Strongly Disagree	2	1.1	20	1.0
Agree	81	43.3	853	41.8
Strongly Agree	91	48.7	980	48.0
Disagree	4	2.1	46	2.3
<b>Faculty are effective teachers</b>				
Neutral	16	8.6	216	10.5
Strongly Disagree	1	0.5	20	1.0
Agree	79	42.2	944	46.0
Strongly Agree	90	48.1	822	40.1
Disagree	1	0.5	50	2.4
<b>Faculty are interested in the academic and professional development of students</b>				
Neutral	5	2.7	173	8.5

Strongly Disagree	2	1.1	21	1.0
Agree	62	33.3	791	38.7
Strongly Agree	116	62.4	1019	49.9
Disagree	1	0.5	40	2.0
<b>Faculty introduced students to a broad range of ideas perspectives and worldviews</b>				
Neutral	7	3.8	204	10.0
Strongly Disagree	4	2.2	22	1.1
Agree	75	40.5	848	41.6
Strongly Agree	97	52.4	907	44.5
Disagree	2	1.1	56	2.7
<b>Faculty are interested in personal development of students</b>				
Neutral	7	3.8	216	10.6
Strongly Disagree	3	1.6	33	1.6
Agree	62	33.3	817	40.3
Strongly Agree	111	59.7	884	43.6
Disagree	3	1.6	79	3.9
<b>Faculty listen and respond to undergraduates regarding student needs concerns and suggestions</b>				
Neutral	10	5.4	224	11.1
Strongly Disagree	2	1.1	32	1.6
Agree	76	40.9	846	41.8
Strongly Agree	90	48.4	852	42.1
Disagree	8	4.3	71	3.5
<b>Faculty Advisor provided high quality advising</b>				
Neutral	16	8.6	275	13.5
Strongly Disagree	8	4.3	88	4.3
Agree	72	38.9	686	33.7
Strongly Agree	72	38.9	830	40.8
Disagree	17	9.2	156	7.7
<b>Faculty Advisor Staff provided support in finding appropriate employment or pursuing graduate study</b>				
Neutral	27	15.1	307	15.7

Strongly Disagree	7	3.9	107	5.5
Agree	62	34.6	685	34.9
Strongly Agree	61	34.1	711	36.3
Disagree	22	12.3	151	7.7

**Table 9**  
**Encouragement within Major**

	College		University	
	N1	Percentage1	N2	Percentage2
<b>Become personally acquainted with the department s faculty</b>				
Neutral	19	9.9	269	12.8
Can't Judge	4	2.1	62	3.0
Strongly Disagree	2	1.0	35	1.7
Agree	77	40.1	731	34.9
Strongly Agree	85	44.3	874	41.7
Disagree	5	2.6	125	6.0
<b>Participate in professional interest groups</b>				
Neutral	15	7.8	334	15.9
Can't Judge	5	2.6	76	3.6
Strongly Disagree	2	1.0	39	1.9
Agree	66	34.4	775	37.0
Strongly Agree	102	53.1	754	36.0
Disagree	2	1.0	118	5.6
<b>Attend professional seminars and colloquia</b>				
Neutral	12	6.3	371	17.7
Can't Judge	2	1.0	84	4.0
Strongly Disagree	2	1.0	47	2.2
Agree	57	29.7	727	34.7
Strongly Agree	118	61.5	724	34.5
Disagree	1	0.5	143	6.8
<b>Become familiar with current and emerging technology</b>				
Neutral	7	3.6	315	15.0
Can't Judge	3	1.6	77	3.7

Strongly Disagree	2	1.0	49	2.3
Agree	62	32.3	765	36.5
Strongly Agree	115	59.9	777	37.1
Disagree	3	1.6	113	5.4
<b>Participate in research or creative projects with faculty or other students</b>				
Neutral	35	18.2	357	17.0
Can't Judge	12	6.3	87	4.2
Strongly Disagree	2	1.0	45	2.1
Agree	56	29.2	759	36.2
Strongly Agree	65	33.9	671	32.0
Disagree	22	11.5	177	8.4

**Table 10**  
**Encouragement within Major w/o "Can't Judge"**

	College		University	
	N1	Percentage1	N2	Percentage2
<b>Become personally acquainted with the department s faculty</b>				
Neutral	19	10.1	269	13.2
Strongly Disagree	2	1.1	35	1.7
Agree	77	41.0	731	35.9
Strongly Agree	85	45.2	874	43.0
Disagree	5	2.7	125	6.1
<b>Participate in professional interest groups</b>				
Neutral	15	8.0	334	16.5
Strongly Disagree	2	1.1	39	1.9
Agree	66	35.3	775	38.4
Strongly Agree	102	54.5	754	37.3
Disagree	2	1.1	118	5.8
<b>Attend professional seminars and colloquia</b>				
Neutral	12	6.3	371	18.4
Strongly Disagree	2	1.1	47	2.3
Agree	57	30.0	727	36.1

Strongly Agree	118	62.1	724	36.0
Disagree	1	0.5	143	7.1
<b>Become familiar with current and emerging technology</b>				
Neutral	7	3.7	315	15.6
Strongly Disagree	2	1.1	49	2.4
Agree	62	32.8	765	37.9
Strongly Agree	115	60.8	777	38.5
Disagree	3	1.6	113	5.6
<b>Participate in research or creative projects with faculty or other students</b>				
Neutral	35	19.4	357	17.8
Strongly Disagree	2	1.1	45	2.2
Agree	56	31.1	759	37.8
Strongly Agree	65	36.1	671	33.4
Disagree	22	12.2	177	8.8

**Table 11**  
**Student's Rating of Major**

	College		University	
	N1	Percentage1	N2	Percentage2
<b>Characterized by mutual respect between undergraduate majors and professors</b>				
Neutral	8	4.2	167	8.0
Can't Judge	5	2.6	43	2.1
Strongly Disagree	2	1.0	24	1.1
Agree	53	27.6	773	36.9
Strongly Agree	122	63.5	1031	49.2
Disagree	2	1.0	58	2.8
<b>Academically stimulating</b>				
Neutral	16	8.3	150	7.2
Can't Judge	5	2.6	32	1.5
Strongly Disagree	3	1.6	17	0.8
Agree	68	35.4	777	37.1
Strongly Agree	98	51.0	1079	51.5
Disagree	2	1.0	41	2.0

**Table 12**  
**Student's Rating of Major w/o "Can't Judge"**

	College		University	
	N1	Percentage1	N2	Percentage2
<b>Characterized by mutual respect between undergraduate majors and professors</b>				
Neutral	8	4.3	167	8.1
Strongly Disagree	2	1.1	24	1.2
Agree	53	28.3	773	37.7
Strongly Agree	122	65.2	1031	50.2
Disagree	2	1.1	58	2.8
<b>Academically stimulating</b>				
Neutral	16	8.6	150	7.3
Strongly Disagree	3	1.6	17	0.8
Agree	68	36.4	777	37.6
Strongly Agree	98	52.4	1079	52.3
Disagree	2	1.1	41	2.0

**SATISFACTION WITH SERVICES AND FACILITIES**

**TABLE 13**  
**Satisfaction with K-State**  
**Offices**

	College		University	
	N	Percentage	N	Percentage
<b>Office of Student Financial Assistance</b>				
Used and was Dissatisfied	25	14.5	242	12.4
Did not know about	5	2.9	44	2.3
Used and was Satisfied	85	49.4	1006	51.7
Knew about, but Did Not Use	57	33.1	654	33.6
<b>Office of the Registrar</b>				
Used and was Dissatisfied	9	5.2	93	4.8
Did not know about	13	7.6	124	6.4
Used and was Satisfied	118	68.6	1228	63.1
Knew about, but Did Not Use	32	18.6	501	25.7

<b>Office of Non Traditional and Veteran Student Services</b>				
Used and was Dissatisfied	6	3.5	46	2.4
Did not know about	49	28.5	671	34.5
Used and was Satisfied	20	11.6	190	9.8
Knew about, but Did Not Use	97	56.4	1039	53.4
<b>Office of Student Life</b>				
Used and was Dissatisfied	9	5.2	79	4.1
Did not know about	4	2.3	195	10.0
Used and was Satisfied	53	30.8	488	25.1
Knew about, but Did Not Use	106	61.6	1184	60.8
<b>Office of Diversity</b>				
Used and was Dissatisfied	5	2.9	47	2.4
Did not know about	42	24.4	561	28.8
Used and was Satisfied	16	9.3	145	7.5
Knew about, but Did Not Use	109	63.4	1193	61.3
<b>Office of Career and Employment Services</b>				
Used and was Dissatisfied	11	6.4	153	7.9
Did not know about	2	1.2	42	2.2
Used and was Satisfied	109	63.4	1139	58.5
Knew about, but Did Not Use	50	29.1	612	31.4
<b>Office of Student Activities Services Activities carnival Safe Ride student legal services etc</b>				
Used and was Dissatisfied	11	6.4	81	4.2
Did not know about	5	2.9	143	7.3
Used and was Satisfied	86	50.0	811	41.7
Knew about, but Did Not Use	70	40.7	911	46.8
<b>Office of Parking Services</b>				
Used and was Dissatisfied	67	39.0	740	38.0
Did not know about	1	0.6	65	3.3
Used and was Satisfied	71	41.3	696	35.8
Knew about, but Did Not Use	33	19.2	445	22.9
<b>Counseling Services</b>				
Used and was Dissatisfied	11	6.4	99	5.1
Did not know about	10	5.8	157	8.1
Used and was Satisfied	40	23.3	369	19.0
Knew about, but Did Not Use	111	64.5	1321	67.9
<b>Women s Center</b>				

Used and was Dissatisfied	5	2.9	53	2.7
Did not know about	27	15.7	416	21.4
Used and was Satisfied	27	15.7	230	11.8
Knew about, but Did Not Use	113	65.7	1247	64.1
<b>Disability Support Services</b>				
Used and was Dissatisfied	5	2.9	49	2.5
Did not know about	19	11.0	352	18.1
Used and was Satisfied	13	7.6	144	7.4
Knew about, but Did Not Use	135	78.5	1401	72.0
<b>Academic and Career Information Center</b>				
Used and was Dissatisfied	8	4.7	71	3.6
Did not know about	34	19.8	409	21.0
Used and was Satisfied	35	20.3	425	21.8
Knew about, but Did Not Use	95	55.2	1041	53.5
<b>Academic Assistance Center PILOTS study skills testing services university Experience etc</b>				
Used and was Dissatisfied	7	4.1	46	2.4
Did not know about	35	20.3	590	30.3
Used and was Satisfied	25	14.5	196	10.1
Knew about, but Did Not Use	105	61.0	1114	57.2
<b>Educational Support Services TRio tutoring writing and math assistance etc</b>				
Used and was Dissatisfied	11	6.4	85	4.4
Did not know about	24	14.0	379	19.5
Used and was Satisfied	39	22.7	386	19.8
Knew about, but Did Not Use	98	57.0	1096	56.3



### Satisfaction with Library Services

	College		University	
	N	Percentage	N	Percentage
<b>Library facilities</b>				
Used and was Dissatisfied	9	5.2	125	6.4
Did not know about	0	0.0	16	0.8
Used and was Satisfied	157	91.3	1678	86.5
Knew about, but Did Not Use	6	3.5	121	6.2
<b>Library staff assistance in search effectively finding information learning how to use the libraries</b>				
Used and was Dissatisfied	6	3.5	54	2.8
Did not know about	0	0.0	23	1.2
Used and was Satisfied	152	88.4	1468	75.7
Knew about, but Did Not Use	14	8.1	394	20.3
<b>Library holdings quality and quantity</b>				
Used and was Dissatisfied	12	7.0	70	3.6
Did not know about	0	0.0	83	4.3
Used and was Satisfied	134	77.9	1198	61.8
Knew about, but Did Not Use	26	15.1	588	30.3
<b>Access to electronic library resources</b>				
Used and was Dissatisfied	14	8.1	104	5.4
Did not know about	0	0.0	25	1.3
Used and was Satisfied	149	86.6	1619	83.5
Knew about, but Did Not Use	9	5.2	191	9.9

### Satisfaction with Student Life Services

	College		University	
	N	Percentage	N	Percentage
<b>Residence hall food service</b>				
Used and was Dissatisfied	10	5.8	146	7.5
Did not know about	3	1.7	66	3.4
Used and was Satisfied	109	63.4	1086	56.0
Knew about, but Did Not Use	50	29.1	641	33.1

<b>Residence hall facilities</b>				
Used and was Dissatisfied	12	7.0	187	9.6
Did not know about	3	1.7	73	3.8
Used and was Satisfied	102	59.3	990	51.1
Knew about, but Did Not Use	55	32.0	688	35.5
<b>Residence hall services and programs</b>				
Used and was Dissatisfied	12	7.0	163	8.4
Did not know about	7	4.1	97	5.0
Used and was Satisfied	87	50.6	882	45.6
Knew about, but Did Not Use	66	38.4	793	41.0
<b>Lafene Health Center</b>				
Used and was Dissatisfied	42	24.4	359	18.5
Did not know about	0	0.0	38	2.0
Used and was Satisfied	121	70.3	1154	59.5
Knew about, but Did Not Use	9	5.2	388	20.0
<b>K State Student Union food service</b>				
Used and was Dissatisfied	11	6.4	140	7.2
Did not know about	1	0.6	43	2.2
Used and was Satisfied	139	81.3	1481	76.5
Knew about, but Did Not Use	20	11.7	271	14.0
<b>Union Program council UPC</b>				
Used and was Dissatisfied	4	2.3	56	2.9
Did not know about	15	8.7	218	11.3
Used and was Satisfied	95	55.2	879	45.4
Knew about, but Did Not Use	58	33.7	784	40.5
<b>Greek Experience fraternity sorority</b>				
Used and was Dissatisfied	8	4.7	113	5.8
Did not know about	7	4.1	110	5.7
Used and was Satisfied	45	26.2	481	24.8
Knew about, but Did Not Use	112	65.1	1234	63.7

<b>Recreation Services</b>				
Used and was Dissatisfied	12	7.0	120	6.2
Did not know about	3	1.7	74	3.8
Used and was Satisfied	126	73.3	1400	72.3
Knew about, but Did Not Use	31	18.0	342	17.7
<b>University Life Cafe</b>				
Used and was Dissatisfied	4	2.3	35	1.8
Did not know about	45	26.2	567	29.3
Used and was Satisfied	31	18.0	255	13.2
Knew about, but Did Not Use	92	53.5	1079	55.7
<b>Center for Child Development</b>				
Used and was Dissatisfied	2	1.2	29	1.5
Did not know about	27	15.8	433	22.4
Used and was Satisfied	14	8.2	126	6.5
Knew about, but Did Not Use	128	74.9	1349	69.6
<b>Multicultural Student Organizations</b>				
Used and was Dissatisfied	5	2.9	38	2.0
Did not know about	24	14.0	371	19.2
Used and was Satisfied	21	12.2	179	9.3
Knew about, but Did Not Use	122	70.9	1346	69.6
<b>Alcohol and other drug educational services</b>				
Used and was Dissatisfied	3	1.7	46	2.4
Did not know about	38	22.1	466	24.1
Used and was Satisfied	14	8.1	152	7.9
Knew about, but Did Not Use	117	68.0	1272	65.7
<b>Healthy Decisions assists students with identifying sources of support</b>				
Used and was Dissatisfied	3	1.8	33	1.7
Did not know about	39	22.9	496	25.6
Used and was Satisfied	17	10.0	155	8.0
Knew about, but Did Not Use	111	65.3	1252	64.7

## Satisfaction of Student Academic Services

	College		University	
	N	Percentage	N	Percentage
<b>Recruitment materials and manner in which information was made available to you</b>				
Used and was Dissatisfied	4	2.3	73	3.8
Did not know about	43	25.1	342	17.7
Used and was Satisfied	74	43.3	970	50.1
Knew about, but Did Not Use	50	29.2	550	28.4
<b>Admissions services and online application</b>				
Used and was Dissatisfied	9	5.3	103	5.3
Did not know about	10	5.8	111	5.7
Used and was Satisfied	136	79.5	1484	76.7
Knew about, but Did Not Use	16	9.4	237	12.2
<b>i SIS and its many applications</b>				
Used and was Dissatisfied	14	8.2	261	13.5
Did not know about	1	0.6	17	0.9
Used and was Satisfied	151	88.3	1598	82.6
Knew about, but Did Not Use	5	2.9	58	3.0
<b>DARS Degree Audit Registration System</b>				
Used and was Dissatisfied	8	4.7	228	11.8
Did not know about	5	2.9	30	1.6
Used and was Satisfied	146	85.4	1571	81.3
Knew about, but Did Not Use	12	7.0	103	5.3
<b>Scholarship House (Clovia, Smith, Smurthwaite)</b>				
Used and was Dissatisfied	4	2.3	42	2.2
Did not know about	39	22.8	407	21.0
Used and was Satisfied	16	9.4	161	8.3
Knew about, but Did Not Use	112	65.5	1325	68.5
<b>Developing Scholars Program</b>				
Used and was Dissatisfied	3	1.8	27	1.4
Did not know about	94	55.0	910	47.2
Used and was Satisfied	11	6.4	142	7.4
Knew about, but Did Not Use	63	36.8	851	44.1

<b>Mc Nair Scholars Program</b>				
Used and was Dissatisfied	3	1.8	31	1.6
Did not know about	107	62.6	973	50.3
Used and was Satisfied	12	7.0	125	6.5
Knew about, but Did Not Use	49	28.7	805	41.6
<b>Convocations Lectures</b>				
Used and was Dissatisfied	6	3.5	46	2.4
Did not know about	42	24.7	394	20.4
Used and was Satisfied	49	28.8	667	34.5
Knew about, but Did Not Use	73	42.9	824	42.7

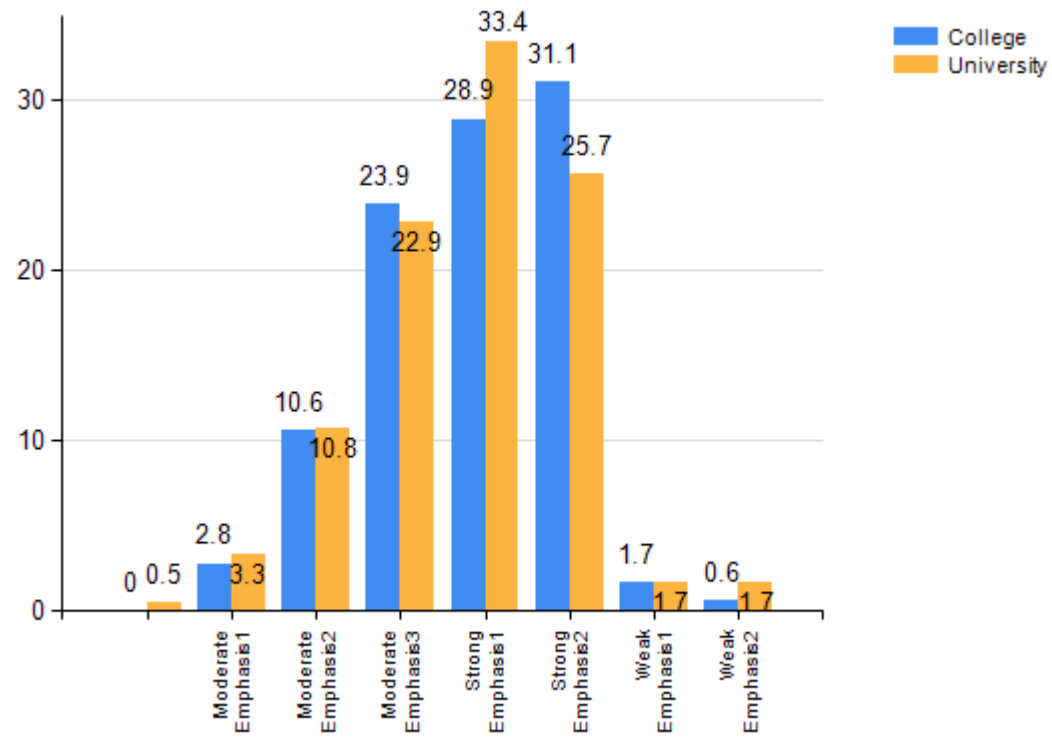
### Satisfaction with additional services/areas

	<b>College</b>		<b>University</b>	
	<b>N</b>	<b>Percentage</b>	<b>N</b>	<b>Percentage</b>
<b>Parking Availability</b>				
Neutral	24	14.0	347	17.9
Did not use/attend	5	2.9	152	7.8
Very Dissatisfied	56	32.6	571	29.4
Satisfied	27	15.7	237	12.2
Very Satisfied	1	0.6	51	2.6
Dissatisfied	59	34.3	584	30.1
<b>Parking Facilities maintenance appearance etc</b>				
Neutral	56	32.7	533	27.5
Did not use/attend	8	4.7	149	7.7
Very Dissatisfied	11	6.4	210	10.8
Satisfied	56	32.7	588	30.3
Very Satisfied	23	13.5	236	12.2
Dissatisfied	17	9.9	224	11.5
<b>Campus bookstore</b>				
Neutral	19	11.0	377	19.4
Did not use/attend	9	5.2	92	4.7

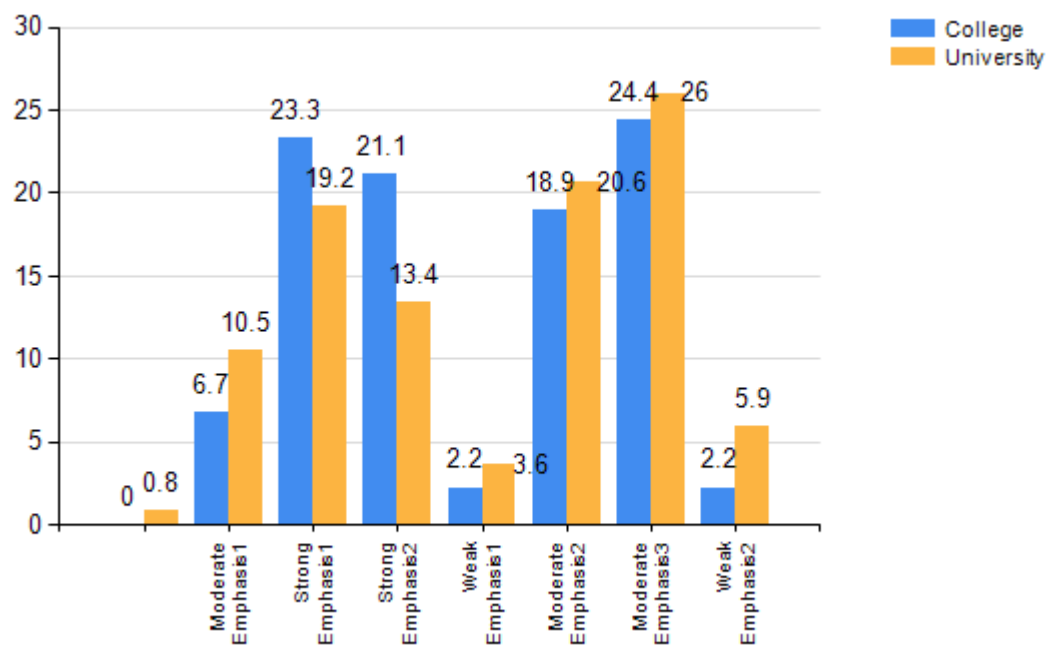
Very Dissatisfied	3	1.7	81	4.2
Satisfied	80	46.5	804	41.4
Very Satisfied	51	29.7	411	21.2
Dissatisfied	10	5.8	177	9.1
<b>Campus safety</b>				
Neutral	25	14.6	281	14.5
Did not use/attend	10	5.8	158	8.2
Very Dissatisfied	2	1.2	14	0.7
Satisfied	63	36.8	699	36.1
Very Satisfied	67	39.2	739	38.2
Dissatisfied	4	2.3	45	2.3
<b>Mc Cain Performance Series</b>				
Neutral	29	16.9	381	19.6
Did not use/attend	36	20.9	543	28.0
Very Dissatisfied	1	0.6	11	0.6
Satisfied	42	24.4	455	23.4
Very Satisfied	63	36.6	527	27.2
Dissatisfied	1	0.6	24	1.2
<b>Collegian campus newspaper</b>				
Neutral	44	25.6	482	24.8
Did not use/attend	12	7.0	177	9.1
Very Dissatisfied	4	2.3	141	7.3
Satisfied	56	32.6	588	30.3
Very Satisfied	44	25.6	305	15.7
Dissatisfied	12	7.0	248	12.8
<b>Royal Purple Yearbook</b>				
Neutral	53	31.0	542	28.0
Did not use/attend	80	46.8	1008	52.0
Very Dissatisfied	3	1.8	53	2.7
Satisfied	20	11.7	189	9.7
Very Satisfied	13	7.6	92	4.7
Dissatisfied	2	1.2	55	2.8

FIGURE 1

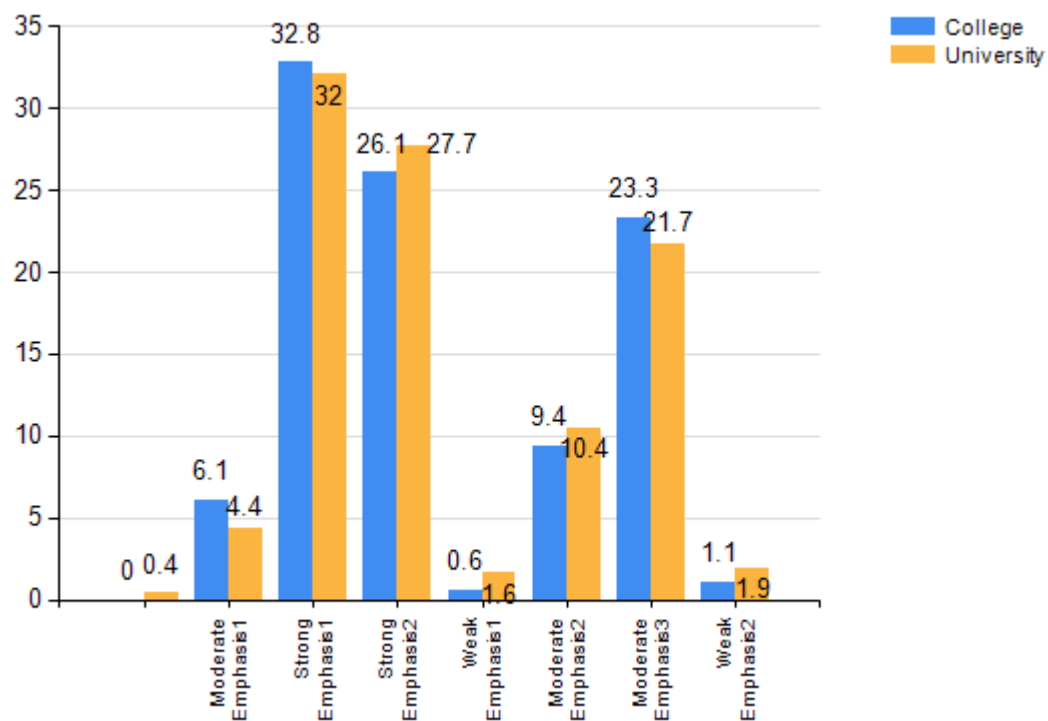
Development of Academic, scholarly and Intellectual Qualities



**FIGURE 2**  
Development of Aesthetic, Expressive and Creative Qualities

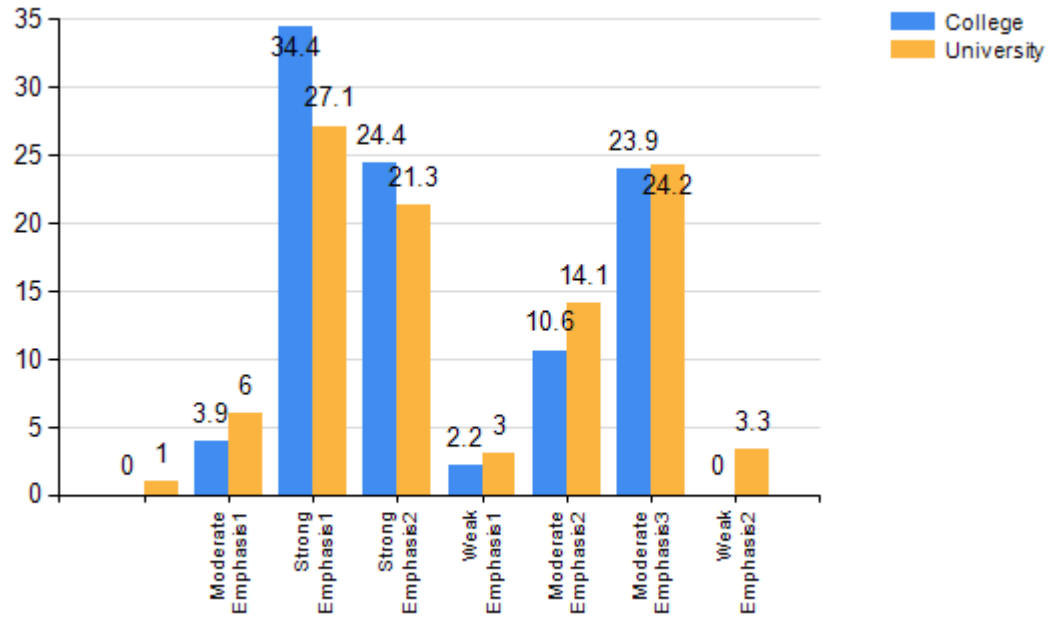


**FIGURE 3**  
Being Critical, evaluative and analytical

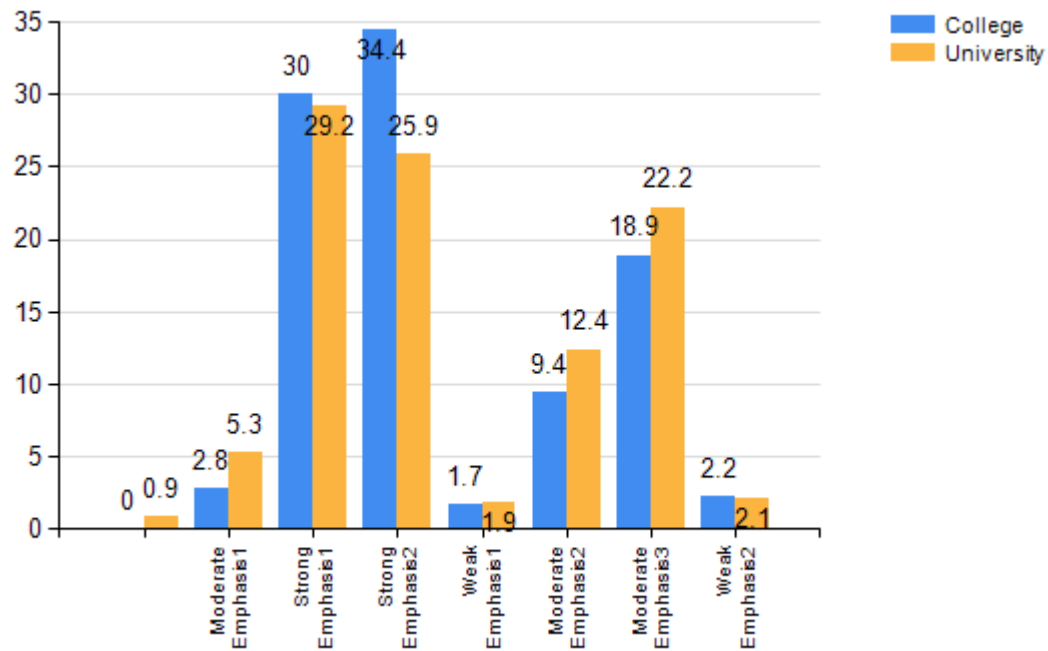




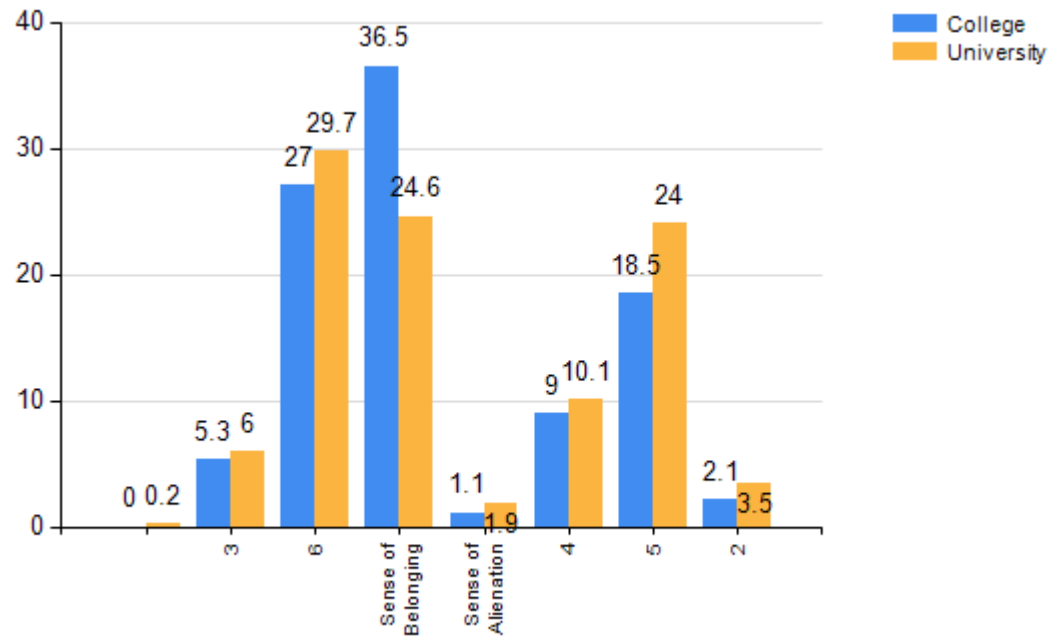
**FIGURE 4**  
Development of vocational and Occupational competence



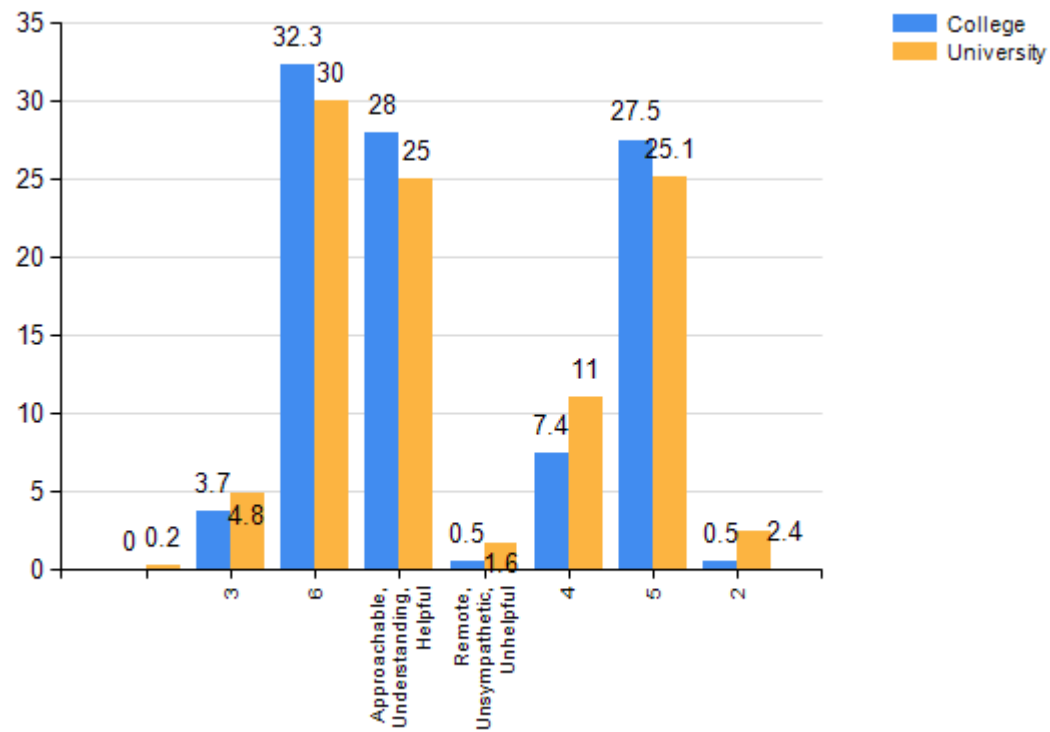
**FIGURE 5**  
Personal relevance and practical value of your courses



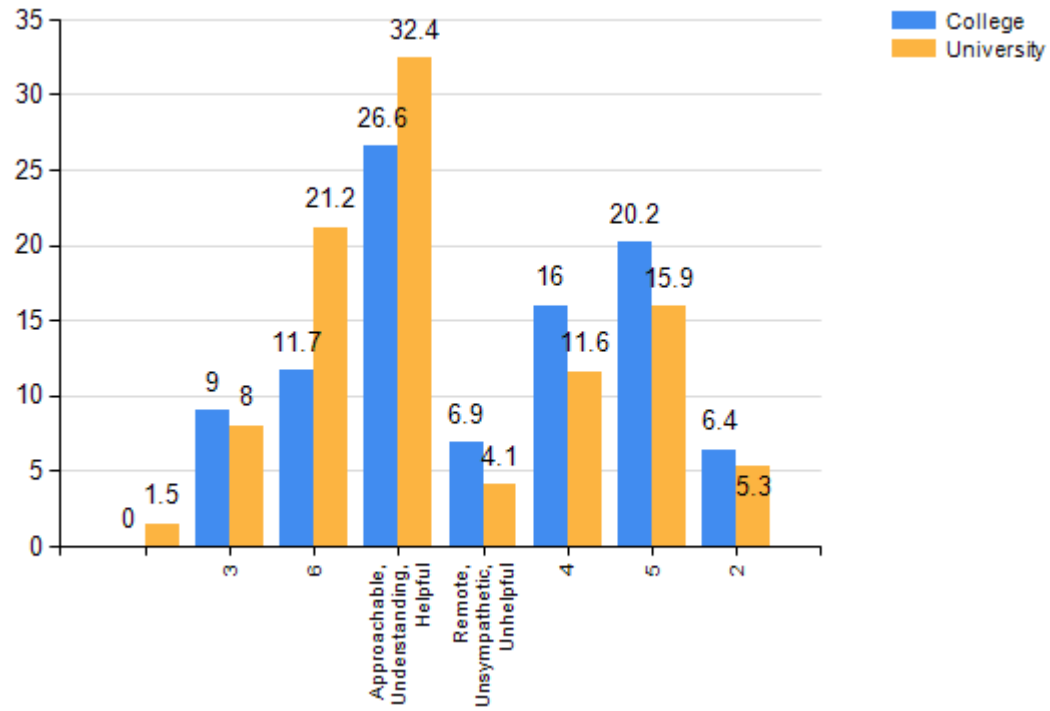
**FIGURE 6**  
**Relationships with Other Students, Student Groups and Activities**



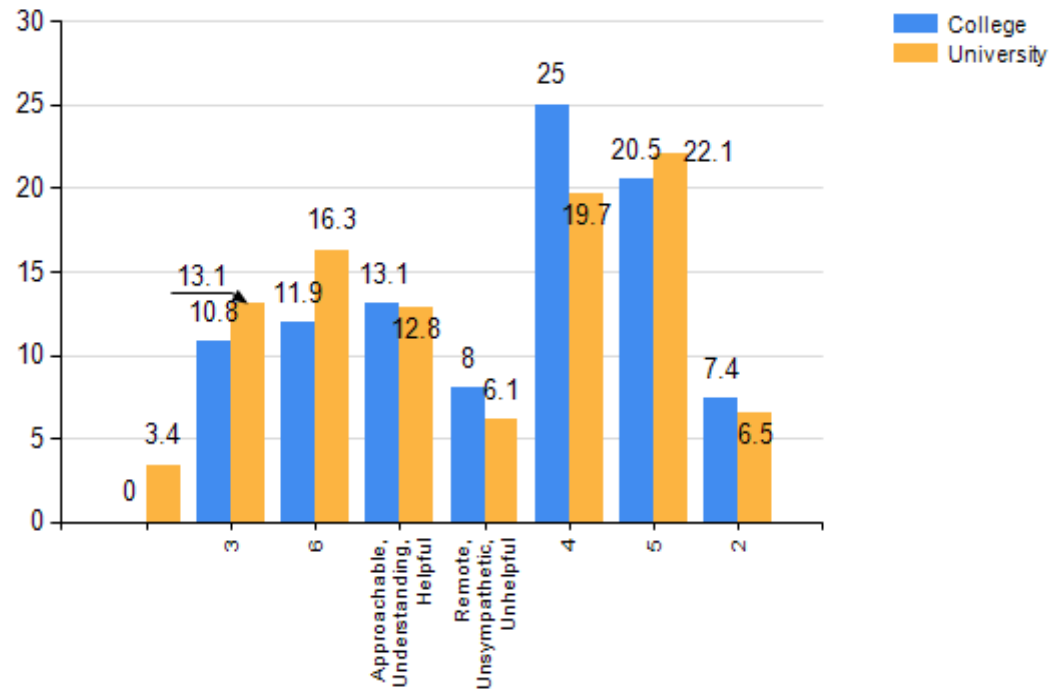
**FIGURE 7**  
**Relationships with faculty members**



**FIGURE 8**  
Relationships with academic advisor(s)



**FIGURE 9**  
Relationships with Graduate Teaching Assistants (GTAs)



**Table 14  
Progress Made at K-State**

	College		University	
	N	Percentage	N	Percentage
<b>Gained a broad general education about different fields of knowledge</b>				
Some	80	44.4	845	42.4
None	1	0.6	8	0.4
Very Much	95	52.8	1064	53.4
Very Little	4	2.2	74	3.7
<b>Developed interpretive skills and heightened sensitivity to stimulating responses to literature performing arts visual arts</b>				
Some	91	50.6	868	43.6
None	4	2.2	107	5.4
Very Much	60	33.3	632	31.7
Very Little	25	13.9	384	19.3
<b>Developed the ability to gather and evaluate information</b>				
Some	89	49.4	793	39.8
None	2	1.1	14	0.7
Very Much	76	42.2	1088	54.6
Very Little	13	7.2	96	4.8
<b>Developed ability to think through ethical dilemmas make sound decisions and apply ethical standards</b>				
Some	73	40.6	778	39.1
None	3	1.7	25	1.3
Very Much	96	53.3	1056	53.0
Very Little	8	4.4	132	6.6
<b>Made aware of values perspectives beliefs behaviors policies and customs from around the world</b>				
Some	70	38.9	837	42.0
None	2	1.1	42	2.1
Very Much	94	52.2	859	43.1

Very Little	14	7.8	253	12.7
<b>Realized the need to understand the past and thoughtfully consider the future to glimpse how it may continue to develop</b>				
Some	74	41.1	865	43.4
None	3	1.7	29	1.5
Very Much	90	50.0	912	45.8
Very Little	13	7.2	185	9.3
<b>Developed awareness of self and multiple perspectives about U S society and group affiliation</b>				
Some	75	41.7	852	42.8
None	2	1.1	50	2.5
Very Much	87	48.3	854	42.9
Very Little	16	8.9	235	11.8
<b>Developed the ability to evaluate merit of scientific and technological claims</b>				
Some	78	43.3	845	42.4
None	6	3.3	65	3.3
Very Much	51	28.3	813	40.8
Very Little	45	25.0	268	13.5
<b>Understand and analyze how individuals groups and societies behave and influence on another and the natural environment</b>				
Some	81	45.0	860	43.2
None	3	1.7	41	2.1
Very Much	81	45.0	838	42.1
Very Little	15	8.3	252	12.7
<b>Improved written communication skills</b>				
Some	64	35.6	791	39.7
None	5	2.8	34	1.7
Very Much	99	55.0	1005	50.5
Very Little	12	6.7	161	8.1
<b>Improved oral communication skills</b>				

Some	63	35.0	730	36.7
None	2	1.1	26	1.3
Very Much	105	58.3	1100	55.2
Very Little	10	5.6	135	6.8
<b>Improved graphical and technological communication skills</b>				
Some	74	41.1	809	40.6
None	9	5.0	72	3.6
Very Much	78	43.3	823	41.3
Very Little	19	10.6	287	14.4
<b>Improved ability to think critically</b>				
Some	60	33.3	699	35.1
None	1	0.6	18	0.9
Very Much	109	60.6	1192	59.9
Very Little	10	5.6	82	4.1
<b>Developed own values and ethical standards</b>				
Some	56	31.1	716	36.0
None	4	2.2	33	1.7
Very Much	112	62.2	1104	55.4
Very Little	8	4.4	138	6.9
<b>Understand the ethical standards of your discipline or profession</b>				
Some	57	31.7	679	34.1
None	2	1.1	22	1.1
Very Much	115	63.9	1198	60.2
Very Little	6	3.3	92	4.6
<b>Ability to interact positively with people who are different from you</b>				
Some	59	32.8	707	35.5
None	1	0.6	21	1.1
Very Much	113	62.8	1167	58.6
Very Little	7	3.9	96	4.8
<b>Understand your abilities interests and personality</b>				
Some	53	29.4	652	32.7

None	2	1.1	18	0.9
Very Much	117	65.0	1215	61.0
Very Little	8	4.4	106	5.3
<b>Understand other people and their abilities interest and perspectives</b>				
Some	59	32.8	777	39.0
None	1	0.6	20	1.0
Very Much	110	61.1	1089	54.7
Very Little	10	5.6	105	5.3
<b>Ability to participate as a team member</b>				
Some	54	30.0	700	35.2
None	2	1.1	23	1.2
Very Much	114	63.3	1162	58.4
Very Little	10	5.6	106	5.3
<b>Developed good health habits and physical fitness</b>				
Some	73	40.6	792	39.8
None	11	6.1	150	7.5
Very Much	71	39.4	673	33.8
Very Little	25	13.9	376	18.9

### ADDITIONAL INFORMATION

**Table 15  
Regards Toward K-State**

What is your general attitude toward K State	College		University	
	N	Percentage	N	Percentage
Positive	41	21.2	680	32.1
Very Negative	0	0.0	6	0.3
Very Positive	150	77.7	1371	64.8
Negative	2	1.0	60	2.8
Total	193	100.0	2117	100.0

<b>Would you recommend K State to others</b>				
Probably Yes	41	21.2	680	32.1
Definitely No	0	0.0	6	0.3
Definitely Yes	150	77.7	1371	64.8
Probably No	2	1.0	60	2.8
Total	193	100.0	2117	100.0

**Table 16**  
**Reasons for choosing a major**

	<b>College</b>			<b>University</b>		
	<b>N</b>	<b>Total</b>	<b>Percentage</b>	<b>N</b>	<b>Total</b>	<b>Percentage</b>
Interesting subject						
Challenge	31	193	16.1	543	2158	25.2
Enjoyed courses in the field	64	193	33.2	1142	2158	52.9
Friends in major	8	193	4.1	159	2158	7.4
High salaries	0	0	0.0	406	2158	18.8
Influence of Family	58	193	30.1	469	2158	21.7
Influence of friends	25	193	13.0	185	2158	8.6
Influence of professor	16	193	8.3	207	2158	9.6
Interest with subject	111	193	57.5	1407	2158	65.2
Interesting Subject	109	193	56.5	1532	2158	71.0
Job Demand	22	193	11.4	705	2158	32.7
Meaningful contributions to society	139	193	72.0	876	2158	40.6
Respected positions	51	193	26.4	404	2158	18.7

**Table 17**  
**Hours spent working**

<b>Activities</b>	<b>N</b>	<b>None</b>	<b>1-5</b>	<b>6-10</b>	<b>11-15</b>	<b>16-20</b>	<b>21-30</b>	<b>31+</b>
Internship	193	25.2	9.2	10.9	11.8	5.0	9.2	28.6
Off-campus Employment	193	35.3	4.2	10.1	8.4	18.5	15.1	8.4
On-campus Employment	193	47.9	2.5	13.4	15.1	13.4	5.9	1.7
Volunteer (unpaid) activities	193	18.5	43.7	23.5	6.7	3.4	1.7	2.5



**Table 18**  
**Interactions with faculty**

	College		University	
	N	Percentage	N	Percentage
<b>How often did you interact with faculty outside of class time</b>				
Occasionally	116	61.4	1091	52.7
Never	2	1.1	38	1.8
Often	35	18.5	494	23.9
Rarely	36	19.0	446	21.6
Total	189	100.0	2069	100.0

**Table 19**  
**Switch Majors**

	College		University	
	N	Percentage	N	Percentage
<b>Did you officially switch majors while attending K State</b>				
Yes, twice	12	6.2	210	9.9
No	114	59.1	1112	52.5
Yes, three or more	9	4.7	69	3.3
Yes, once	58	30.1	726	34.3
Total	193	100.0	2117	100.0

**Table 20**  
**Plans after Graduation**

	College		University	
	N	Percentage	N	Percentage
<b>What are your plans after graduation</b>				
Starting or raising a family	2	1.7	11	0.8
Will begin to look for a job	66	55.5	335	25.6
Volunteer service(Peace Corps, Americorp, etc)	0	0.0	13	1.0
No plans for a job at this time	0	0.0	9	0.7
Have a job that will continue after graduation	7	5.9	138	10.5

Other	1	0.8	37	2.8
Pursue additional undergraduate education	2	1.7	36	2.7
Will attend graduate school	14	11.8	260	19.8
Have a job lined up to begin after graduation	26	21.8	453	34.6
Military	1	0.8	18	1.4
Total	119	100.0	1310	100.0

**Table 21**  
**Courses in Distance Education**

What percentage of courses at K State did you complete through distance education i.e. online video conferencing etc	College		University	
	N	Percentage	N	Percentage
26%-50%	5	2.6	46	2.2
All my courses were completed through distance education	0	0.0	30	1.4
None	83	43.0	781	36.9
51%-75%	0	0.0	17	0.8
76%-99%	3	1.6	22	1.0
25% or less	102	52.8	1221	57.7
Total	193	100.0	2117	100.0

**Table 22**  
**Research at K-State**

Involved in Research	College		University	
	N	Percentage	N	Percentage
Yes	60	31.7	862	41.7
No	129	68.3	1207	58.3
Total	189	100.0	2069	100.0
<b>Contribution of your mentor to success</b>				

Good	26	44.1	394	46.6
Inadequate	3	5.1	36	4.3
Excellent	17	28.8	254	30.0
Fair	13	22.0	162	19.1
Total	59	100.0	846	100.0
<b>How many semesters were you involved in undergraduate research creative endeavor projects</b>				
Three	5	8.5	90	10.6
One	43	72.9	499	59.0
Four	0	0.0	33	3.9
Five	0	0.0	30	3.5
Two	11	18.6	194	22.9
Total	59	100.0	846	100.0
<b>To What extend to you feel the undergraduate research creative endeavor experience contributed to your academic success</b>				
Some	0	0.0	372	44.0
None	6	10.2	44	5.2
Very Much	16	27.1	267	31.6
Very Little	9	15.3	163	19.3
Total	31	100.0	846	100.0
<b>Did your undergraduate research creative endeavor experience contribute to career choices</b>				
Definitely	16	27.1	243	28.7
No	22	37.3	274	32.4
Somewhat	21	35.6	329	38.9
Total	59	100.0	846	100.0

**Table 23**  
**University Research Presentation**

	College			University		
	N1	Total1	Percentage1	N2	Total2	Percentage2
<b>University research seminar presentation/poster</b>						
Class presentation	46	193	23.8	622	2158	28.8
Oral presentation at a conference outside campus	10	193	5.2	149	2158	6.9
Peer reviewed publication	8	193	4.1	172	2158	8.0
Poster at a conference outside campus	4	193	2.1	131	2158	6.1
Public performance/exhibition on campus	10	193	5.2	191	2158	8.9
Public performance/exhibition outside of campus	4	193	2.1	111	2158	5.1
Other	10	193	5.2	238	2158	11.0