

2012 – 2013 Senior Survey College of Business Administration Survey Report

Office of Assessment
July 2013

College of Business Administration

**Table 1
Demographic Information**

	College		University	
	N	Percentage	N	Percentage
Gender				
Male	152	51.9	971	46.0
Female	141	48.1	1140	54.0
Total	293	100.0	2111	100.0
Are you a U.S citizen?				
Yes	253	86.3	2017	95.5
No	40	13.7	94	4.5
Total	293	100.0	2111	100.0
Ethnicity Race				
I prefer not to respond	4	1.4	60	2.8
Black, Non-Hispanic	6	2.0	44	2.1
White, Non-Hispanic	228	77.8	1806	85.6
Multiracial	2	0.7	32	1.5
American Indian/ Alaskan Native	1	0.3	17	0.8
Hispanic/Spanish/Latin American	5	1.7	44	2.1
Mexican/Mexican American	2	0.7	24	1.1
Asian or Pacific Islander	40	13.7	70	3.3
Other	5	1.7	14	0.7
Total	293	100.0	2111	100.0
Age				
23	72	24.6	547	25.9
Under 22	31	10.6	230	10.9
24-26	50	17.1	311	14.7
Over 26	23	7.8	172	8.1
22	117	39.9	851	40.3
Total	293	100.0	2111	100.0

G P A				
3.00 - 3.49	134	45.7	821	38.9
Less than 2.5	5	1.7	59	2.8
3.50 - 4.00	82	28.0	726	34.4
I prefer not to respond	3	1.0	21	1.0
2.50 - 2.99	69	23.5	484	22.9
Total	293	100.0	2111	100.0

Table 2
Type of Institution Transferred From

ID	N
A private four-year public university	22
A two-year college	186
An out-of-state four-year public university	23
Another Kansas four-year public university	44
High School	154
Other	21

Table 3
Graduated with an Undergraduate Certificate and/or Minor(s)

ID	N
Currently enrolled in concurrent B.S/M.S program	8
Dual Major	56
Secondary Major	6
Undergraduate Certificate	20
Undergraduate Minor	79

STUDENT'S MAJOR

Table 4
Student's Major

What was your undergraduate major	N	Percentage	Percentage of University Graduates
Accounting	63	21.4	3.0
College of Business Administration	4	1.4	0.2
Entrepreneurship	12	4.1	0.6
Finance	56	19.0	2.6
General Business Administration	24	8.1	1.1
Management	51	17.3	2.4
Management Information Systems	23	7.8	1.1
Marketing	62	21.0	2.9
Total	295	100.0	13.9

PARTICIPATION IN MAJOR

Table 5
Respondent's Rating Fellow Students in Major

	College		University	
	N	Percentage	N	Percentage
Career Oriented				
Neutral	19	6.6	195	9.3
Can't Judge	11	3.8	68	3.2
Strongly Disagree	4	1.4	19	0.9
Agree	94	32.4	746	35.6
Strongly Agree	161	55.5	1029	49.1
Disagree	1	0.3	39	1.9
Serious about their studies				
Neutral	39	13.4	283	13.5
Can't Judge	10	3.4	55	2.6
Strongly Disagree	2	0.7	18	0.9

Agree	128	44.1	923	44.0
Strongly Agree	100	34.5	754	36.0
Disagree	11	3.8	63	3.0
Supportive and helpful to each other in meeting the academic demands of the program				
Neutral	30	10.3	222	10.6
Can't Judge	9	3.1	65	3.1
Strongly Disagree	3	1.0	20	1.0
Agree	134	46.2	808	38.5
Strongly Agree	104	35.9	935	44.6
Disagree	10	3.4	46	2.2
Academically honest				
Neutral	33	11.4	231	11.0
Can't Judge	13	4.5	112	5.3
Strongly Disagree	5	1.7	20	1.0
Agree	115	39.7	815	38.9
Strongly Agree	114	39.3	865	41.3
Disagree	10	3.4	53	2.5
Interested in broad range of ideas from many disciplines				
Neutral	47	16.2	318	15.2
Can't Judge	21	7.2	100	4.8
Strongly Disagree	5	1.7	23	1.1
Agree	109	37.6	807	38.5
Strongly Agree	85	29.3	739	35.3
Disagree	23	7.9	109	5.2
Find value working in groups				
Neutral	58	20.0	389	18.6
Can't Judge	12	4.1	87	4.2
Strongly Disagree	11	3.8	53	2.5
Agree	105	36.2	762	36.4
Strongly Agree	70	24.1	650	31.0
Disagree	34	11.7	155	7.4

Competitive with each other				
Neutral	52	17.9	453	21.6
Can't Judge	15	5.2	101	4.8
Strongly Disagree	6	2.1	45	2.1
Agree	116	40.0	752	35.9
Strongly Agree	82	28.3	584	27.9
Disagree	19	6.6	161	7.7

TABLE 6
Respondent's Rating Fellow Students in Major w/o "Can't Judge"

	College		University	
	N	Percentage	N	Percentage
Career Oriented				
Neutral	19	6.8	195	9.6
Strongly Disagree	4	1.4	19	0.9
Agree	94	33.7	746	36.8
Strongly Agree	161	57.7	1029	50.7
Disagree	1	0.4	39	1.9
Serious about their studies				
Neutral	39	13.9	283	13.9
Strongly Disagree	2	0.7	18	0.9
Agree	128	45.7	923	45.2
Strongly Agree	100	35.7	754	36.9
Disagree	11	3.9	63	3.1
Supportive and helpful to each other in meeting the academic demands of the program				
Neutral	30	10.7	222	10.9
Strongly Disagree	3	1.1	20	1.0
Agree	134	47.7	808	39.8
Strongly Agree	104	37.0	935	46.0
Disagree	10	3.6	46	2.3
Academically honest				

Neutral	33	11.9	231	11.6
Strongly Disagree	5	1.8	20	1.0
Agree	115	41.5	815	41.1
Strongly Agree	114	41.2	865	43.6
Disagree	10	3.6	53	2.7
Interested in broad range of ideas from many disciplines				
Neutral	47	17.5	318	15.9
Strongly Disagree	5	1.9	23	1.2
Agree	109	40.5	807	40.4
Strongly Agree	85	31.6	739	37.0
Disagree	23	8.6	109	5.5
Find value working in groups				
Neutral	58	20.9	389	19.4
Strongly Disagree	11	4.0	53	2.6
Agree	105	37.8	762	37.9
Strongly Agree	70	25.2	650	32.4
Disagree	34	12.2	155	7.7
Competitive with each other				
Neutral	52	18.9	453	22.7
Strongly Disagree	6	2.2	45	2.3
Agree	116	42.2	752	37.7
Strongly Agree	82	29.8	584	29.3
Disagree	19	6.9	161	8.1

**Table 7
Respondent's Educational Experience within Major**

	College		University	
	N1	Percentage1	N2	Percentage2
Faculty are accessible for out of class assistance				
Neutral	25	8.7	141	6.8
Can't Judge	4	1.4	29	1.4
Strongly Disagree	6	2.1	20	1.0

Agree	120	42.0	853	41.2
Strongly Agree	127	44.4	980	47.4
Disagree	4	1.4	46	2.2
Faculty are effective teachers				
Neutral	39	13.6	216	10.4
Can't Judge	4	1.4	17	0.8
Strongly Disagree	6	2.1	20	1.0
Agree	134	46.9	944	45.6
Strongly Agree	94	32.9	822	39.7
Disagree	9	3.1	50	2.4
Faculty are interested in the academic and professional development of students				
Neutral	28	9.8	173	8.4
Can't Judge	2	0.7	25	1.2
Strongly Disagree	5	1.7	21	1.0
Agree	119	41.6	791	38.2
Strongly Agree	123	43.0	1019	49.3
Disagree	9	3.1	40	1.9
Faculty introduced students to a broad range of ideas perspectives and worldviews				
Neutral	34	11.9	204	9.9
Can't Judge	5	1.7	32	1.5
Strongly Disagree	5	1.7	22	1.1
Agree	133	46.5	848	41.0
Strongly Agree	100	35.0	907	43.8
Disagree	9	3.1	56	2.7
Faculty are interested in personal development of students				
Neutral	32	11.2	216	10.4
Can't Judge	6	2.1	40	1.9
Strongly Disagree	9	3.1	33	1.6
Agree	120	42.0	817	39.5
Strongly Agree	105	36.7	884	42.7

Disagree	14	4.9	79	3.8
Faculty listen and respond to undergraduates regarding student needs concerns and suggestions				
Neutral	36	12.6	224	10.8
Can't Judge	8	2.8	44	2.1
Strongly Disagree	10	3.5	32	1.5
Agree	121	42.3	846	40.9
Strongly Agree	99	34.6	852	41.2
Disagree	12	4.2	71	3.4
Faculty Advisor provided high quality advising				
Neutral	34	11.9	275	13.3
Can't Judge	6	2.1	34	1.6
Strongly Disagree	16	5.6	88	4.3
Agree	107	37.4	686	33.2
Strongly Agree	99	34.6	830	40.1
Disagree	24	8.4	156	7.5
Faculty Advisor Staff provided support in finding appropriate employment or pursuing graduate study				
Neutral	45	15.7	307	14.8
Can't Judge	14	4.9	108	5.2
Strongly Disagree	21	7.3	107	5.2
Agree	107	37.4	685	33.1
Strongly Agree	73	25.5	711	34.4
Disagree	26	9.1	151	7.3

Table 8
Respondent's Educational Experience within Major w/o "Can't Judge"

	College		University	
	N1	Percentage1	N2	Percentage2
Faculty are accessible for out of class assistance				
Neutral	25	8.9	141	6.9
Strongly Disagree	6	2.1	20	1.0
Agree	120	42.6	853	41.8
Strongly Agree	127	45.0	980	48.0
Disagree	4	1.4	46	2.3
Faculty are effective teachers				
Neutral	39	13.8	216	10.5
Strongly Disagree	6	2.1	20	1.0
Agree	134	47.5	944	46.0
Strongly Agree	94	33.3	822	40.1
Disagree	9	3.2	50	2.4
Faculty are interested in the academic and professional development of students				
Neutral	28	9.9	173	8.5
Strongly Disagree	5	1.8	21	1.0
Agree	119	41.9	791	38.7
Strongly Agree	123	43.3	1019	49.9
Disagree	9	3.2	40	2.0
Faculty introduced students to a broad range of ideas perspectives and worldviews				
Neutral	34	12.1	204	10.0
Strongly Disagree	5	1.8	22	1.1
Agree	133	47.3	848	41.6
Strongly Agree	100	35.6	907	44.5
Disagree	9	3.2	56	2.7
Faculty are interested in personal development of students				
Neutral	32	11.4	216	10.6

Strongly Disagree	9	3.2	33	1.6
Agree	120	42.9	817	40.3
Strongly Agree	105	37.5	884	43.6
Disagree	14	5.0	79	3.9
Faculty listen and respond to undergraduates regarding student needs concerns and suggestions				
Neutral	36	12.9	224	11.1
Strongly Disagree	10	3.6	32	1.6
Agree	121	43.5	846	41.8
Strongly Agree	99	35.6	852	42.1
Disagree	12	4.3	71	3.5
Faculty Advisor provided high quality advising				
Neutral	34	12.1	275	13.5
Strongly Disagree	16	5.7	88	4.3
Agree	107	38.2	686	33.7
Strongly Agree	99	35.4	830	40.8
Disagree	24	8.6	156	7.7
Faculty Advisor Staff provided support in finding appropriate employment or pursuing graduate study				
Neutral	45	16.5	307	15.7
Strongly Disagree	21	7.7	107	5.5
Agree	107	39.3	685	34.9
Strongly Agree	73	26.8	711	36.3
Disagree	26	9.6	151	7.7

Table 9
Encouragement within Major

	College		University	
	N1	Percentage1	N2	Percentage2
Become personally acquainted with the department s faculty				
Neutral	42	14.5	269	12.8
Can't Judge	9	3.1	62	3.0
Strongly Disagree	9	3.1	35	1.7
Agree	117	40.3	731	34.9
Strongly Agree	96	33.1	874	41.7
Disagree	17	5.9	125	6.0
Participate in professional interest groups				
Neutral	41	14.1	334	15.9
Can't Judge	8	2.8	76	3.6
Strongly Disagree	7	2.4	39	1.9
Agree	107	36.9	775	37.0
Strongly Agree	118	40.7	754	36.0
Disagree	9	3.1	118	5.6
Attend professional seminars and colloquia				
Neutral	47	16.2	371	17.7
Can't Judge	12	4.1	84	4.0
Strongly Disagree	8	2.8	47	2.2
Agree	104	35.9	727	34.7
Strongly Agree	102	35.2	724	34.5
Disagree	17	5.9	143	6.8
Become familiar with current and emerging technology				
Neutral	45	15.5	315	15.0
Can't Judge	12	4.1	77	3.7
Strongly Disagree	7	2.4	49	2.3
Agree	108	37.2	765	36.5
Strongly Agree	102	35.2	777	37.1

Disagree	16	5.5	113	5.4
Participate in research or creative projects with faculty or other students				
Neutral	62	21.4	357	17.0
Can't Judge	15	5.2	87	4.2
Strongly Disagree	13	4.5	45	2.1
Agree	104	35.9	759	36.2
Strongly Agree	64	22.1	671	32.0
Disagree	32	11.0	177	8.4

Table 10
Encouragement within Major w/o "Can't judge"

	College		University	
Become personally acquainted with the department s faculty	N1	Percentage1	N2	Percentage2
Neutral	42	14.9	269	13.2
Strongly Disagree	9	3.2	35	1.7
Agree	117	41.6	731	35.9
Strongly Agree	96	34.2	874	43.0
Disagree	17	6.0	125	6.1
Participate in professional interest groups				
Neutral	41	14.5	334	16.5
Strongly Disagree	7	2.5	39	1.9
Agree	107	37.9	775	38.4
Strongly Agree	118	41.8	754	37.3
Disagree	9	3.2	118	5.8
Attend professional seminars and colloquia				
Neutral	47	16.9	371	18.4
Strongly Disagree	8	2.9	47	2.3
Agree	104	37.4	727	36.1
Strongly Agree	102	36.7	724	36.0
Disagree	17	6.1	143	7.1

Become familiar with current and emerging technology				
Neutral	45	16.2	315	15.6
Strongly Disagree	7	2.5	49	2.4
Agree	108	38.8	765	37.9
Strongly Agree	102	36.7	777	38.5
Disagree	16	5.8	113	5.6
Participate in research or creative projects with faculty or other students				
Neutral	62	22.5	357	17.8
Strongly Disagree	13	4.7	45	2.2
Agree	104	37.8	759	37.8
Strongly Agree	64	23.3	671	33.4
Disagree	32	11.6	177	8.8

**Table 11
Student's Rating of Major**

	College		University	
	N1	Percentage1	N2	Percentage2
Characterized by mutual respect between undergraduate majors and professors				
Neutral	33	11.4	167	8.0
Can't Judge	7	2.4	43	2.1
Strongly Disagree	6	2.1	24	1.1
Agree	105	36.2	773	36.9
Strongly Agree	125	43.1	1031	49.2
Disagree	14	4.8	58	2.8
Academically stimulating				
Neutral	34	11.7	150	7.2
Can't Judge	4	1.4	32	1.5
Strongly Disagree	4	1.4	17	0.8
Agree	107	36.9	777	37.1
Strongly Agree	130	44.8	1079	51.5
Disagree	11	3.8	41	2.0

Table 12
Student's Rating of Major w/o "Can't Judge"

	College		University	
	N1	Percentage1	N2	Percentage2
Characterized by mutual respect between undergraduate majors and professors				
Neutral	33	11.7	167	8.1
Strongly Disagree	6	2.1	24	1.2
Agree	105	37.1	773	37.7
Strongly Agree	125	44.2	1031	50.2
Disagree	14	4.9	58	2.8
Academically stimulating				
Neutral	34	11.9	150	7.3
Strongly Disagree	4	1.4	17	0.8
Agree	107	37.4	777	37.6
Strongly Agree	130	45.5	1079	52.3
Disagree	11	3.8	41	2.0

SATISFACTION WITH SERVICES AND FACILITIES

TABLE 13
Satisfaction with K-State Offices

	College		University	
	N	Percentage	N	Percentage
Office of Student Financial Assistance				
Used and was Dissatisfied	32	12.1	242	12.4
Did not know about	7	2.7	44	2.3
Used and was Satisfied	121	45.8	1006	51.7
Knew about, but Did Not Use	104	39.4	654	33.6
Office of the Registrar				
Used and was Dissatisfied	17	6.4	93	4.8
Did not know about	18	6.8	124	6.4
Used and was Satisfied	160	60.6	1228	63.1
Knew about, but Did Not Use	69	26.1	501	25.7

Office of Non Traditional and Veteran Student Services				
Used and was Dissatisfied	11	4.2	46	2.4
Did not know about	95	36.0	671	34.5
Used and was Satisfied	26	9.8	190	9.8
Knew about, but Did Not Use	132	50.0	1039	53.4
Office of Student Life				
Used and was Dissatisfied	10	3.8	79	4.1
Did not know about	46	17.4	195	10.0
Used and was Satisfied	66	25.0	488	25.1
Knew about, but Did Not Use	142	53.8	1184	60.8
Office of Diversity				
Used and was Dissatisfied	7	2.7	47	2.4
Did not know about	72	27.3	561	28.8
Used and was Satisfied	27	10.2	145	7.5
Knew about, but Did Not Use	158	59.8	1193	61.3
Office of Career and Employment Services				
Used and was Dissatisfied	29	11.0	153	7.9
Did not know about	5	1.9	42	2.2
Used and was Satisfied	180	68.2	1139	58.5
Knew about, but Did Not Use	50	18.9	612	31.4
Office of Student Activities Services Activities carnival Safe Ride student legal services etc				
Used and was Dissatisfied	12	4.5	81	4.2
Did not know about	17	6.4	143	7.3
Used and was Satisfied	111	42.0	811	41.7
Knew about, but Did Not Use	124	47.0	911	46.8
Office of Parking Services				
Used and was Dissatisfied	87	33.0	740	38.0
Did not know about	8	3.0	65	3.3
Used and was Satisfied	103	39.0	696	35.8
Knew about, but Did Not Use	66	25.0	445	22.9
Counseling Services				
Used and was Dissatisfied	10	3.8	99	5.1
Did not know about	27	10.2	157	8.1
Used and was Satisfied	49	18.6	369	19.0

Knew about, but Did Not Use	178	67.4	1321	67.9
Women s Center				
Used and was Dissatisfied	11	4.2	53	2.7
Did not know about	53	20.1	416	21.4
Used and was Satisfied	31	11.7	230	11.8
Knew about, but Did Not Use	169	64.0	1247	64.1
Disability Support Services				
Used and was Dissatisfied	8	3.0	49	2.5
Did not know about	41	15.5	352	18.1
Used and was Satisfied	20	7.6	144	7.4
Knew about, but Did Not Use	195	73.9	1401	72.0
Academic and Career Information Center				
Used and was Dissatisfied	12	4.5	71	3.6
Did not know about	44	16.7	409	21.0
Used and was Satisfied	73	27.7	425	21.8
Knew about, but Did Not Use	135	51.1	1041	53.5
Academic Assistance Center PILOTS study skills testing services university Experience etc				
Used and was Dissatisfied	10	3.8	46	2.4
Did not know about	74	28.0	590	30.3
Used and was Satisfied	35	13.3	196	10.1
Knew about, but Did Not Use	145	54.9	1114	57.2
Educational Support Services TRio tutoring writing and math assistance etc				
Used and was Dissatisfied	13	4.9	85	4.4
Did not know about	37	14.0	379	19.5
Used and was Satisfied	60	22.7	386	19.8
Knew about, but Did Not Use	154	58.3	1096	56.3

Satisfaction with Library Services

	College		University	
	N	Percentage	N	Percentage
Library facilities				
Used and was Dissatisfied	27	10.2	125	6.4
Did not know about	1	0.4	16	0.8
Used and was Satisfied	228	86.4	1678	86.5
Knew about, but Did Not Use	8	3.0	121	6.2
Library staff assistance in search effectively finding information learning how to use the libraries				
Used and was Dissatisfied	13	4.9	54	2.8
Did not know about	1	0.4	23	1.2
Used and was Satisfied	209	79.2	1468	75.7
Knew about, but Did Not Use	41	15.5	394	20.3
Library holdings quality and quantity				
Used and was Dissatisfied	16	6.1	70	3.6
Did not know about	8	3.0	83	4.3
Used and was Satisfied	162	61.4	1198	61.8
Knew about, but Did Not Use	78	29.5	588	30.3
Access to electronic library resources				
Used and was Dissatisfied	17	6.4	104	5.4
Did not know about	3	1.1	25	1.3
Used and was Satisfied	224	84.8	1619	83.5
Knew about, but Did Not Use	20	7.6	191	9.9

Satisfaction with Student Life Services

	College		University	
	N	Percentage	N	Percentage
Residence hall food service				
Used and was Dissatisfied	26	9.9	146	7.5
Did not know about	5	1.9	66	3.4
Used and was Satisfied	147	56.1	1086	56.0
Knew about, but Did Not Use	84	32.1	641	33.1

Residence hall facilities				
Used and was Dissatisfied	33	12.6	187	9.6
Did not know about	6	2.3	73	3.8
Used and was Satisfied	132	50.4	990	51.1
Knew about, but Did Not Use	91	34.7	688	35.5
Residence hall services and programs				
Used and was Dissatisfied	27	10.3	163	8.4
Did not know about	9	3.4	97	5.0
Used and was Satisfied	114	43.5	882	45.6
Knew about, but Did Not Use	112	42.7	793	41.0
Lafene Health Center				
Used and was Dissatisfied	44	16.8	359	18.5
Did not know about	0	0.0	38	2.0
Used and was Satisfied	161	61.5	1154	59.5
Knew about, but Did Not Use	57	21.8	388	20.0
K State Student Union food service				
Used and was Dissatisfied	25	9.6	140	7.2
Did not know about	2	0.8	43	2.2
Used and was Satisfied	205	78.5	1481	76.5
Knew about, but Did Not Use	29	11.1	271	14.0
Union Program council UPC				
Used and was Dissatisfied	12	4.6	56	2.9
Did not know about	29	11.1	218	11.3
Used and was Satisfied	103	39.5	879	45.4
Knew about, but Did Not Use	117	44.8	784	40.5
Greek Experience fraternity sorority				
Used and was Dissatisfied	20	7.6	113	5.8
Did not know about	17	6.5	110	5.7
Used and was Satisfied	79	30.2	481	24.8
Knew about, but Did Not Use	146	55.7	1234	63.7
Recreation Services				
Used and was Dissatisfied	19	7.3	120	6.2

Did not know about	11	4.2	74	3.8
Used and was Satisfied	196	74.8	1400	72.3
Knew about, but Did Not Use	36	13.7	342	17.7
University Life Cafe				
Used and was Dissatisfied	7	2.7	35	1.8
Did not know about	72	27.6	567	29.3
Used and was Satisfied	45	17.2	255	13.2
Knew about, but Did Not Use	137	52.5	1079	55.7
Center for Child Development				
Used and was Dissatisfied	6	2.3	29	1.5
Did not know about	62	23.7	433	22.4
Used and was Satisfied	20	7.6	126	6.5
Knew about, but Did Not Use	174	66.4	1349	69.6
Multicultural Student Organizations				
Used and was Dissatisfied	5	1.9	38	2.0
Did not know about	55	21.2	371	19.2
Used and was Satisfied	32	12.3	179	9.3
Knew about, but Did Not Use	168	64.6	1346	69.6
Alcohol and other drug educational services				
Used and was Dissatisfied	6	2.3	46	2.4
Did not know about	61	23.3	466	24.1
Used and was Satisfied	29	11.1	152	7.9
Knew about, but Did Not Use	166	63.4	1272	65.7
Healthy Decisions assists students with identifying sources of support				
Used and was Dissatisfied	7	2.7	33	1.7
Did not know about	66	25.2	496	25.6
Used and was Satisfied	27	10.3	155	8.0
Knew about, but Did Not Use	162	61.8	1252	64.7

Satisfaction of Student Academic Services

	College		University	
	N	Percentage	N	Percentage
Recruitment materials and manner in which information was made available to you				
Used and was Dissatisfied	12	4.6	73	3.8
Did not know about	26	9.9	342	17.7
Used and was Satisfied	143	54.6	970	50.1
Knew about, but Did Not Use	81	30.9	550	28.4
Admissions services and online application				
Used and was Dissatisfied	15	5.7	103	5.3
Did not know about	6	2.3	111	5.7
Used and was Satisfied	204	78.2	1484	76.7
Knew about, but Did Not Use	36	13.8	237	12.2
i SIS and its many applications				
Used and was Dissatisfied	32	12.3	261	13.5
Did not know about	0	0.0	17	0.9
Used and was Satisfied	226	86.6	1598	82.6
Knew about, but Did Not Use	3	1.1	58	3.0
DARS Degree Audit Registration System				
Used and was Dissatisfied	32	12.2	228	11.8
Did not know about	4	1.5	30	1.6
Used and was Satisfied	218	83.2	1571	81.3
Knew about, but Did Not Use	8	3.1	103	5.3
Scholarship House (Clovia, Smith, Smurthwaite)				
Used and was Dissatisfied	10	3.8	42	2.2
Did not know about	56	21.4	407	21.0
Used and was Satisfied	27	10.3	161	8.3
Knew about, but Did Not Use	169	64.5	1325	68.5

Developing Scholars Program				
Used and was Dissatisfied	7	2.7	27	1.4
Did not know about	114	43.7	910	47.2
Used and was Satisfied	29	11.1	142	7.4
Knew about, but Did Not Use	111	42.5	851	44.1
Mc Nair Scholars Program				
Used and was Dissatisfied	6	2.3	31	1.6
Did not know about	126	48.3	973	50.3
Used and was Satisfied	26	10.0	125	6.5
Knew about, but Did Not Use	103	39.5	805	41.6
Convocations Lectures				
Used and was Dissatisfied	11	4.2	46	2.4
Did not know about	42	16.0	394	20.4
Used and was Satisfied	113	43.1	667	34.5
Knew about, but Did Not Use	96	36.6	824	42.7

Satisfaction with additional services/areas

	College		University	
	N	Percentage	N	Percentage
Parking Availability				
Neutral	54	20.5	347	17.9
Did not use/attend	23	8.7	152	7.8
Very Dissatisfied	70	26.5	571	29.4
Satisfied	33	12.5	237	12.2
Very Satisfied	10	3.8	51	2.6
Dissatisfied	74	28.0	584	30.1
Parking Facilities maintenance appearance etc				
Neutral	69	26.1	533	27.5
Did not use/attend	24	9.1	149	7.7
Very Dissatisfied	20	7.6	210	10.8
Satisfied	80	30.3	588	30.3
Very Satisfied	43	16.3	236	12.2

Dissatisfied	28	10.6	224	11.5
Campus bookstore				
Neutral	49	18.6	377	19.4
Did not use/attend	14	5.3	92	4.7
Very Dissatisfied	13	4.9	81	4.2
Satisfied	112	42.4	804	41.4
Very Satisfied	52	19.7	411	21.2
Dissatisfied	24	9.1	177	9.1
Campus safety				
Neutral	34	13.0	281	14.5
Did not use/attend	24	9.2	158	8.2
Very Dissatisfied	0	0.0	14	0.7
Satisfied	95	36.3	699	36.1
Very Satisfied	105	40.1	739	38.2
Dissatisfied	4	1.5	45	2.3
Mc Cain Performance Series				
Neutral	52	19.7	381	19.6
Did not use/attend	68	25.8	543	28.0
Very Dissatisfied	0	0.0	11	0.6
Satisfied	71	26.9	455	23.4
Very Satisfied	70	26.5	527	27.2
Dissatisfied	3	1.1	24	1.2
Collegian campus newspaper				
Neutral	62	23.5	482	24.8
Did not use/attend	23	8.7	177	9.1
Very Dissatisfied	13	4.9	141	7.3
Satisfied	84	31.8	588	30.3
Very Satisfied	47	17.8	305	15.7
Dissatisfied	35	13.3	248	12.8
Royal Purple Yearbook				
Neutral	79	30.0	542	28.0
Did not use/attend	122	46.4	1008	52.0

Very Dissatisfied	4	1.5	53	2.7
Satisfied	29	11.0	189	9.7
Very Satisfied	19	7.2	92	4.7
Dissatisfied	10	3.8	55	2.8

FIGURE 1

Development of Academic, scholarly and Intellectual Qualities

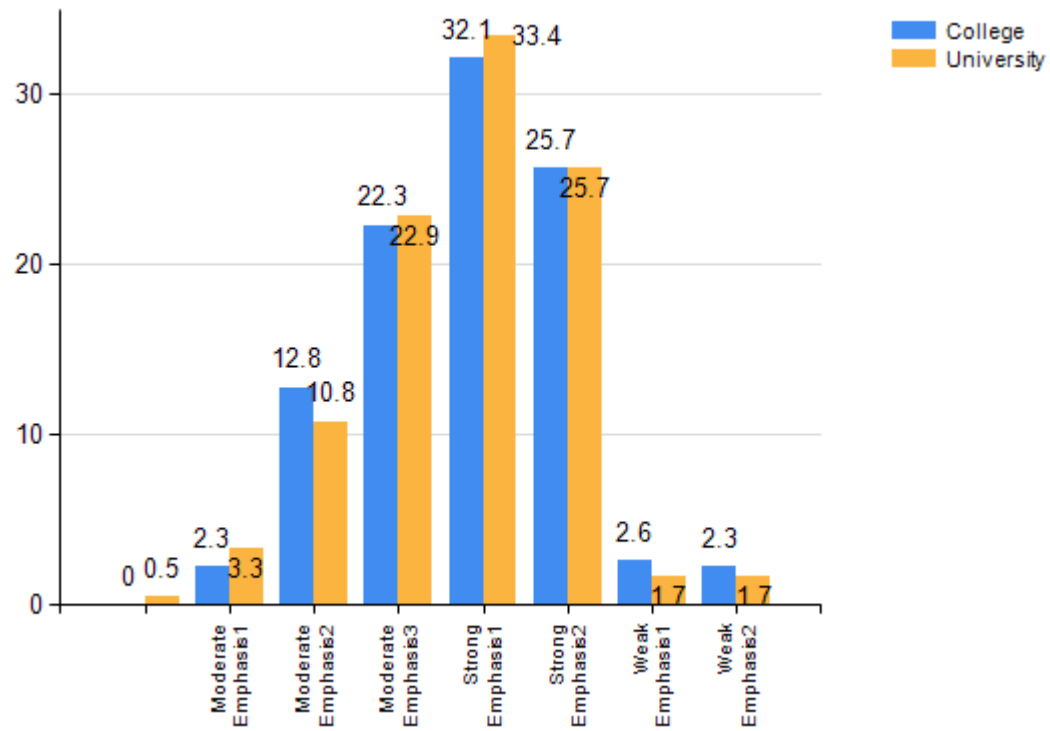


FIGURE 2
Development of Aesthetic, Expressive and Creative Qualities

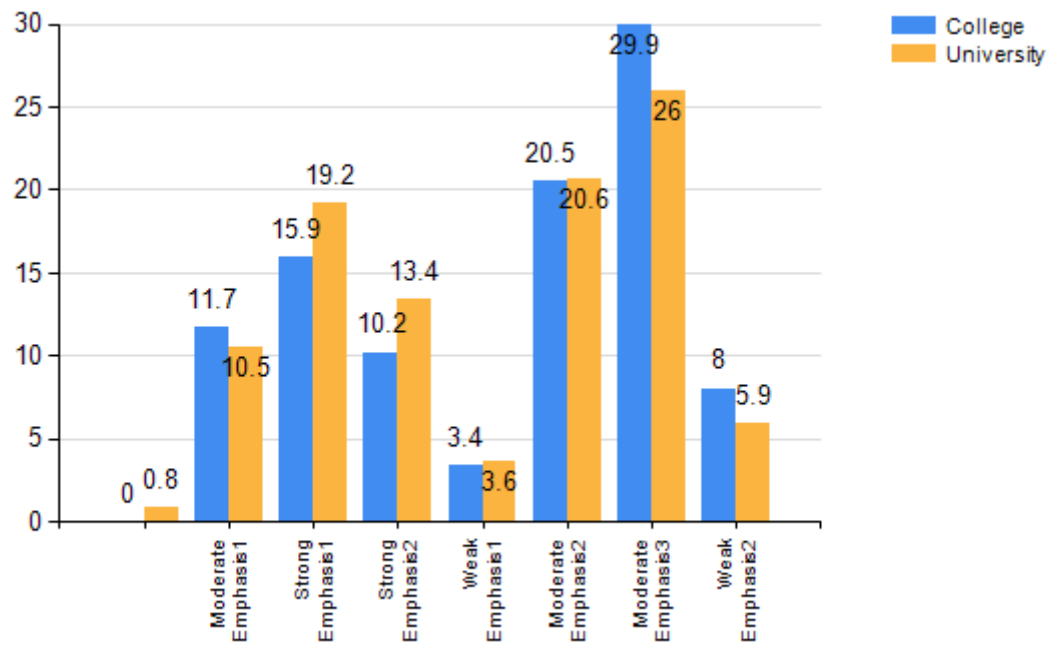


FIGURE 3
Being Critical, evaluative and analytical

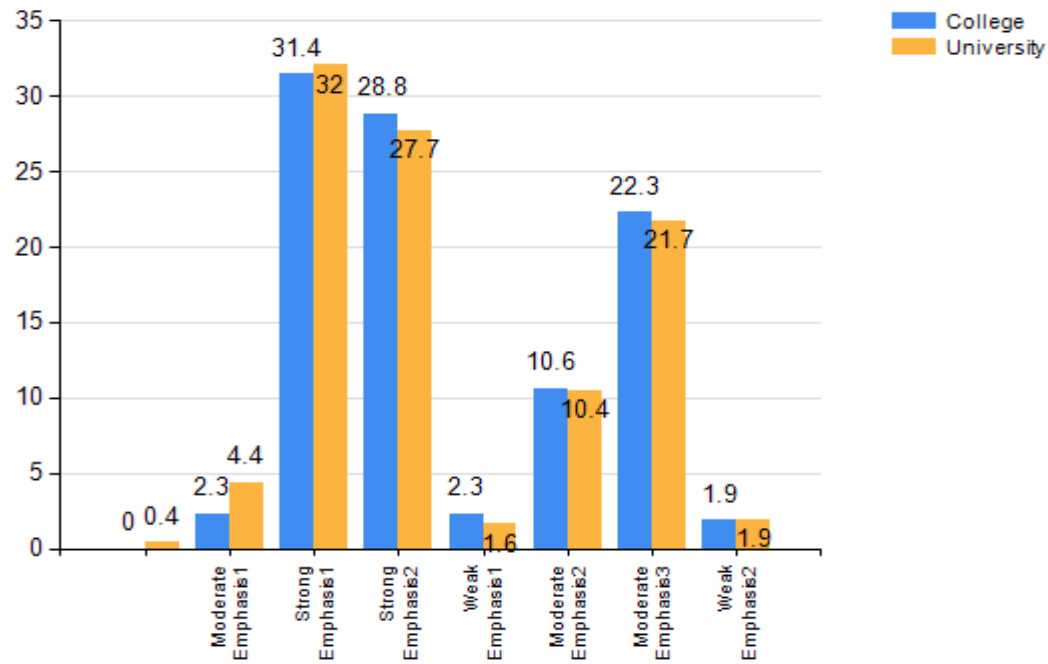


FIGURE 4
Development of vocational and Occupational competence

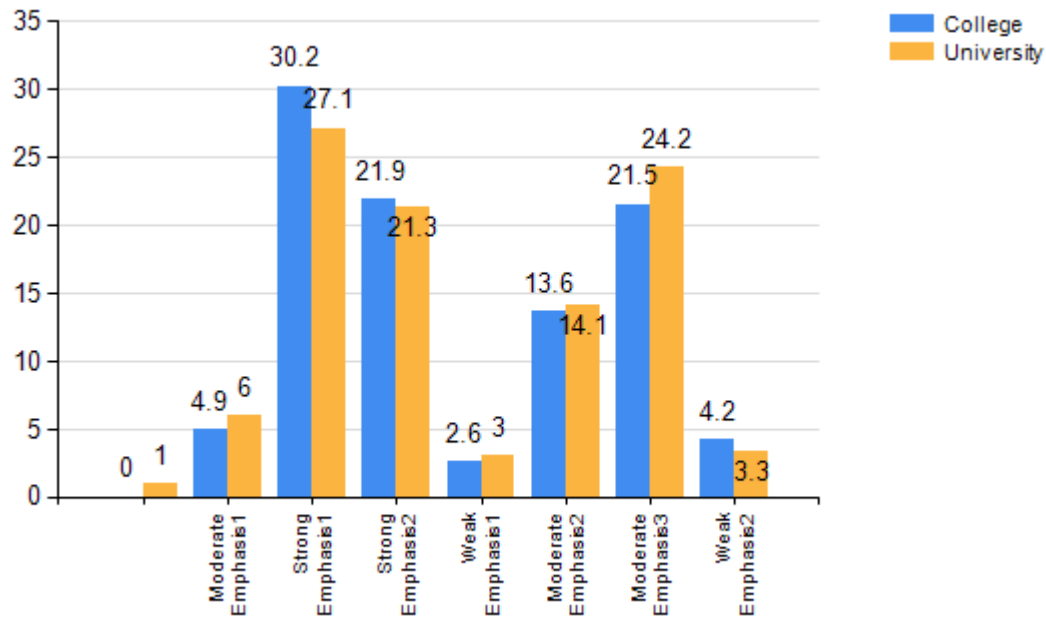


FIGURE 5
Personal relevance and practical value of your courses

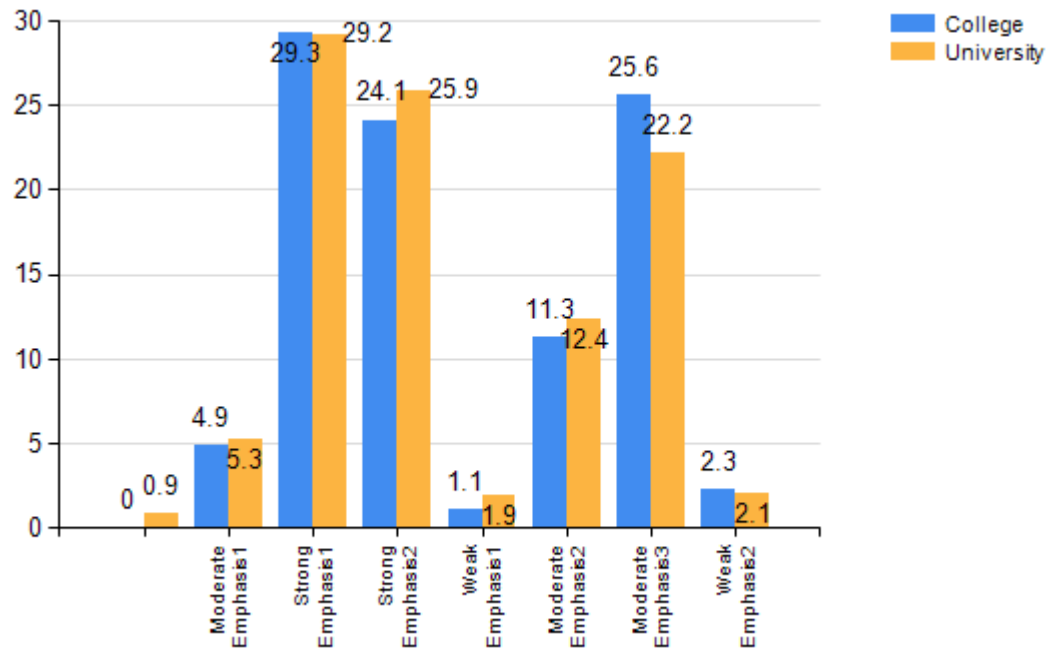


FIGURE 6
Relationships with Other Students, Student Groups and Activities

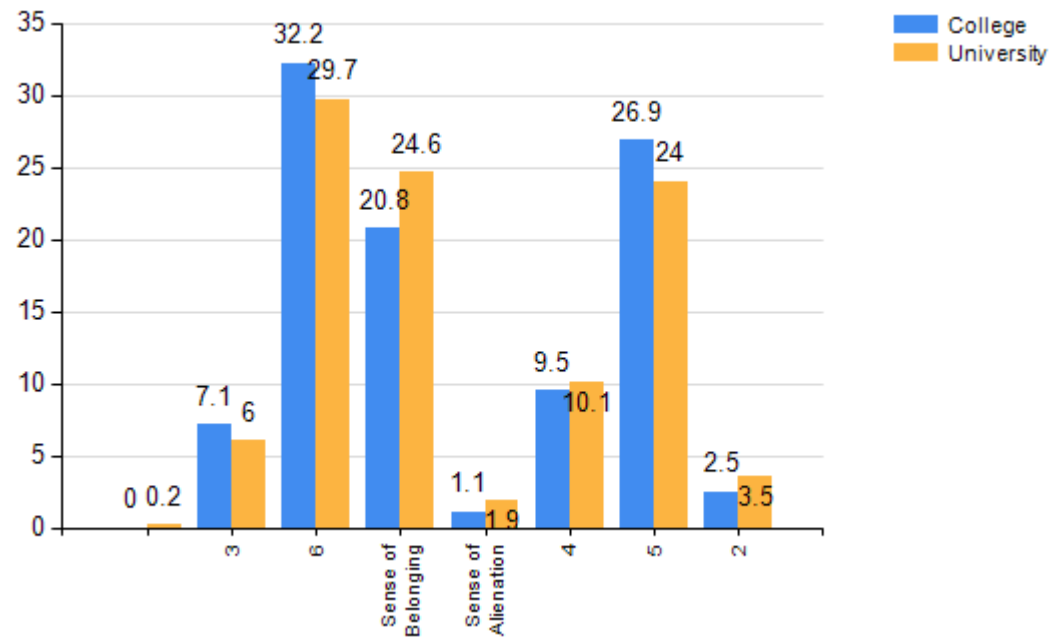


FIGURE 7
Relationships with faculty members

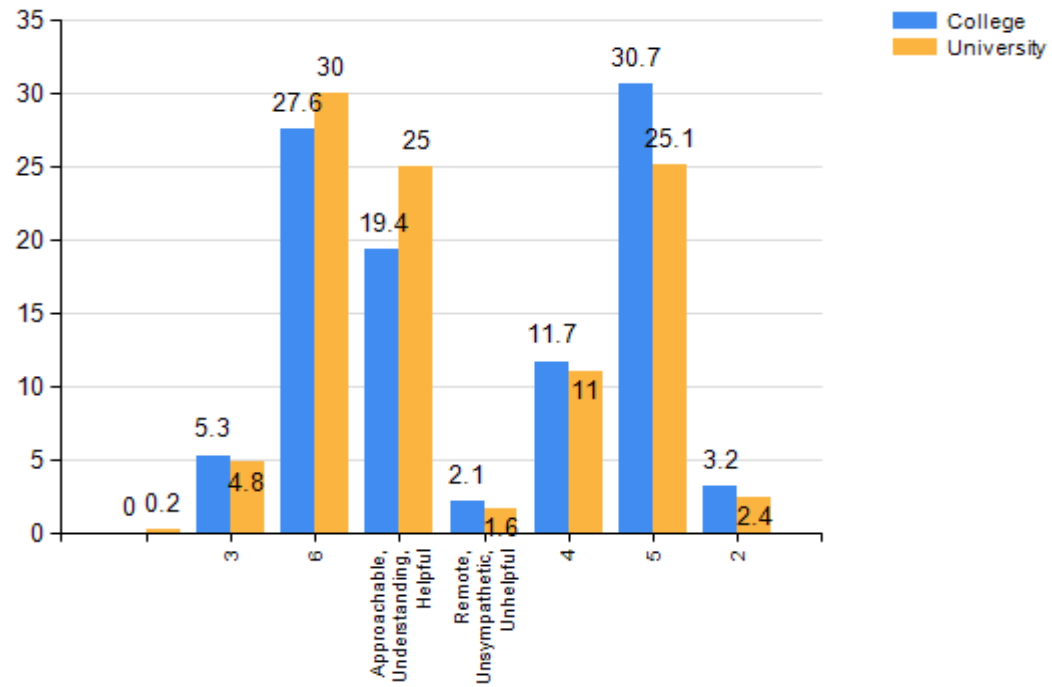


FIGURE 8
Relationships with academic advisor(s)

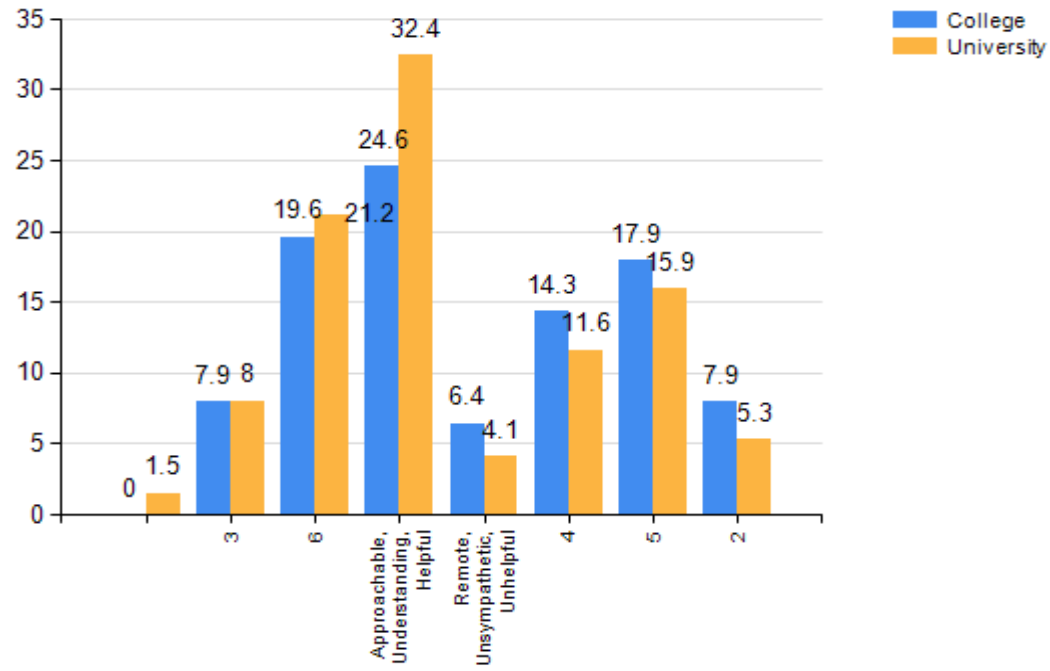


FIGURE 9
Relationships with Graduate Teaching Assistants (GTAs)

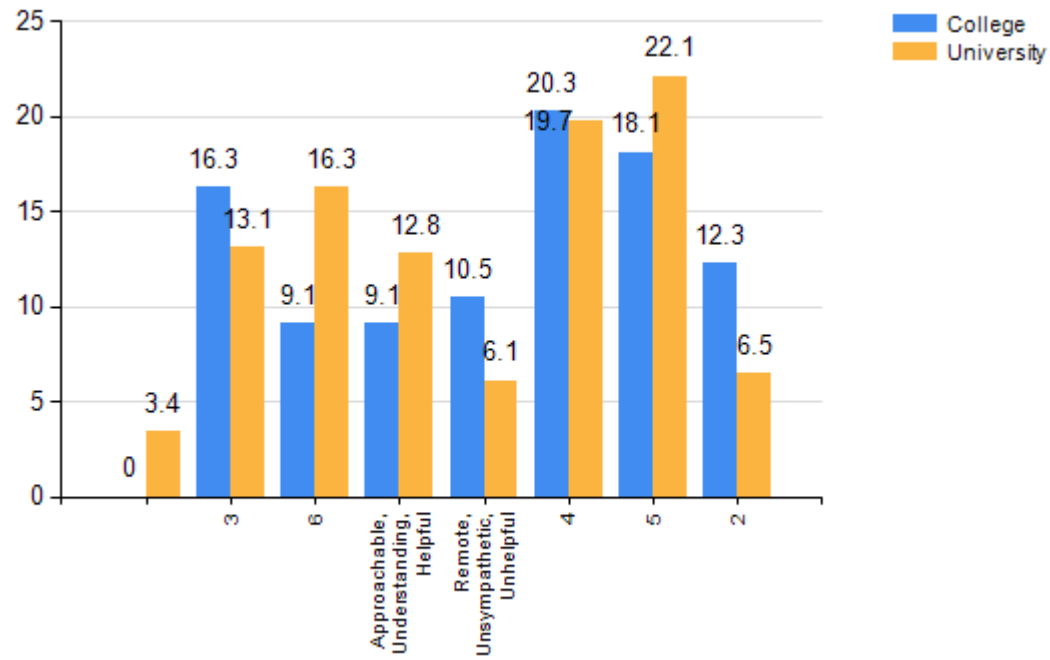


Table 14
Progress Made at K-State

	College		University	
	N	Percentage	N	Percentage
Gained a broad general education about different fields of knowledge				
Some	115	42.6	845	42.4
None	1	0.4	8	0.4
Very Much	141	52.2	1064	53.4
Very Little	13	4.8	74	3.7
Developed interpretive skills and heightened sensitivity to stimulating responses to literature performing arts visual arts				
Some	120	44.4	868	43.6
None	16	5.9	107	5.4
Very Much	77	28.5	632	31.7
Very Little	57	21.1	384	19.3
Developed the ability to gather and evaluate information				
Some	98	36.3	793	39.8
None	2	0.7	14	0.7
Very Much	154	57.0	1088	54.6
Very Little	16	5.9	96	4.8
Developed ability to think through ethical dilemmas make sound decisions and apply ethical standards				
Some	97	35.9	778	39.1
None	1	0.4	25	1.3
Very Much	151	55.9	1056	53.0
Very Little	21	7.8	132	6.6
Made aware of values perspectives beliefs behaviors policies and customs from around the world				
Some	107	39.6	837	42.0
None	2	0.7	42	2.1
Very Much	119	44.1	859	43.1

Very Little	42	15.6	253	12.7
Realized the need to understand the past and thoughtfully consider the future to glimpse how it may continue to develop				
Some	121	44.8	865	43.4
None	5	1.9	29	1.5
Very Much	119	44.1	912	45.8
Very Little	25	9.3	185	9.3
Developed awareness of self and multiple perspectives about U S society and group affiliation				
Some	116	43.0	852	42.8
None	4	1.5	50	2.5
Very Much	118	43.7	854	42.9
Very Little	32	11.9	235	11.8
Developed the ability to evaluate merit of scientific and technological claims				
Some	118	43.7	845	42.4
None	21	7.8	65	3.3
Very Much	87	32.2	813	40.8
Very Little	44	16.3	268	13.5
Understand and analyze how individuals groups and societies behave and influence on another and the natural environment				
Some	122	45.2	860	43.2
None	6	2.2	41	2.1
Very Much	106	39.3	838	42.1
Very Little	36	13.3	252	12.7
Improved written communication skills				
Some	95	35.2	791	39.7
None	2	0.7	34	1.7
Very Much	153	56.7	1005	50.5
Very Little	20	7.4	161	8.1

Improved oral communication skills				
Some	81	30.0	730	36.7
None	2	0.7	26	1.3
Very Much	173	64.1	1100	55.2
Very Little	14	5.2	135	6.8
Improved graphical and technological communication skills				
Some	103	38.1	809	40.6
None	7	2.6	72	3.6
Very Much	118	43.7	823	41.3
Very Little	42	15.6	287	14.4
Improved ability to think critically				
Some	82	30.4	699	35.1
None	3	1.1	18	0.9
Very Much	177	65.6	1192	59.9
Very Little	8	3.0	82	4.1
Developed own values and ethical standards				
Some	101	37.4	716	36.0
None	3	1.1	33	1.7
Very Much	150	55.6	1104	55.4
Very Little	16	5.9	138	6.9
Understand the ethical standards of your discipline or profession				
Some	93	34.4	679	34.1
None	4	1.5	22	1.1
Very Much	163	60.4	1198	60.2
Very Little	10	3.7	92	4.6
Ability to interact positively with people who are different from you				
Some	100	37.0	707	35.5
None	2	0.7	21	1.1
Very Much	157	58.1	1167	58.6
Very Little	11	4.1	96	4.8

Understand your abilities interests and personality				
Some	88	32.6	652	32.7
None	2	0.7	18	0.9
Very Much	164	60.7	1215	61.0
Very Little	16	5.9	106	5.3
Understand other people and their abilities interest and perspectives				
Some	109	40.4	777	39.0
None	1	0.4	20	1.0
Very Much	146	54.1	1089	54.7
Very Little	14	5.2	105	5.3
Ability to participate as a team member				
Some	82	30.4	700	35.2
None	3	1.1	23	1.2
Very Much	176	65.2	1162	58.4
Very Little	9	3.3	106	5.3
Developed good health habits and physical fitness				
Some	114	42.2	792	39.8
None	20	7.4	150	7.5
Very Much	92	34.1	673	33.8
Very Little	44	16.3	376	18.9

ADDITIONAL INFORMATION

**Table 15
Regards Toward K-State**

What is your general attitude toward K State	College		University	
	N	Percentage	N	Percentage
Positive	96	32.5	680	32.1
Very Negative	2	0.7	6	0.3
Very Positive	191	64.7	1371	64.8

Negative	6	2.0	60	2.8
Total	295	100.0	2117	100.0
Would you recommend K State to others				
Probably Yes	96	32.5	680	32.1
Definitely No	2	0.7	6	0.3
Definitely Yes	191	64.7	1371	64.8
Probably No	6	2.0	60	2.8
Total	295	100.0	2117	100.0

Table 16
Reasons for choosing a major

	College			University		
	N	Total	Percentage	N	Total	Percentage
Interesting subject						
Challenge	84	295	28.5	543	2158	25.2
Enjoyed courses in the field	138	295	46.8	1142	2158	52.9
Friends in major	21	295	7.1	159	2158	7.4
High salaries	108	295	36.6	406	2158	18.8
Influence of Family	71	295	24.1	469	2158	21.7
Influence of friends	15	295	5.1	185	2158	8.6
Influence of professor	22	295	7.5	207	2158	9.6
Interest with subject	165	295	55.9	1407	2158	65.2
Interesting Subject	183	295	62.0	1532	2158	71.0
Job Demand	170	295	57.6	705	2158	32.7
Meaningful contributions to society	42	295	14.2	876	2158	40.6
Respected positions	74	295	25.1	404	2158	18.7

Table 17
Hours spent working

Activities	N	None	1-5	6-10	11-15	16-20	21-30	31+
Internship	295	72.7	3.5	4.7	4.7	4.1	1.2	9.3
Off-campus Employment	295	37.8	7.6	5.2	8.7	12.2	12.8	15.7
On-campus Employment	295	59.3	8.7	7.0	7.0	10.5	5.8	1.7
Volunteer (unpaid) activities	295	37.2	42.4	11.0	4.1	2.3	0.6	2.3

Table 18
Interactions with faculty

How often did you interact with faculty outside of class time	College		University	
	N	Percentage	N	Percentage
Occasionally	154	53.8	1091	52.7
Never	7	2.4	38	1.8
Often	43	15.0	494	23.9
Rarely	82	28.7	446	21.6
Total	286	100.0	2069	100.0

Table 19
Switch Majors

Did you officially switch majors while attending K State	College		University	
	N	Percentage	N	Percentage
Yes, twice	35	11.9	210	9.9
No	138	46.8	1112	52.5
Yes, three or more	8	2.7	69	3.3
Yes, once	114	38.6	726	34.3
Total	295	100.0	2117	100.0

**Table 20
Plans after Graduation**

What are your plans after graduation	College		University	
	N	Percentage	N	Percentage
Starting or raising a family	1	0.6	11	0.8
Will begin to look for a job	44	25.6	335	25.6
Volunteer service(Peace Corps, Americorp, etc)	1	0.6	13	1.0
No plans for a job at this time	1	0.6	9	0.7
Have a job that will continue after graduation	20	11.6	138	10.5
Other	7	4.1	37	2.8
Pursue additional undergraduate education	3	1.7	36	2.7
Will attend graduate school	23	13.4	260	19.8
Have a job lined up to begin after graduation	70	40.7	453	34.6
Military	2	1.2	18	1.4
Total	172	100.0	1310	100.0

**Table 21
Courses in Distance Education**

What percentage of courses at K State did you complete through distance education i.e. online video conferencing etc	College		University	
	N	Percentage	N	Percentage
26%-50%	3	1.0	46	2.2
All my courses were completed through distance education	3	1.0	30	1.4
None	105	35.6	781	36.9
51%-75%	7	2.4	17	0.8
76%-99%	10	3.4	22	1.0
25% or less	167	56.6	1221	57.7
Total	295	100.0	2117	100.0

**Table 22
Research at K-State**

	College		University	
	N	Percentage	N	Percentage
Involved in Research				
Yes	97	33.9	862	41.7
No	189	66.1	1207	58.3
Total	286	100.0	2069	100.0
Contribution of your mentor to success				
Good	44	46.3	394	46.6
Inadequate	9	9.5	36	4.3
Excellent	18	18.9	254	30.0
Fair	24	25.3	162	19.1
Total	95	100.0	846	100.0
How many semesters were you involved in undergraduate research creative endeavor projects				
Three	17	17.9	90	10.6
One	47	49.5	499	59.0
Four	8	8.4	33	3.9
Five	3	3.2	30	3.5
Two	20	21.1	194	22.9
Total	95	100.0	846	100.0
To What extend to you feel the undergraduate research creative endeavor experience contributed to your academic success				
Some	0	0.0	372	44.0
None	9	9.5	44	5.2
Very Much	23	24.2	267	31.6
Very Little	21	22.1	163	19.3
Total	53	100.0	846	100.0
Did your undergraduate research creative endeavor experience contribute to career choices				

Definitely	19	20.0	243	28.7
No	40	42.1	274	32.4
Somewhat	36	37.9	329	38.9
Total	95	100.0	846	100.0

Table 23
University Research Presentation

University research seminar presentation/poster	College			University		
	N1	Total1	Percentage1	N2	Total2	Percentage2
Class presentation	85	295	28.8	622	2158	28.8
Oral presentation at a conference outside campus	18	295	6.1	149	2158	6.9
Peer reviewed publication	16	295	5.4	172	2158	8.0
Poster at a conference outside campus	21	295	7.1	131	2158	6.1
Public performance/exhibition on campus	17	295	5.8	191	2158	8.9
Public performance/exhibition outside of campus	13	295	4.4	111	2158	5.1
Other	17	295	5.8	238	2158	11.0