

# 2010 – 2011 Senior Survey University Report

Office of Assessment  
July 2011

**2010 – 2011 SENIOR SURVEY**  
**UNIVERSITY SUMMARY REPORT**

Prepared by:

Steven J. Hawks  
Assistant Director

Jenna Rycek  
Graduate Research Assistant

Sarah Murdoch  
Student Assistant

**Office of Assessment**  
**Kansas State University**  
**June 2011**

# EXECUTIVE SUMMARY

## 2010 – 2011 Senior Survey

- The Senior Survey is designed to give undergraduate students the opportunity to reflect upon their K-State experiences. This information is used to improve the college experience for future students by identifying strengths in our programs as well as areas that need further development.
- Of the 3,029 seniors who received the survey, 1,934 participated for an overall response rate of 64% (down from 65% last year and 73% the previous year).

### Response Rates

- The Colleges of Engineering and Education achieved the highest overall response rates; 82% and 78% respectively.

### Demographics of Respondents

- 54% of respondents were female.
- Approximately 89% of respondents were White/Non-Hispanic.
- 80% of respondents were twenty-three years of age or younger.
- 71% of respondents reported a G.P.A above 3.0.
- 50% of respondents graduated with an undergraduate certificate and/or minor.

### Participation in Major

- 85% of respondents *strongly agreed* or *agreed* that students in their major were career oriented.
- At least 82% of respondents *strongly agreed* or *agreed* that in their major, faculty were accessible for out-of-class assistance, effective teachers, and interested in the academic and professional development of students.
- Approximately 81% of respondents *strongly agreed* or *agreed* that they experienced mutual respect between undergraduate majors and professors within their program.
- 83% of respondents *strongly agreed* or *agreed* that they found courses within their major to be academically stimulating.

### Satisfaction with Services and Facilities

(Respondents who “used” a particular service)

- 92% or more of respondents *used, and were satisfied*, with the following K-State services: admissions services and online application,

library staff, McCain Performance Series, and convocations/lectures.

- At least 89 % of respondents *used, and were satisfied* with the Office of the Registrar, access to electronic library resources, and library holdings.

### Educational Progress Achieved at K-State

- At least 94% of respondents felt that they made *some* or *very much* progress in gaining a broad general education about different fields of knowledge, understanding themselves and their abilities, interests, and personality, ability to participate as a team member, ability to think critically (analytically and logically), the ability to learn on their own, pursue ideas, and find information that they need, and ability to locate and evaluate information sources.
- 90% or more of respondents felt that they made *some* or *very much* progress in the following areas:
  - understanding the ethical standards of their discipline or profession
  - understanding other people and their abilities, interests, and perspectives
  - ability to participate as a team member
  - ability to interact positively with people who are different from them
  - ability to put ideas together, to see relationships, similarities, and differences between ideas

### Experiences and Relationships at K-State

- More than 80% of respondents indicated that the development of academic, scholarly, and intellectual qualities and being critical, evaluative, and analytical were *strongly emphasized* (rated 5 or greater on a 7-point scale) regarding student development.
- 86% of respondents reported that relationships with other students, student groups, and activities were characterized by a *sense of belonging* (rated 5 or greater on a 7-point scale).
- 84% of respondents indicated that faculty members were *approachable, understanding, and helpful* (rated 5 or greater on a 7-point scale).

### Additional Information

- 97% of respondents reported that they had a *very positive* (63%) or *positive* (35%) experience at

K-State and indicated that they *definitely* (73%) or *probably* (24%) would recommend K-State to others.

- 49% of respondents worked more than 10 hours per week off-campus.
- 66% of respondents met *occasionally* or *often* with their faculty outside of class time.
- Approximately 90% of respondents will *look for* (30%), *continue with* (8%), *begin employment* (33%), *attend graduate school* (19%), or *join the military* (2%) after graduation.

### Comparison by Gender

- Female respondents were more likely than male respondents to *have used and been satisfied* with access to recruitment materials and process, DARS (Degree Audit Registration System), Access to electronic library resources, Library Facilities, Residence hall food service, McCain Performance Series, and Lafene Health Center.
- Female respondents were more likely to report that their K-State experiences helped them make *very much progress* in:
  - developing an understanding and enjoyment of the arts (art, music, drama, and literature).
  - developing an understanding and enjoyment of the arts.
  - becoming aware of different philosophies, cultures, and ways of life.
  - developing your own values and ethical standards
  - understanding themselves, their abilities, interests and perspectives.
  - understanding other people and their abilities, interests, and perspectives.
  - ability to participate as a team member
  - ability to interact positively with people who are different from themselves.
- Male respondents were more likely to report that their K-State experiences helped them make *very much progress* in:
  - understanding the nature of science and experimentation.
  - understanding new scientific and technical developments.
  - becoming aware of the consequences of new applications in science and technology.
  - quantitative thinking – understanding probabilities, proportions, etc.

- Female respondents were more likely than male respondents to report a *strong emphasis* regarding their development of academic, scholarly and intellectual qualities, their development of aesthetic, expressive, and creative qualities, on the personal relevance and practical value of their courses and their relationships with other students, student groups, and activities.
- Male respondents were more likely than female respondents to indicate that they would continue with their current job after graduation or had a job lined up to begin after graduation.

### Comparison by Semester

- Spring respondents were more likely than fall respondents to *strongly agree* or *agree* that within their major, students were more academically honest, and faculty listen and respond to undergraduates regarding student needs, concerns, and suggestions,
- Spring respondents were more likely to *have used and been satisfied* with the following K-State services:
  - recruitment materials and processes
  - office of the registrar
  - residence hall facilities
  - K-State Student Union food service
  - recreational services
  - career and employment services
- Spring respondents were more likely than fall respondents to have a *very positive* general attitude toward K-State.
- Fall respondents were more likely than spring respondents to enter the job market after graduation while spring respondents were more likely than fall respondents to attend graduate school after graduation.

### Comparison by Year

- 2009-2010 respondents were more likely than 2010 - 2011 respondents to *have used and been satisfied* with the following K-State services:
  - iSIS (KATS) and its many applications
  - Office of Educational Support Services (ESS)
  - Library facilities
  - Convocations/lectures
- 2010-2011 respondents were more likely than 2009-2010 respondents to have a *very positive* general attitude toward K-State.

## ABOUT THE SENIOR SURVEY

- The Senior Survey is designed to give undergraduate students the opportunity to reflect upon their K-State experiences. This information is used to improve the college experience for future students by identifying strengths in our programs as well as areas that need further development. This report is a summary of student responses from the 2010 - 2011 graduating seniors.
- The senior survey was offered electronically, via email, to students who had been approved for graduation by their respective colleges.
- The overall university response rate for fall and summer graduates was 61.2% (613 out of 1,002 participated in the survey), and 65.2% (1,321 out of 2,027 participated in the survey) for spring, for an overall response rate of 63.9% (1,934 out of 3,029) for the 2010 - 2011 academic year. (Note: all responses are included in the results, even if a student did not complete the entire survey.)
- For comparison, the overall university response rate for the 2009-2010 academic year was 65.1%.
- At the end of this report, we have provided summaries on items for which there was a statistically significant difference in responses between gender, semester of graduation, and academic year.
- If you would like additional analyses executed (by gender, ethnicity, program/discipline, etc.), results by department (if enough respondents participated), comparisons with other measures (Alumni Survey, National Survey of Student Engagement {NSSE}), or longitudinal comparisons, or have any questions or comments regarding the senior survey or summary report, please contact Steven Hawks, Assistant Director, Office of Assessment at 532-5712 or [sjhawks2@k-state.edu](mailto:sjhawks2@k-state.edu)

## Table of Contents

	<u>Page</u>
RESPONSE RATES.....	1
INTRODUCTION .....	2
PARTICIPATION IN MAJOR.....	4
SATISFACTION WITH SERVICES AND FACILITIES.....	9
EDUCATIONAL PROGRESS ACHIEVED AT K-STATE .....	15
EXPERIENCES AND RELATIONSHIPS AT K-STATE .....	18
ADDITIONAL INFORMATION.....	20
SIGNIFICANT DIFFERENCES IN RESPONSES BY GENDER.....	23
SIGNIFICANT DIFFERENCES IN RESPONSES BY SEMESTER.....	35
SIGNIFICANT DIFFERENCES IN RESPONSES BY ACADEMIC YEAR.....	43

## List of Tables

		<u>Page</u>
TABLE 1	Graduates by Colleges for Fall and Spring Semester .....	1
TABLE 2	Demographic Information.....	2
TABLE 3	Type of Institution Transferred From & Number of Credits Transferred.....	3
TABLE 4	Graduated with an Undergraduate Certificate and/or Minor(s).....	3
TABLE 5	Respondent’s Rating Fellow Students in Major .....	4
TABLE 6	Respondent’s Educational Experiences within Major .....	5
TABLE 7	Encouragement within Major.....	7
TABLE 8	Student’s Rating of Major.....	8
TABLE 9	Satisfaction of K-State Services.....	9
TABLE 10	Progress Made at K-State.....	15
TABLE 11	Regards Toward K-State.....	20
TABLE 12	Reasons for Choosing Major.....	20
TABLE 13	Hours Spent Working.....	21
TABLE 14	Interactions with Faculty.....	21
TABLE 15	Switch Majors .....	21
TABLE 16	Plans after Graduation.....	22
TABLE 17	Significant Differences in Demographics (by Gender).....	23
TABLE 18	Significant Differences in Type of Institution Transferred From & Number of Credits Transferred (by Gender).....	24
TABLE 19	Significant Differences in Respondent’s Rating Fellow Students in Major (by Gender).....	24
TABLE 20	Significant Differences in Respondent’s Educational Experiences within Major (by Gender).....	25
TABLE 21	Significant Differences in Satisfaction of K-State Services (by Gender).....	26
TABLE 22	Significant Differences in Progress Made at K-State (by Gender).....	30
TABLE 23	Significant Differences in Experiences and Relationships (by Gender).....	33

**List of Tables (cont.)**

		<u>Page</u>
TABLE 24	Significant Differences in Plans after Graduation (by Gender).....	34
TABLE 25	Significant Differences in Demographics (by Semester).....	35
TABLE 26	Significant Differences in Respondent’s Educational Experiences within Major (by Semester).....	36
TABLE 27	Significant Differences in Satisfaction of K-State Services (by Semester).....	37
TABLE 28	Significant Differences in Progress Made at K-State (by Semester).....	40
TABLE 29	Significant Differences in Academic Emphasis (by Semester).....	41
TABLE 30	Significant Differences in Student Relationships (by Semester).....	41
TABLE 31	Significant Differences in Attitudes Toward K-State (by Semester).....	42
TABLE 32	Significant Differences in Plans after Graduation (by Semester).....	42
TABLE 33	Significant Differences Respondent’s Rating of Other Students within Major (by Academic Year).....	43
TABLE 34	Significant Differences in Respondent’s Educational Experiences within Major (by Academic Year).....	44
TABLE 35	Significant Differences in Encouragement Within Major (by Academic Year) .....	45
TABLE 36	Significant Differences in Satisfaction of K-State Services (by Academic Year).....	46
TABLE 37	Significant Differences in Attitude Toward K-State (by Academic Year).....	47
TABLE 38	Significant Differences in Plans after Graduation (by Academic Year).....	48
APPENDIX A	2010 – 2011 Senior Survey .....	49



## List of Figures

	<u>Page</u>
FIGURE 1	Developmental Emphasis ..... 18
FIGURE 2	Student Relationships ..... 19
FIGURE 3	Professional Relationships..... 19

## RESPONSE RATES <sup>1</sup>

**TABLE 1**  
**Graduates by College for Fall and Spring Semester \***

	Fall 2010			Spring 2011			Total		
	<i># Began</i>	<i># Offered.</i>	<i>%</i>	<i># Began</i>	<i># Offered</i>	<i>%</i>	<i># Began</i>	<i># Offered</i>	<i>%</i>
Colleges									
Agriculture	90	136	66.2	208	287	72.5	298	423	70.4
Architecture, Planning & Design <sup>^</sup>	0	0	0	0	0	0	0	0	0
Arts & Sciences	150	303	49.5	391	691	56.6	541	994	54.4
Business Administration	92	157	58.6	194	290	66.9	286	447	64.0
Education	98	114	86.0	119	145	82.1	217	259	83.8
Engineering	105	152	69.1	218	281	77.6	323	433	74.6
Human Ecology	56	108	51.9	172	298	57.7	228	406	56.2
Technology & Aviation	22	32	68.8	19	35	54.3	41	67	61.2
Overall*	613	1,002	61.2	1,321	2,027	65.2	1,934	3,029	63.8

\* The Office of Assessment receives a list of “approved” graduates on the day graduation applications are due from the Registrar’s Office; we can not account for all graduates within a college

<sup>1</sup> The percentages listed are not based on the number of seniors who actually completed the survey. A small minority of students left before completing the survey. However, we felt that their responses were just as valuable to improve the college experience for future K-State students; therefore, their responses have been included in our analyses.

<sup>^</sup> Students are not included in the senior survey due to the fact that the College of Architecture, Planning and Design has switched to Master’s Degree programs only; the survey was written for undergraduate students. A new survey is being created specifically for the college and will be implemented in Spring 2011.

## INTRODUCTION

**TABLE 2**  
**Demographic Information**

	<b>All Respondents</b>		<b>All Seniors*</b>	
	<i>N</i>	<i>Percentage</i>	<i>N</i>	<i>Percentage</i>
<b>Gender</b>				
Male	883	45.9	3329	51.7
Female	1,041	54.1	3109	48.3
Total	1,924	100.0	6438	100.0
<b>Are you a U.S. citizen?</b>				
Yes	1,874	97.8	6161	95.7
No	43	2.2	277	4.3
Total	1,917	100.0	6438	100.0
<b>Ethnicity/Race</b>				
American Indian/Alaskan Native	12	0.6	26	0.4
Asian or Pacific Islander	29	1.5	297	4.6
Black, Non-Hispanic	32	1.7	207	3.2
Hispanic/Spanish/Latin American	62	3.3	300	4.7
White/Non-Hispanic	1,702	88.8	5398	83.9
Multiracial	21	1.1	116	1.8
Other	13	0.7	94	1.5
I prefer not to respond	46	2.4	0	0.0
Total	1,917	100.0	6438	100.0
<b>Age</b>				
Under 22	284	14.8	1992	30.9
22	755	39.4	2018	31.4
23	485	25.3	950	14.8
24 - 26	233	12.2	718	11.2
Over 26	160	8.3	760	11.8
Total	1,917	100.0	6438	100.0
<b>G.P.A.</b>				
Less than 2.5	79	4.1	1075	16.8
2.50 – 2.99	446	23.3	1660	25.9
3.00 – 3.49	647	33.8	1899	29.6
3.50 – 4.00	709	37.0	1774	27.7
I prefer not to respond	36	1.9	0	0.0
Total	1,917	100.0	6438	100.0

\*Any student with 90 or more credit hours

**TABLE 3**  
**Type of Institution Transferred From & Number of Credits Transferred**

	0	1-20	21-30	31-40	41-60	61 +
	<i>N</i>					
A two year college	611	782	189	88	123	124
Another Kansas 4 year public university	1,649	186	38	15	17	11
An out-of-state 4 year public university	1,773	92	17	12	7	16
A private 4 year college or university	1,782	78	21	15	12	9
Other	1,638	227	33	12	4	3

**TABLE 4**  
**Graduated with an Undergraduate Certificate and/or Minor(s)**

<b>Did you graduate with an undergraduate certificate or minor(s)?</b>	<b>N</b>	<b>Percentage</b>
Yes	957	49.5
No	977	50.5
Total	1,934	100.0

## PARTICIPATION IN MAJOR

**TABLE 5**  
**Respondent's Rating Fellow Students in Major**

<b>Students in my major are:</b>	(with "can't judge")		(excluding "can't judge")
	<i>N</i>	<i>Percentage</i>	<i>Revised Percentage</i>
<b>Competitive with each other</b>			
Strongly Disagree	69	3.6	3.8
Disagree	264	13.9	14.7
Neutral	456	24.0	25.4
Agree	685	36.1	38.1
Strongly Agree	322	17.0	17.9
Can't Judge	102	5.4	-
<b>Career Oriented</b>			
Strongly Disagree	16	0.8	0.9
Disagree	55	2.9	3.1
Neutral	197	10.4	11.1
Agree	690	36.4	38.9
Strongly Agree	816	43.1	46.0
Can't Judge	120	6.3	-
<b>Supportive and helpful to each other in meeting the academic demands of the program</b>			
Strongly Disagree	25	1.3	1.4
Disagree	56	3.0	3.1
Neutral	180	9.5	10.0
Agree	694	36.6	38.7
Strongly Agree	839	44.3	46.8
Can't Judge	100	5.3	-
<b>Interested in a broad range of ideas from many disciplines</b>			
Strongly Disagree	31	1.6	1.7
Disagree	126	6.7	7.0
Neutral	353	18.6	19.7
Agree	724	38.2	40.4
Strongly Agree	558	29.5	31.1
Can't Judge	102	5.4	-
<b>Serious about their studies</b>			
Strongly Disagree	25	1.3	1.4
Disagree	86	4.5	4.8
Neutral	311	16.4	17.2
Agree	768	40.5	42.5
Strongly Agree	617	32.6	34.1
Can't Judge	87	4.6	-

**TABLE 5 (cont.)**  
**Respondent's Rating Fellow Students in Major**

<b>Students in my major are:</b>	<b>(with "can't judge")</b>		<b>(excluding "can't judge")</b>
	<i>N</i>	<i>Percentage</i>	<i>Revised Percentage</i>
Academically honest (do not cheat, plagiarize)			
Strongly Disagree	21	1.1	1.2
Disagree	49	2.6	2.8
Neutral	205	10.8	11.8
Agree	654	34.5	37.8
Strongly Agree	802	42.3	46.3
Can't Judge	163	8.6	-
Find value in working in groups			
Strongly Disagree	67	3.5	3.8
Disagree	196	10.3	11.0
Neutral	330	17.4	18.6
Agree	595	31.4	33.5
Strongly Agree	588	31.0	33.1
Can't Judge	118	6.2	-

**TABLE 6**  
**Respondent's Educational Experiences within Major**

<b>In my major:</b>	<b>(with "can't judge")</b>		<b>(excluding "can't judge")</b>
	<i>N</i>	<i>Percentage</i>	<i>Revised Percentage</i>
I received high-quality advising			
Strongly Disagree	110	5.8	6.0
Disagree	222	11.7	12.1
Neutral	287	15.2	15.7
Agree	488	25.8	26.7
Strongly Agree	723	38.2	39.5
Can't Judge	64	3.4	-
I received support in finding appropriate employment or pursuing graduate study			
Strongly Disagree	129	6.8	7.3
Disagree	272	14.4	15.5
Neutral	441	23.3	25.1
Agree	469	24.8	26.7
Strongly Agree	448	23.7	25.5
Can't Judge	135	7.1	-
Faculty are accessible for out-of-class assistance			
Strongly Disagree	21	1.1	1.2
Disagree	55	2.9	3.0
Neutral	184	9.7	10.1
Agree	762	40.2	41.9
Strongly Agree	796	42.0	43.8
Can't Judge	76	4.0	-

**TABLE 6 (cont.)**  
**Respondent's Educational Experiences within Major**

<b>In my major:</b>	<b>(with "can't judge")</b>		<b>(excluding "can't judge")</b>
	<i>N</i>	<i>Percentage</i>	<i>Revised Percentage</i>
Faculty are effective teachers			
Strongly Disagree	27	1.4	1.5
Disagree	74	3.9	4.0
Neutral	233	12.3	12.6
Agree	796	42.0	43.2
Strongly Agree	712	37.6	38.7
Can't Judge	52	2.7	-
Faculty are interested in the personal development of students			
Strongly Disagree	31	1.6	1.7
Disagree	86	4.5	4.7
Neutral	241	12.7	13.2
Agree	746	39.4	40.9
Strongly Agree	719	38.0	39.4
Can't Judge	71	3.7	-
Faculty are interested in the academic and professional development of students			
Strongly Disagree	24	1.3	1.3
Disagree	57	3.0	3.1
Neutral	188	9.9	10.2
Agree	813	42.9	44.2
Strongly Agree	757	40.0	41.2
Can't Judge	55	2.9	-
Faculty introduced students to a broad range of ideas, perspectives, and worldviews			
Strongly Disagree	31	1.6	1.7
Disagree	94	5.0	5.1
Neutral	281	14.8	15.2
Agree	777	41.0	42.2
Strongly Agree	660	34.8	35.8
Can't Judge	51	2.7	-
Faculty listen and respond to undergraduates regarding student needs, concerns, and suggestions			
Strongly Disagree	35	1.8	1.9
Disagree	105	5.5	5.8
Neutral	290	15.3	15.9
Agree	767	40.5	42.1
Strongly Agree	627	33.1	34.4
Can't Judge	70	3.7	-

**TABLE 7**  
**Encouragement within Major**

<b>Students in my major are encouraged to:</b>	(with “ <i>can’t judge</i> ”)		(excluding “ <i>can’t judge</i> ”)
	<i>N</i>	<i>Percentage</i>	<i>Revised Percentage</i>
Become personally acquainted with the department’s faculty			
Strongly Disagree	33	1.7	1.8
Disagree	154	8.1	8.5
Neutral	355	18.7	19.5
Agree	656	34.6	36.0
Strongly Agree	623	32.9	34.2
Can’t Judge	73	3.9	-
Participate in professional interest groups			
Strongly Disagree	31	1.6	1.7
Disagree	173	9.1	9.6
Neutral	369	19.5	20.6
Agree	699	36.9	39.0
Strongly Agree	522	27.6	29.1
Can’t Judge	100	5.3	-
Attend professional seminars and colloquia			
Strongly Disagree	51	2.7	2.8
Disagree	180	9.5	10.1
Neutral	335	17.7	18.7
Agree	729	38.5	40.7
Strongly Agree	496	26.2	27.7
Can’t Judge	103	5.4	-
Become familiar with current and emerging technology			
Strongly Disagree	38	2.0	2.1
Disagree	156	8.2	8.6
Neutral	318	16.8	17.6
Agree	721	38.1	39.9
Strongly Agree	574	30.3	31.8
Can’t Judge	87	4.6	-
Participate in research or creative projects with faculty or other students			
Strongly Disagree	58	3.1	3.3
Disagree	220	11.6	12.4
Neutral	392	20.7	22.0
Agree	638	33.7	35.9
Strongly Agree	470	24.8	26.4
Can’t Judge	116	6.1	-



**TABLE 8**  
**Student's Rating of Major**

<b>I found my major to be:</b>	<b>(with "can't judge")</b>		<b>(excluding "can't judge")</b>
	<i>N</i>	<i>Percentage</i>	<i>Revised Percentage</i>
Characterized by mutual respect between undergraduate majors and professors			
Strongly Disagree	28	1.5	1.5
Disagree	71	3.7	3.9
Neutral	189	10.0	10.3
Agree	768	40.5	42.0
Strongly Agree	773	40.8	42.3
Can't Judge	65	3.4	-
Academically stimulating			
Strongly Disagree	27	1.4	1.5
Disagree	62	3.3	3.4
Neutral	169	8.9	9.2
Agree	711	37.5	38.7
Strongly Agree	867	45.8	47.2
Can't Judge	58	3.1	-

## SATISFACTION WITH SERVICES AND FACILITIES

**TABLE 9**  
**Satisfaction of K-State Services**

Please rate your level of satisfaction with the following K-State Services:	(who “used” service)		
	<i>N</i>	<i>Percentage</i>	<i>Revised Percentage</i>
Recruitment materials and process			
Did not know about	405	22.2	-
Knew about, but did not use	581	31.9	-
Used, and was Dissatisfied	99	5.4	11.8
Used, and was Satisfied	738	40.5	88.2
Admissions Services and online application			
Did not know about	120	6.6	-
Knew about, but did not use	259	14.2	-
Used, and was Dissatisfied	119	6.5	8.2
Used, and was Satisfied	1,325	72.7	91.8
Office of Student Financial Assistance (service)			
Did not know about	55	3.0	-
Knew about, but did not use	512	28.1	-
Used, and was Dissatisfied	235	12.9	18.7
Used, and was Satisfied	1,021	56.0	81.3
Office of the Registrar			
Did not know about	85	4.7	-
Knew about, but did not use	331	18.2	-
Used, and was Dissatisfied	126	6.9	9.0
Used, and was Satisfied	1,281	70.3	91.0
iSIS and its many applications			
Did not know about	8	0.4	-
Knew about, but did not use	40	2.2	-
Used, and was Dissatisfied	343	18.8	19.3
Used, and was Satisfied	1,433	78.6	80.7
DARS (Degree Audit Registration System)			
Did not know about	17	0.9	-
Knew about, but did not use	71	3.9	-
Used, and was Dissatisfied	307	16.8	17.7
Used, and was Satisfied	1,429	78.3	82.3
Access to electronic library resources (databases, electronic journals and books)			
Did not know about	30	1.6	-
Knew about, but did not use	269	14.7	-
Used, and was Dissatisfied	139	7.6	9.1
Used, and was Satisfied	1,386	76.0	90.9

**TABLE 9 (cont.)**  
**Satisfaction of K-State Services**

<b>Please rate your level of satisfaction with the following K-State Services:</b>	<i>N</i>	<i>Percentage</i>	<i>(who “used” service)</i> <i>Revised Percentage</i>
Library staff (assistance in research, effectively finding information, learning how to use the Libraries)			
Did not know about	41	2.2	-
Knew about, but did not use	610	33.4	-
Used, and was Dissatisfied	96	5.3	8.2
Used, and was Satisfied	1,077	59.0	91.8
Library holdings (quality and quantity)			
Did not know about	130	7.1	-
Knew about, but did not use	690	37.8	-
Used, and was Dissatisfied	109	6.0	10.9
Used, and was Satisfied	895	49.1	89.1
Library facilities (atmosphere, available seating, hours)			
Did not know about	33	1.8	-
Knew about, but did not use	204	11.2	-
Used, and was Dissatisfied	161	8.8	10.1
Used, and was Satisfied	1,426	78.2	89.9
Residence hall food service			
Did not know about	82	4.5	-
Knew about, but did not use	596	32.7	-
Used, and was Dissatisfied	171	9.4	14.9
Used, and was Satisfied	975	53.5	85.1
Residence hall facilities			
Did not know about	89	4.9	-
Knew about, but did not use	636	34.9	-
Used, and was Dissatisfied	180	9.9	16.4
Used, and was Satisfied	919	50.4	83.6
Residence hall services and programs			
Did not know about	120	6.6	-
Knew about, but did not use	815	44.7	-
Used, and was Dissatisfied	149	8.2	16.8
Used, and was Satisfied	740	40.6	83.2
Scholarship House (Clovia, Smith, Smurthwaite)			
Did not know about	322	17.7	-
Knew about, but did not use	1,366	74.9	-
Used, and was Dissatisfied	45	2.5	33.1
Used, and was Satisfied	91	5.0	66.9
Greek experience (Fraternity/Sorority)			
Did not know about	148	8.1	-
Knew about, but did not use	1,166	63.9	-
Used, and was Dissatisfied	89	4.9	17.5
Used, and was Satisfied	421	23.1	82.5

**TABLE 9 (cont.)**  
**Satisfaction of K-State Services**

<b>Please rate your level of satisfaction with the following K-State Services:</b>	(who “used” service)		
	<i>N</i>	<i>Percentage</i>	<i>Revised Percentage</i>
<b>K-State Union food service</b>			
Did not know about	44	2.4	-
Knew about, but did not use	308	16.9	-
Used, and was Dissatisfied	186	10.2	12.6
Used, and was Satisfied	1,286	70.5	87.4
<b>Campus bookstore (service)</b>			
Did not know about	29	1.6	-
Knew about, but did not use	143	7.8	-
Used, and was Dissatisfied	367	20.1	22.2
Used, and was Satisfied	1,285	70.4	77.8
<b>Union Program Council</b>			
Did not know about	299	16.4	-
Knew about, but did not use	728	39.9	-
Used, and was Dissatisfied	99	5.4	12.4
Used, and was Satisfied	698	38.3	87.6
<b>Collegian (campus newspaper)</b>			
Did not know about	47	2.6	-
Knew about, but did not use	201	11.0	-
Used, and was Dissatisfied	575	31.5	36.5
Used, and was Satisfied	1,001	54.9	63.5
<b>Royal Purple Yearbook</b>			
Did not know about	171	9.4	-
Knew about, but did not use	1,308	71.7	-
Used, and was Dissatisfied	98	5.4	28.4
Used, and was Satisfied	247	13.5	71.6
<b>Recreational Services</b>			
Did not know about	59	3.2	-
Knew about, but did not use	302	16.6	-
Used, and was Dissatisfied	158	8.7	10.8
Used, and was Satisfied	1,305	71.5	89.2
<b>Students’ Attorney</b>			
Did not know about	774	42.4	-
Knew about, but did not use	808	44.3	-
Used, and was Dissatisfied	60	3.3	24.8
Used, and was Satisfied	182	10.0	75.2
<b>Career &amp; Employment Services</b>			
Did not know about	59	3.2	-
Knew about, but did not use	507	27.8	-
Used, and was Dissatisfied	205	11.2	16.3
Used, and was Satisfied	1,053	57.7	83.7

**TABLE 9 (cont.)**  
**Satisfaction of K-State Services**

<b>Please rate your level of satisfaction with the following K-State Services:</b>	<i>N</i>	<i>Percentage</i>	<i>(who “used” service)</i> <i>Revised Percentage</i>
Academic Assistance Center (study skills, testing services, tutoring, instruction in Intermediate Algebra, University Experience, etc.)			
Did not know about	365	20.0	-
Knew about, but did not use	945	51.8	-
Used, and was Dissatisfied	108	5.9	21.0
Used, and was Satisfied	406	22.3	79.0
Office of Educational Support Services (ESS) – Trio, Pilots, Upward Bound			
Did not know about	559	30.6	-
Knew about, but did not use	966	53.0	-
Used, and was Dissatisfied	64	3.5	21.4
Used, and was Satisfied	235	12.9	78.6
Disability Support Services			
Did not know about	385	21.1	-
Knew about, but did not use	1,277	70.0	-
Used, and was Dissatisfied	54	3.0	33.3
Used, and was Satisfied	108	5.9	66.7
Office of Adult Student Services			
Did not know about	567	31.1	-
Knew about, but did not use	1,088	59.6	-
Used, and was Dissatisfied	49	2.7	29.0
Used, and was Satisfied	120	6.6	71.0
McCain Performance Series			
Did not know about	142	7.8	-
Knew about, but did not use	825	45.2	-
Used, and was Dissatisfied	58	3.2	6.8
Used, and was Satisfied	799	43.8	93.2
Convocations/lectures (e.g. Landon, Lou Douglas, Dorothy Thompson, Departmental)			
Did not know about	180	9.9	-
Knew about, but did not use	683	37.4	-
Used, and was Dissatisfied	67	3.7	7.0
Used, and was Satisfied	894	49.0	93.0
Diversity Office			
Did not know about	624	34.2	-
Knew about, but did not use	1,047	57.4	-
Used, and was Dissatisfied	50	2.7	32.7
Used, and was Satisfied	103	5.6	67.3

**TABLE 9 (cont.)**  
**Satisfaction of K-State Services**

<b>Please rate your level of satisfaction with the following K-State Services:</b>			(who “used” service)
	<i>N</i>	<i>Percentage</i>	<i>Revised Percentage</i>
<b>Multicultural Student Organizations</b>			
Did not know about	425	23.3	-
Knew about, but did not use	1,192	65.4	-
Used, and was Dissatisfied	53	2.9	25.6
Used, and was Satisfied	154	8.4	74.4
<b>Office of Student Life</b>			
Did not know about	259	14.2	-
Knew about, but did not use	1,061	58.2	-
Used, and was Dissatisfied	71	3.9	14.1
Used, and was Satisfied	433	23.7	85.9
<b>University Counseling Services</b>			
Did not know about	241	13.2	-
Knew about, but did not use	1,184	64.9	-
Used, and was Dissatisfied	91	5.0	22.8
Used, and was Satisfied	308	16.9	77.2
<b>Lafene Health Center</b>			
Did not know about	77	4.2	-
Knew about, but did not use	376	20.6	-
Used, and was Dissatisfied	426	23.4	31.1
Used, and was Satisfied	945	51.8	68.9
<b>Parking services</b>			
Did not know about	62	3.4	-
Knew about, but did not use	270	14.8	-
Used, and was Dissatisfied	922	50.5	61.8
Used, and was Satisfied	570	31.3	38.2
<b>Parking facilities (maintenance, appearance, etc.)</b>			
Did not know about	68	3.7	-
Knew about, but did not use	275	15.1	-
Used, and was Dissatisfied	605	33.2	40.9
Used, and was Satisfied	876	48.0	59.1
<b>Parking availability</b>			
Did not know about	58	3.2	-
Knew about, but did not use	238	13.0	-
Used, and was Dissatisfied	1,213	66.5	79.4
Used, and was Satisfied	315	17.3	20.6
<b>Campus security</b>			
Did not know about	108	5.9	-
Knew about, but did not use	847	46.4	-
Used, and was Dissatisfied	170	9.3	19.6
Used, and was Satisfied	699	38.3	80.4

**TABLE 9 (cont.)**  
**Satisfaction of K-State Services**

<b>Please rate your level of satisfaction with the following K-State Services:</b>	(who “used” service)		
	<i>N</i>	<i>Percentage</i>	<i>Revised Percentage</i>
Center for Child Development			
Did not know about	463	25.4	-
Knew about, but did not use	1,201	65.8	-
Used, and was Dissatisfied	57	3.1	35.6
Used, and was Satisfied	103	5.6	64.4
Alcohol and Drug Education			
Did not know about	662	36.3	-
Knew about, but did not use	1,020	55.9	-
Used, and was Dissatisfied	52	2.9	36.6
Used, and was Satisfied	90	4.9	63.4
Developing Scholars			
Did not know about	849	46.5	-
Knew about, but did not use	848	46.5	-
Used, and was Dissatisfied	38	2.1	29.9
Used, and was Satisfied	89	4.9	70.1
Academic and Career Information Center			
Did not know about	491	26.9	-
Knew about, but did not use	899	49.3	-
Used, and was Dissatisfied	72	3.9	16.6
Used, and was Satisfied	362	19.8	83.4
Women’s Center			
Did not know about	568	31.1	-
Knew about, but did not use	983	53.9	-
Used, and was Dissatisfied	56	3.1	20.5
Used, and was Satisfied	217	11.9	79.5
McNair Scholars			
Did not know about	962	52.7	-
Knew about, but did not use	758	41.6	-
Used, and was Dissatisfied	38	2.1	36.5
Used, and was Satisfied	66	3.6	63.5
Healthy Decisions			
Did not know about	604	33.1	-
Knew about, but did not use	988	54.2	-
Used, and was Dissatisfied	52	2.9	22.4
Used, and was Satisfied	180	9.9	77.6

## EDUCATIONAL PROGRESS ACHIEVED AT K-STATE

**TABLE 10**  
**Progress Made at K-State**

<b>As a result of your experience at K-State, how much progress do you feel you have made in each of the following areas?</b>	<b>N</b>	<b>Percentage</b>
<b>Gaining a broad general education about different fields of knowledge</b>		
None	23	1.3
Very Little	88	4.9
Some	734	41.0
Very Much	944	52.8
<b>Developing an understanding and enjoyment of the arts (art, music, drama, and literature)</b>		
None	154	8.7
Very Little	489	27.6
Some	655	37.0
Very Much	472	26.7
<b>Improving written communication skills</b>		
None	45	2.5
Very Little	177	10.0
Some	729	41.2
Very Much	819	46.3
<b>Becoming aware of different philosophies, cultures, and ways of life</b>		
None	104	5.9
Very Little	324	18.3
Some	673	38.0
Very Much	669	37.8
<b>Ability to speak a second language</b>		
None	978	55.3
Very Little	296	16.7
Some	286	16.2
Very Much	210	11.9
<b>Improving oral communication skills</b>		
None	36	2.0
Very Little	150	8.5
Some	714	40.3
Very Much	870	49.2
<b>Developing your own values and ethical standards</b>		
None	48	2.7
Very Little	143	8.1
Some	623	35.2
Very Much	956	54.0



**TABLE 10 (cont.)**  
**Progress Made at K-State**

<b>As a result of your experience at K-State, how much progress do you feel you have made in each of the following areas?</b>	<b>N</b>	<b>Percentage</b>
Understanding the ethical standards of your discipline or profession		
None	28	1.6
Very Little	93	5.3
Some	554	31.3
Very Much	1,095	61.9
Understanding yourself – your abilities, interests, and personality		
None	22	1.2
Very Little	85	4.8
Some	541	30.6
Very Much	1,122	63.4
Understanding other people and their abilities, interests, and perspectives		
None	22	1.2
Very Little	101	5.7
Some	661	37.3
Very Much	986	55.7
Ability to participate as a team member		
None	26	1.5
Very Little	86	4.9
Some	607	34.3
Very Much	1,051	59.4
Ability to interact positively with people who are different from you		
None	24	1.4
Very Little	104	5.9
Some	593	33.5
Very Much	1,049	59.3
Developing good health habits and physical fitness		
None	152	8.6
Very Little	353	19.9
Some	708	40.0
Very Much	557	31.5
Understanding the nature of science and experimentation		
None	108	6.1
Very Little	384	21.7
Some	635	35.9
Very Much	643	36.3
Understanding new scientific and technical developments		
None	114	6.4
Very Little	388	21.9
Some	650	36.7
Very Much	618	34.9

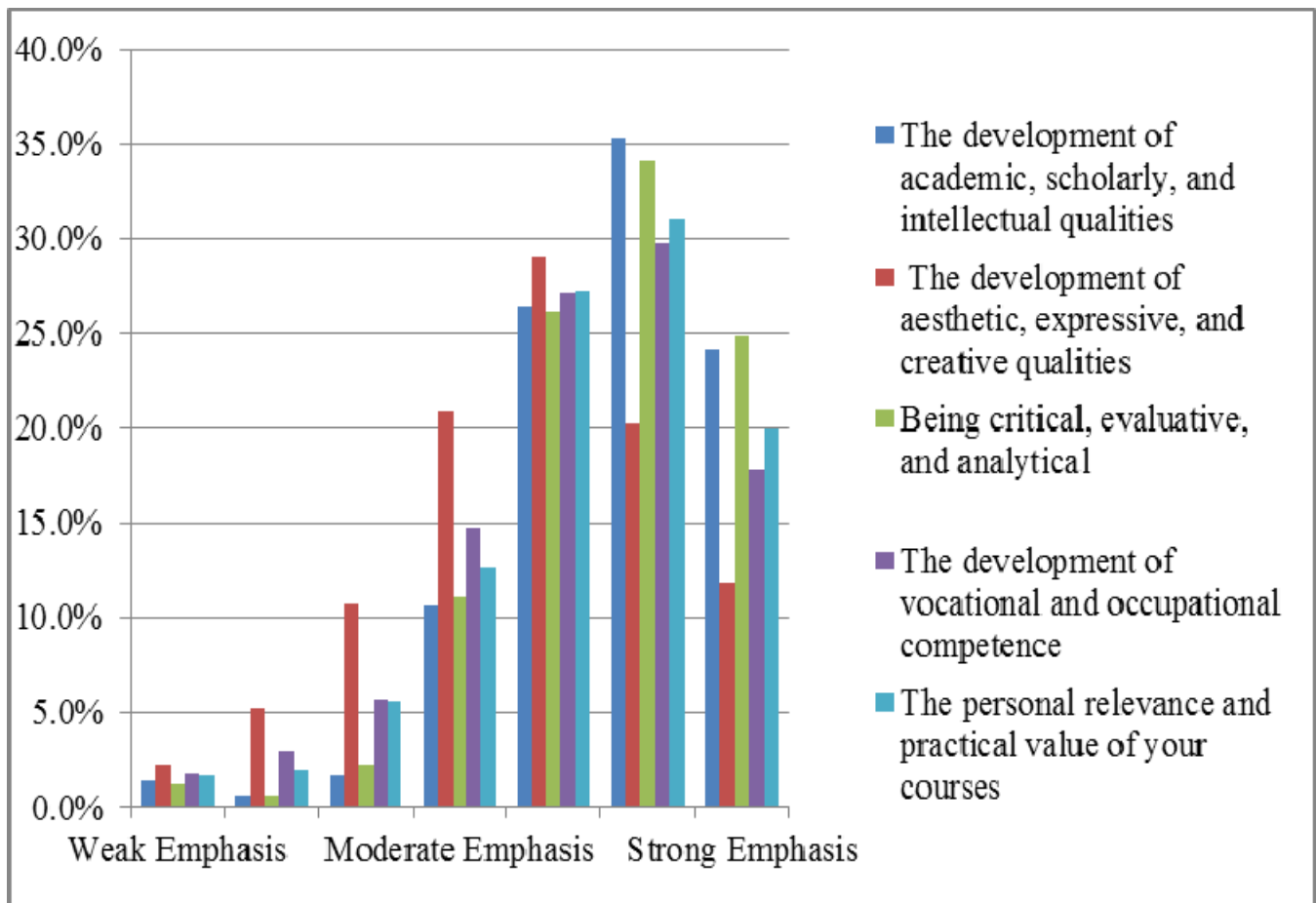
**TABLE 10 (cont.)**  
**Progress Made at K-State**

<b>As a result of your experience at K-State, how much progress do you feel you have made in each of the following areas?</b>	<b>N</b>	<b>Percentage</b>
Becoming aware of the consequences of new applications in science and technology		
None	131	7.4
Very Little	395	22.3
Some	645	36.4
Very Much	599	33.8
Ability to think critically (analytically and logically)		
None	19	1.1
Very Little	94	5.3
Some	607	34.3
Very Much	1,050	59.3
Quantitative thinking – understanding probabilities, proportions, etc.		
None	51	2.9
Very Little	204	11.5
Some	706	39.9
Very Much	809	45.7
Ability to put ideas together, to see relationships, similarities, and differences between ideas		
None	21	1.2
Very Little	88	5.0
Some	631	35.6
Very Much	1,030	58.2
Ability to learn on your own, pursue ideas, and find information you need		
None	23	1.3
Very Little	62	3.5
Some	509	28.8
Very Much	1,176	66.4
Ability to locate and evaluate information sources		
None	29	1.6
Very Little	83	4.7
Some	615	34.7
Very Much	1,043	58.9

## EXPERIENCES AND RELATIONSHIPS AT K-STATE

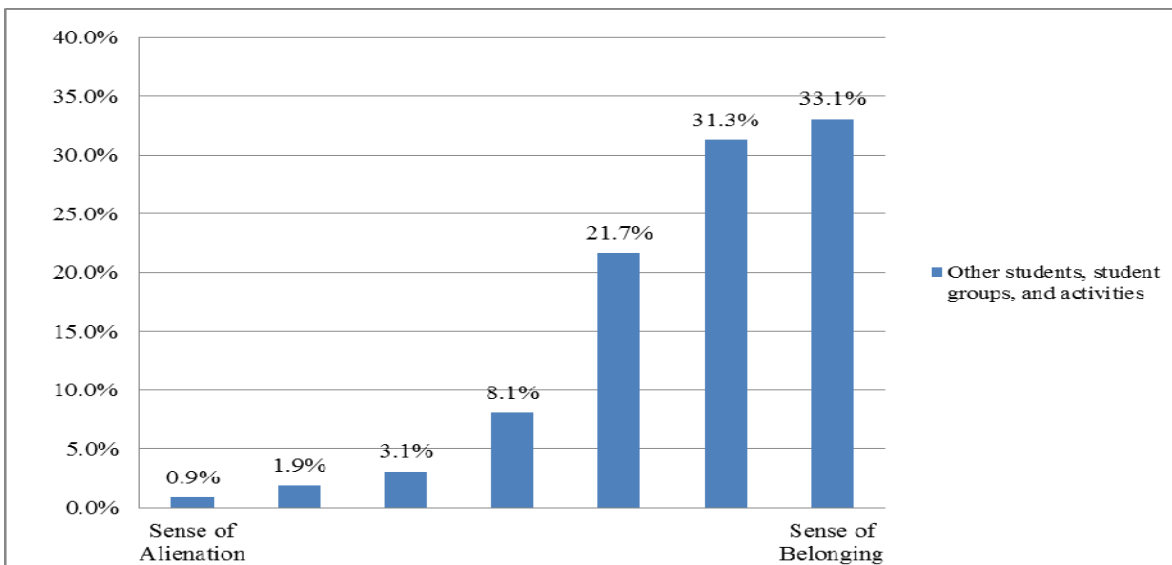
Universities differ from one another in the extent to which they emphasize various aspects of students' development. Think of your experiences at Kansas State University, to what extent was each of the following emphasized?

**FIGURE 1**  
**Developmental Emphasis**

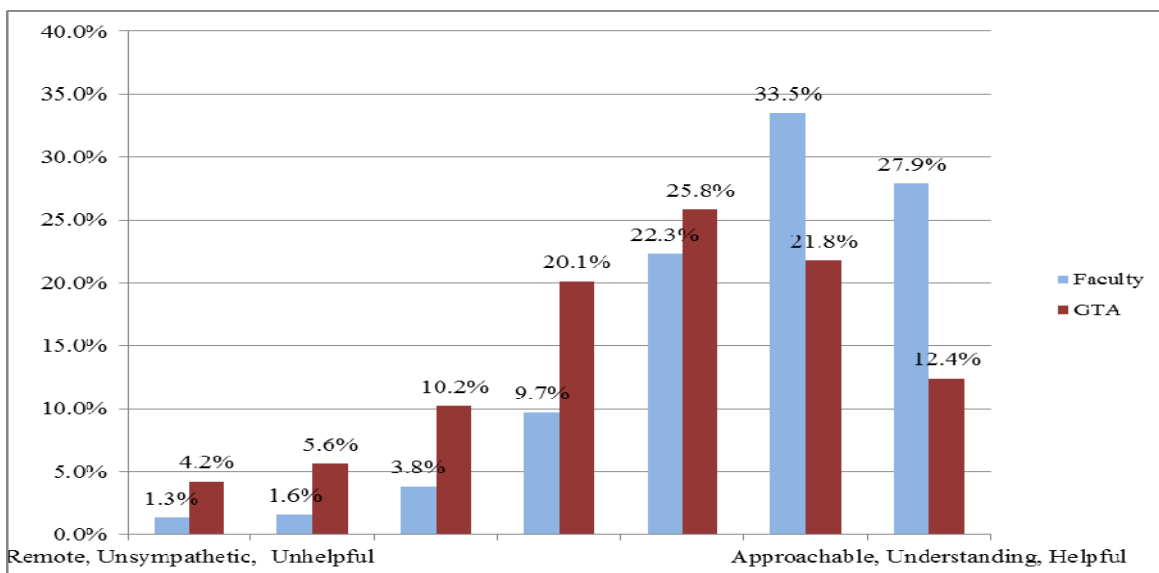


The next two ratings refer to relationships among people at Kansas State University. Again, thinking of your own experience, how would you rate these relationships on the following scales?

**FIGURE 2  
Student Relationships**



**FIGURE 3  
Professional Relationships**



## ADDITIONAL INFORMATION

**TABLE 11**  
**Regards Toward K-State**

	N	Percentage
<b>What is your general attitude toward K-State?</b>		
Very Negative	12	0.7
Negative	37	2.1
Positive	606	34.5
Very Positive	1,103	62.7
Total	1,758	100.0
<b>Would you recommend K-State to others?</b>		
Definitely No	16	0.9
Probably No	43	2.4
Probably Yes	424	24.1
Definitely Yes	1,275	72.5
Total	1,758	100.0

**TABLE 12**  
**Reasons for Choosing Major**

What were your reasons for choosing your major at K-State?	N	Total 'N'	Percentage
Interesting subject	1,141	1,934	59.0
Job demand	484	1,934	25.0
Meaningful contribution to society	614	1,934	31.7
Influence of family	535	1,934	27.7
Influence of friends	306	1,934	15.8
Influence of faculty	193	1,934	10.0
Respected positions	346	1,934	17.9
Interest with jobs	1,169	1,934	60.4
High salaries	306	1,934	15.8
Challenge	478	1,934	24.7
Enjoyed courses in the field	933	1,934	48.2
Friends in major	192	1,934	9.9

Respondents could check more than one category

**TABLE 13**  
**Hours spent Working**

During your years at K-State, how many hours per week, on average, did you spend in the following activities?		None	1 – 5	6 - 10	11 – 15	16 – 20	21 – 30	31 +
	N	<i>Percentages</i>						
Internship/Practicum	1,754	54.2	10.7	8.2	6.4	5.6	3.9	10.9
On-Campus Employment	1,754	51.1	5.8	8.7	11.6	11.3	7.9	3.6
Off-Campus Employment	1,754	37.9	5.8	7.8	10.5	13.6	13.2	11.3

**TABLE 14**  
**Interactions with Faculty**

How often did you interact with faculty outside of class time?	N	Percentage
Never	89	5.1
Rarely	509	29.0
Occasionally	890	50.7
Often	266	15.2
Total	1,754	100.0

**TABLE 15**  
**Switch Majors**

Did you officially switch majors while attending K-State?	N	Percentage
No	976	55.6
Yes, once	540	30.8
Yes, twice	158	9.0
Yes, three or more	80	4.6
Total	1,754	100.0

**TABLE 16**  
**Plans after Graduation**

<b>What are your plans after graduation?</b>	<b>N</b>	<b>Percentage</b>
Have a job that will continue after graduation	135	7.7
Have a job lined up to begin after graduation	570	32.5
Will look for a job	518	29.5
Pursue additional undergraduate education	50	2.9
Will attend graduate school	335	19.1
Volunteer work (Peace Corps, AmeriCorp, etc.)	22	1.3
No plans for a job at this time	21	1.2
Military	26	1.5
Starting or raising a family	25	1.4
Other	51	2.9
<b>Total</b>	<b>1,753</b>	<b>100.0</b>

## SIGNIFICANT DIFFERENCES IN RESPONSES BY GENDER

**TABLE 17**  
**Significant Differences in Demographics (by Gender)**

	Male	Female
	<i>Percentages</i>	
<b>What is your age?*</b>		
Less than 22	9.0	19.7
22	33.0	44.8
23	31.5	20.0
24 – 26	17.3	7.8
Over 26	9.2	7.6
<b>What is your overall G.P.A. at K-State?*</b>		
Less than 2.5	6.4	2.2
2.5 – 2.99	29.6	17.9
3.0 – 3.49	33.4	34.0
3.5 – 4.0	27.9	44.7
I prefer not to respond	2.7	1.2
<b>Ethnicity/Race*</b>		
American Indian/Alaskan Native	0.7	0.6
Asian or Pacific Islander	1.6	1.4
Black, Non-Hispanic	2.2	1.3
Hispanic/Spanish/Latin American	1.6	1.9
Mexican/Mexican American	1.9	1.1
White/Non-Hispanic	87.9	89.5
Multiracial	0.3	1.7
Other	0.6	0.8
I prefer not to respond	3.2	1.7

\*Significant differences exist between male and female respondents on this item. (p<.05)



**TABLE 18**  
**Significant Differences in Type of Institution Transferred From & Number of Credits Transferred (by Gender)**

	Male	Female
	<i>Percentages</i>	
<b>A two-year college*</b>		
0	36.2	28.2
1 – 20	37.0	44.0
21 – 30	8.1	11.4
31 – 40	4.8	4.4
41 – 60	6.6	6.3
61 +	7.4	5.7

\*Significant differences exist between male and female respondents on this item. (p<.05)

**TABLE 19**  
**Significant Differences in Respondent's Rating Fellow Students in Major (by Gender)**

<b>Students in my major are:</b>	Male	Female
	<i>Percentages</i>	
<b>Interested in a broad range of ideas from many disciplines*</b>		
Strongly Disagree	2.2	1.2
Disagree	8.4	5.2
Neutral	19.5	17.9
Agree	40.8	36.0
Strongly Agree	24.7	33.5
Can't Judge	4.4	6.2
<b>Serious about their studies*</b>		
Strongly Disagree	1.7	1.0
Disagree	5.8	3.5
Neutral	16.8	16.1
Agree	42.4	38.9
Strongly Agree	29.2	35.4
Can't Judge	4.0	5.1
<b>Academically honest (do not cheat, plagiarize)*</b>		
Strongly Disagree	1.4	0.9
Disagree	2.9	2.3
Neutral	13.1	8.9
Agree	35.2	34.0
Strongly Agree	38.9	45.3
Can't Judge	8.5	8.7

\*Significant differences exist between male and female respondents on this item. (p<.05)

**TABLE 20**  
**Significant Differences in Respondent's Educational Experiences**  
**within Major (by Gender)**

<b>In my major:</b>	<b>Male</b>	<b>Female</b>
	<i>Percentages</i>	
<b>Faculty are effective teachers*</b>		
Strongly Disagree	1.5	1.4
Disagree	2.8	4.9
Neutral	14.5	10.4
Agree	42.4	41.7
Strongly Agree	36.0	38.9
Can't Judge	2.8	2.7
<b>Faculty are interested in the personal development of students*</b>		
Strongly Disagree	2.4	1.0
Disagree	5.0	4.2
Neutral	13.0	12.5
Agree	42.6	36.7
Strongly Agree	33.9	41.4
Can't Judge	3.1	4.3
<b>Faculty are interested in the academic and professional development of students*</b>		
Strongly Disagree	1.7	0.9
Disagree	2.8	3.2
Neutral	10.6	9.3
Agree	45.9	40.4
Strongly Agree	36.4	42.9
Can't Judge	2.5	3.2
<b>Faculty introduced students to a broad range of ideas, perspective, and worldviews*</b>		
Strongly Disagree	2.3	1.1
Disagree	5.2	4.8
Neutral	17.2	12.9
Agree	42.1	40.1
Strongly Agree	30.8	38.3
Can't Judge	2.4	2.9

\*Significant differences exist between male and female respondents on this item. (p<.05)

**TABLE 21**  
**Significant Differences in Satisfaction of K-State Services (by Gender)**

Please rate your level of satisfaction with the following K-State services	Male	Female
	<i>Percentages</i>	
<b>Recruitment materials and process*</b>		
Did not know about	19.9	24.2
Knew about, but did not use	35.4	28.9
Used, and was Dissatisfied	7.3	3.8
Used, and was Satisfied	37.3	43.1
<b>Admissions services and online application*</b>		
Did not know about	7.2	6.0
Knew about, but did not use	17.6	11.4
Used, and was Dissatisfied	8.6	4.8
Used, and was Satisfied	66.6	77.7
<b>Office of the Registrar*</b>		
Did not know about	4.2	5.0
Knew about, but did not use	21.4	15.4
Used, and was Dissatisfied	8.3	5.7
Used, and was Satisfied	66.0	73.8
<b>DARS (Degree Audit Registration System)*</b>		
Did not know about	0.6	0.3
Knew about, but did not use	3.6	1.0
Used, and was Dissatisfied	22.0	16.1
Used, and was Satisfied	73.7	82.6
<b>Access to electronic library resources (databases, electronic journals and electronic books)*</b>		
Did not know about	2.3	1.1
Knew about, but did not use	19.0	11.2
Used, and was Dissatisfied	8.7	6.7
Used, and was Satisfied	70.0	81.0
<b>Library staff (assistance in research, effectively finding information, learning how to use the Libraries)*</b>		
Did not know about	2.3	2.2
Knew about, but did not use	37.6	30.0
Used, and was Dissatisfied	6.3	4.4
Used, and was Satisfied	53.9	63.4
<b>Library holdings (quality and quantity)*</b>		
Did not know about	5.2	8.8
Knew about, but did not use	38.9	36.9
Used, and was Dissatisfied	7.3	4.8
Used, and was Satisfied	48.6	49.5

\*Significant differences exist between male and female respondents on this item. (p<.05)

**TABLE 21 (cont.)**  
**Significant Differences in Satisfaction of K-State Services (by Gender)**

Please rate your level of satisfaction with the following K-State services	Male	Female
	<i>Percentages</i>	
<b>Library Facilities (atmosphere, available seating, hours)*</b>		
Did not know about	1.9	1.7
Knew about, but did not use	14.3	8.6
Used, and was Dissatisfied	9.5	8.2
Used, and was Satisfied	74.2	81.5
<b>Residence hall food service *</b>		
Did not know about	4.6	4.4
Knew about, but did not use	38.6	27.8
Used, and was Dissatisfied	9.5	9.3
Used, and was Satisfied	47.3	58.6
<b>Residence hall facilities*</b>		
Did not know about	5.2	4.6
Knew about, but did not use	40.4	30.3
Used, and was Dissatisfied	11.7	8.4
Used, and was Satisfied	42.8	56.7
<b>Residence hall services and programs*</b>		
Did not know about	7.0	6.2
Knew about, but did not use	50.8	39.5
Used, and was Dissatisfied	8.9	7.5
Used, and was Satisfied	33.3	46.7
<b>K-State Student Union food service*</b>		
Did not know about	1.9	2.8
Knew about, but Did Not Use	15.3	18.2
Used, and was Dissatisfied	12.4	8.4
Used, and was Satisfied	70.4	70.6
<b>Campus bookstore (service)*</b>		
Did not know about	1.7	1.5
Knew about, but did not use	8.7	7.1
Used, and was Dissatisfied	27.1	14.3
Used, and was Satisfied	62.5	77.1
<b>Union Program Council*</b>		
Did not know about	14.9	17.6
Knew about, but did not use	45.7	35.1
Used, and was Dissatisfied	7.5	3.7
Used, and was Satisfied	31.9	43.6
<b>Collegian (campus newspaper)*</b>		
Did not know about	2.0	3.0
Knew about, but did not use	10.7	11.3
Used, and was Dissatisfied	40.4	24.1
Used, and was Satisfied	46.9	61.6

\*Significant differences exist between male and female respondents on this item. (p<.05)

**TABLE 21 (cont.)**  
**Significant Differences in Satisfaction of K-State Services (by Gender)**

Please rate your level of satisfaction with the following K-State services	Male	Female
	<i>Percentages</i>	
<b>Royal Purple Yearbook*</b>		
Did not know about	8.4	10.2
Knew about, but Did Not Use	72.8	70.8
Used, and was Dissatisfied	7.3	3.7
Used, and was Satisfied	11.4	15.3
<b>Students' Attorney*</b>		
Did not know about	37.0	47.0
Knew about, but did not use	47.6	41.5
Used, and was Dissatisfied	4.5	2.3
Used, and was Satisfied	11.0	9.2
<b>Career and Employment Services*</b>		
Did not know about	3.1	3.3
Knew about, but did not use	31.0	25.2
Used, and was Dissatisfied	13.6	9.3
Used, and was Satisfied	52.3	62.3
<b>Office of Educational Support Services (ESS) – Trio, Pilots, Upward Bound*</b>		
Did not know about	30.2	31.0
Knew about, but Did Not Use	52.0	53.7
Used, and was Dissatisfied	5.3	2.0
Used, and was Satisfied	12.4	13.3
<b>Disability Support Services*</b>		
Did not know about	22.7	19.8
Knew about, but did not use	67.0	72.5
Used, and was Dissatisfied	3.7	2.3
Used, and was Satisfied	6.6	5.3
<b>McCain Performance Series*</b>		
Did not know about	8.1	7.5
Knew about, but did not use	51.8	39.7
Used, and was Dissatisfied	4.1	2.4
Used, and was Satisfied	36.0	50.3
<b>Convocations/Lectures (e.g. Landon, Lou Douglas, Dorothy Thompson, Departmental) *</b>		
Did not know about	8.0	11.5
Knew about, but Did Not Use	38.9	36.2
Used, and was Dissatisfied	5.1	2.5
Used, and was Satisfied	48.1	49.8
<b>Diversity Office*</b>		
Did not know about	33.0	35.2
Knew about, but did not use	57.3	57.4
Used, and was Dissatisfied	4.3	1.4
Used, and was Satisfied	5.3	5.9

\*Significant differences exist between male and female respondents on this item. (p<.05)

**TABLE 21 (cont.)**  
**Significant Differences in Satisfaction of K-State Services (by Gender)**

Please rate your level of satisfaction with the following K-State services	Male	Female
	<i>Percentages</i>	
<b>Multicultural Student Organizations*</b>		
Did not know about	23.0	23.5
Knew about, but did not use	64.2	66.3
Used, and was Dissatisfied	4.5	1.6
Used, and was Satisfied	8.3	8.6
<b>Office of Student Life*</b>		
Did not know about	15.1	13.5
Knew about, but did not use	61.8	55.1
Used, and was Dissatisfied	6.4	1.8
Used, and was Satisfied	16.7	29.6
<b>Lafene Health Center*</b>		
Did not know about	4.2	4.2
Knew about, but did not use	29.0	13.6
Used, and was Dissatisfied	21.8	24.6
Used, and was Satisfied	44.9	57.5
<b>Parking Services*</b>		
Did not know about	3.4	3.4
Knew about, but did not use	16.6	13.3
Used, and was Dissatisfied	54.7	47.1
Used, and was Satisfied	25.3	36.2
<b>Parking facilities (maintenance, appearance, etc.)*</b>		
Did not know about	3.1	4.2
Knew about, but did not use	16.0	14.3
Used, and was Dissatisfied	37.7	29.4
Used, and was Satisfied	43.1	52.1
<b>Alcohol and Drug Education*</b>		
Did not know about	35.2	37.2
Knew about, but did not use	55.1	56.6
Used, and was Dissatisfied	4.3	1.6
Used, and was Satisfied	5.4	4.5
<b>Developing Scholars*</b>		
Did not know about	44.0	48.7
Knew about, but did not use	46.4	46.6
Used, and was Dissatisfied	3.1	1.2
Used, and was Satisfied	6.5	3.5
<b>Academic and Career Information Center*</b>		
Did not know about	29.0	25.2
Knew about, but did not use	48.2	50.2
Used, and was Dissatisfied	5.3	2.8
Used, and was Satisfied	17.5	21.8

\*Significant differences exist between male and female respondents on this item. (p<.05)

**TABLE 21 (cont.)**  
**Significant Differences in Satisfaction of K-State Services (by Gender)**

Please rate your level of satisfaction with the following K-State services	Male	Female
	<i>Percentages</i>	
<b>Women's Center*</b>		
Did not know about	37.6	25.8
Knew about, but did not use	54.1	53.7
Used, and was Dissatisfied	3.5	2.7
Used, and was Satisfied	4.8	17.8
<b>McNair Scholars*</b>		
Did not know about	51.9	53.4
Knew about, but did not use	41.1	42.0
Used, and was Dissatisfied	3.1	1.2
Used, and was Satisfied	3.9	3.4
<b>Healthy Decisions*</b>		
Did not know about	34.2	32.2
Knew about, but did not use	53.7	54.5
Used, and was Dissatisfied	4.1	1.8
Used, and was Satisfied	8.0	11.5

\*Significant differences exist between male and female respondents on this item. (p<.05)

**TABLE 22**  
**Significant Differences in Progress Made at K-State (by Gender)**

As a result of your experiences at K-State, how much progress do you feel you have made in each of the following areas?	Male	Female
	<i>Percentages</i>	
<b>Developing an understanding and enjoyment of the arts (art, music, drama, and literature)*</b>		
None	11.2	6.6
Very Little	32.2	23.8
Some	33.8	39.6
Very Much	22.7	29.9
<b>Developing an understanding and enjoyment of the arts*</b>		
None	11.2	6.6
Very Little	32.2	23.8
Some	33.8	39.6
Very Much	22.7	29.9
<b>Ability to speak a second language *</b>		
None	58.6	52.5
Very Little	16.9	16.6
Some	14.7	17.3
Very Much	9.9	13.5

\*Significant differences exist between male and female respondents on this item. (p<.05)

**TABLE 22 (cont.)**  
**Significant Differences in Progress Made at K-State (by Gender)**

As a result of your experiences at K-State, how much progress do you feel you have made in each of the following areas?	Male	Female
	<i>Percentages</i>	
<b>Becoming aware of different philosophies, cultures, and ways of life *</b>		
None	7.9	4.2
Very Little	21.0	16.1
Some	40.1	36.3
Very Much	31.1	43.3
<b>Developing your own values and ethical standards*</b>		
None	3.4	2.2
Very Little	10.5	6.1
Some	37.6	33.2
Very Much	48.6	58.5
<b>Understanding the ethical standards of your discipline or profession*</b>		
None	2.1	1.1
Very Little	6.5	4.2
Some	35.3	28.0
Very Much	56.1	66.7
<b>Understanding yourself – your abilities, interests, and perspectives*</b>		
None	1.7	0.8
Very Little	5.5	4.2
Some	35.0	26.9
Very Much	57.8	68.0
<b>Understanding other people and their abilities, interests, and perspectives*</b>		
None	1.9	0.7
Very Little	6.9	4.7
Some	41.9	33.5
Very Much	49.3	61.0
<b>Ability to participate as a team member*</b>		
None	1.9	1.1
Very Little	5.4	4.4
Some	36.8	32.2
Very Much	55.9	62.2

\*Significant differences exist between male and female respondents on this item. (p<.05)



**TABLE 22 (cont.)**  
**Significant Differences in Progress Made at K-State (by Gender)**

As a result of your experiences at K-State, how much progress do you feel you have made in each of the following areas?	Male	Female
	<i>Percentages</i>	
<b>Ability to interact positively with people who are different from you*</b>		
None	1.5	1.2
Very Little	7.2	4.7
Some	39.0	29.0
Very Much	52.3	65.0
<b>Developing good health habits and physical fitness*</b>		
None	10.2	7.2
Very Little	21.3	18.8
Some	38.5	41.3
Very Much	30.0	32.7
<b>Understanding the nature of science and experimentation*</b>		
None	4.9	7.1
Very Little	15.9	26.5
Some	38.7	33.5
Very Much	40.6	32.8
<b>Understanding new scientific and technical developments*</b>		
None	5.2	7.4
Very Little	13.9	28.6
Some	40.2	33.8
Very Much	40.7	30.1
<b>Becoming aware of the consequences of new applications in science and technology*</b>		
None	5.6	8.9
Very Little	16.6	27.0
Some	39.0	34.4
Very Much	38.8	29.7
<b>Quantitative thinking – understanding probabilities, proportions, etc.*</b>		
None	2.0	3.6
Very Little	7.5	14.9
Some	38.3	41.2
Very Much	52.2	40.4
<b>Ability to learn on your own, pursue ideas, and find information you need*</b>		
None	1.4	1.2
Very Little	5.2	2.1
Some	30.0	27.8
Very Much	63.4	68.9

\*Significant differences exist between male and female respondents on this item. (p<.05)

**TABLE 23**  
**Significant Differences in Experiences and Relationships (by Gender)**

Universities differ from one another in the extent to which they emphasize various aspects of student development. Thinking of your experiences at K-State, to what extent was each of the following emphasized?	Male	Female
	<i>Percentages</i>	
<b>The development of academic, scholarly, and intellectual qualities*</b>		
Weak Emphasis	1.8	1.0
-	0.8	0.4
-	1.8	1.5
Moderate Emphasis	11.4	9.9
-	29.1	24.2
-	33.5	36.8
Strong Emphasis	21.7	26.2
<b>The development of aesthetic, expressive, and creative qualities *</b>		
Weak Emphasis	2.5	1.9
-	7.0	3.7
-	12.3	9.3
Moderate Emphasis	21.5	20.4
-	28.5	29.6
-	19.5	20.8
Strong Emphasis	8.7	14.3
<b>The personal relevance and practical value of your courses*</b>		
Weak Emphasis	2.1	1.2
-	2.6	1.3
-	6.9	4.6
Moderate Emphasis	13.4	11.9
-	27.6	26.9
-	30.7	31.4
Strong Emphasis	16.6	22.6
<b>Relationships with other students, student groups, and activities*</b>		
Sense of Alienation	1.1	0.6
-	2.4	1.5
-	9.8	6.6
-	22.1	21.3
-	32.9	29.9
Sense of Belonging	29.4	36.2

\*Significant differences exist between male and female respondents on this item. (p<.05)

**TABLE 24**  
**Significant Differences in Plans after Graduation (by Gender)**

	<b>Male</b>	<b>Female</b>
	<i>Percentages</i>	
<b>What are your plans after graduation?*</b>		
Have a job that will continue after graduation	8.7	6.9
Have a job lined up to begin after graduation	39.4	26.8
Will look for a job	26.6	32.0
Pursue additional undergraduate education	1.6	3.9
Will attend graduate school	15.0	22.5
Volunteer work (Peace Corps, AmeriCorp, etc.)	1.1	1.4
No plans for a job at this time	1.0	1.4
Military	2.6	0.5
Starting or raising a family	0.8	2.0
Other	3.1	2.7

\*Significant differences exist between male and female respondents on this item. (p<.05)

**SIGNIFICANT DIFFERENCES IN RESPONSES BY SEMESTER**

**TABLE 25**  
**Significant Differences in Demographics (by Semester)**

	<b>Fall 2010</b>	<b>Spring 2011</b>
	<i>Percentages</i>	
<b>Gender*</b>		
Male	50.2	43.9
Female	49.8	56.1
<b>What is your age?*</b>		
Less than 22	8.6	17.7
22	33.1	42.3
23	31.1	22.6
24 – 26	15.5	10.6
Over 26	11.8	6.7
<b>What is your overall G.P.A. at K-State?*</b>		
Less than 2.5	4.9	3.7
2.5 – 2.99	28.0	21.1
3.0 – 3.49	31.9	34.6
3.5 – 4.0	32.7	39.0
I prefer not to respond	2.5	1.6

\*Significant differences exist between Fall and Spring respondents on this item. (p<.05)

**TABLE 26**  
**Significant Differences in Respondent's Educational Experiences within**  
**Major (by Semester)**

<b>In my major:</b>	<b>Fall 2010</b>	<b>Spring 2011</b>
	<i>Percentages</i>	
<b>Academically Honest*</b>		
Strongly disagree	1.8	0.8
Disagree	1.7	3.0
Neutral	10.8	10.8
Agree	37.9	32.9
Strongly agree	39.3	43.8
Can't Judge	8.5	8.7
<b>Find value in working in groups*</b>		
Strongly disagree	2.8	3.9
Disagree	11.5	9.8
Neutral	14.3	18.9
Agree	30.4	31.9
Strongly agree	34.9	29.2
Can't Judge	6.0	6.3
<b>Faculty listen and respond to undergraduates regarding student needs, concerns, and suggestions*</b>		
Strongly disagree	2.3	1.6
Disagree	5.0	5.8
Neutral	14.0	15.9
Agree	45.6	38.1
Strongly agree	30.6	34.3
Can't Judge	2.5	4.3

\*Significant differences exist between Fall and Spring respondents on this item. (p<.05)

**TABLE 27**  
**Significant Differences in Satisfaction of K-State Services (by Semester)**

Please rate your level of satisfaction with the following K-State services	Fall 2010	Spring 2011
	<i>Percentages</i>	
<b>Recruitment materials and processes*</b>		
Did not know about	23.9	21.5
Knew about, but did not use	35.9	30.0
Used, and was Dissatisfied	5.4	5.4
Used, and was Satisfied	34.8	43.1
<b>Office of the Registrar*</b>		
Did not know about	6.8	3.7
Knew about, but did not use	18.1	18.2
Used, and was Dissatisfied	7.7	6.6
Used, and was Satisfied	67.4	71.6
<b>Residence hall facilities*</b>		
Did not know about	4.7	5.0
Knew about, but did not use	39.3	32.8
Used, and was Dissatisfied	10.6	9.5
Used, and was Satisfied	45.4	52.7
<b>Residence hall services and programs*</b>		
Did not know about	6.1	6.8
Knew about, but did not use	52.2	41.2
Used, and was Dissatisfied	7.3	8.6
Used, and was Satisfied	34.4	43.4
<b>K-State Student Union food services*</b>		
Did not know about	2.3	2.5
Knew about, but did not use	21.0	15.0
Used, and was Dissatisfied	9.4	10.6
Used, and was Satisfied	67.3	72.0
<b>Union Program Council*</b>		
Did not know about	20.3	14.6
Knew about, but did not use	43.0	38.5
Used, and was Dissatisfied	4.7	5.8
Used, and was Satisfied	32.0	41.2
<b>Royal Purple Yearbook*</b>		
Did not know about	10.4	8.9
Knew about, but did not use	74.4	70.5
Used, and was Dissatisfied	5.4	5.4
Used, and was Satisfied	9.7	15.3

\*Significant differences exist between Fall and Spring respondents on this item. (p<.05)

**TABLE 27 (cont.)**  
**Significant Differences in Satisfaction of K-State Services (by Semester)**

Please rate your level of satisfaction with the following K-State services	Fall 2010	Spring 2011
	<i>Percentages</i>	
<b>Recreational Services*</b>		
Did not know about	3.8	3.0
Knew about, but did not use	20.0	15.0
Used, and was Dissatisfied	6.8	9.5
Used, and was Satisfied	69.4	72.5
<b>Career and Employment Service*</b>		
Did not know about	3.3	3.2
Knew about, but did not use	31.0	26.3
Used, and was Dissatisfied	13.6	10.2
Used, and was Satisfied	52.2	60.3
<b>Office of Educational Support Services (ESS) *</b>		
Did not know about	27.8	31.9
Knew about, but did not use	56.2	51.5
Used, and was Dissatisfied	5.0	2.8
Used, and was Satisfied	11.0	13.8
<b>Disability Support Services*</b>		
Did not know about	22.6	20.4
Knew about, but did not use	70.6	69.7
Used, and was Dissatisfied	3.3	2.8
Used, and was Satisfied	3.5	7.0
<b>McCain Performance Series*</b>		
Did not know about	7.5	7.9
Knew about, but did not use	48.5	43.7
Used, and was Dissatisfied	4.3	2.6
Used, and was Satisfied	39.7	45.7
<b>Diversity Office*</b>		
Did not know about	32.9	34.8
Knew about, but did not use	59.7	56.4
Used, and was Dissatisfied	3.8	2.2
Used, and was Satisfied	3.7	6.6
<b>Office of Student Life*</b>		
Did not know about	14.8	13.9
Did not know about	62.6	56.1
Knew about, but did not use	3.8	3.9
Used, and was Dissatisfied	18.8	26.0
Used, and was Satisfied		
<b>Lafene Health Center*</b>		
Did not know about	4.5	4.1
Knew about, but did not use	24.3	18.9
Used, and was Dissatisfied	21.4	24.3
Used, and was Satisfied	49.7	52.8

\*Significant differences exist between Fall and Spring respondents on this item. (p<.05)

**TABLE 27 (cont.)**  
**Significant Differences in Satisfaction of K-State Services (by Semester)**

Please rate your level of satisfaction with the following K-State services	Fall 2010	Spring 2011
	<i>Percentages</i>	
<b>Campus Security*</b>		
Did not know about	6.4	5.7
Knew about, but did not use	51.8	44.0
Used, and was Dissatisfied	8.9	9.5
Used, and was Satisfied	32.9	40.8
<b>Child Development Center*</b>		
Did not know about	30.1	23.2
Knew about, but did not use	62.6	67.3
Used, and was Dissatisfied	2.8	3.3
Used, and was Satisfied	4.5	6.2
<b>Healthy Decisions*</b>		
Did not know about	37.6	31.1
Knew about, but did not use	53.2	54.6
Used, and was Dissatisfied	2.8	2.9
Used, and was Satisfied	6.4	11.4

\*Significant differences exist between Fall and Spring respondents on this item. (p<.05)



**TABLE 28**  
**Significant Differences in Progress Made at K-State (by Semester)**

Please rate your level of satisfaction with the following K-State services	Fall 2010	Spring 2011
	<i>Percentages</i>	
<b>Improving written communication skills*</b>		
None	1.4	3.1
Very Little	11.0	9.6
Some	44.2	39.8
Very Much	43.4	47.6
<b>Ability to participate as a team member*</b>		
None	1.3	1.6
Very Little	4.5	5.0
Some	39.3	32.0
Very Much	54.9	61.4
<b>Quantitative thinking- understanding probabilities, proportions, etc.*</b>		
None	3.1	2.8
Very Little	13.3	10.7
Some	44.3	37.8
Very Much	39.3	48.6
<b>Ability to put ideas together, to see relationships, similarities, and differences between ideas*</b>		
None	0.7	1.4
Very Little	6.8	4.1
Some	40.0	33.6
Very Much	52.4	60.8
<b>Ability to learn on your own, pursue ideas, and find information you need*</b>		
None	1.3	1.3
Very Little	4.5	3.1
Some	32.5	27.0
Very Much	61.8	68.6

\*Significant differences exist between Fall and Spring respondents on this item. (p<.05)

**TABLE 29**  
**Significant Differences in Academic Emphasis (by Semester)**

	Fall 2010	Spring 2011
	<i>Percentages</i>	
<b>The development of academic, scholarly, and intellectual qualities*</b>		
Weak Emphasis	2.0	1.1
-	0.5	0.6
-	2.0	1.4
Moderate Emphasis	13.9	9.0
-	28.5	25.4
-	33.4	36.2
Strong Emphasis	19.7	26.3
<b>Being critical, evaluative, and analytical*</b>		
Weak Emphasis	1.6	0.9
-	0.5	0.6
-	2.7	1.9
Moderate Emphasis	14.1	9.7
-	29.1	24.8
-	31.4	35.3
Strong Emphasis	20.6	26.8
<b>The development of vocational and occupational competence*</b>		
Weak Emphasis	2.9	1.2
-	3.6	2.7
-	6.3	5.4
Moderate Emphasis	16.1	14.2
-	27.1	27.2
-	30.5	29.5
Strong Emphasis	13.5	19.8

\*Significant differences exist between Fall and Spring respondents on this item. (p<.05)

**TABLE 30**  
**Significant Differences in Student Relationships (by Semester)**

<b>The next three ratings refer to relationships among people at Kansas State University. Again, thinking of your own experience, how would you rate these relationships on the following scales?</b>	Fall 2010	Spring 2011
	<i>Percentages</i>	
<b>Relationships with Graduate Teaching Assistants (GTA's)*</b>		
Remote, Unsympathetic, Unhelpful	6.0	3.4
-	6.7	5.1
-	11.0	9.8
-	20.4	19.9
-	26.4	25.6
-	18.6	23.2
Approachable, Understanding, Helpful	11.0	13.0

\*Significant differences exist between Fall and Spring respondents on this item. (p<.05)

**TABLE 31**  
**Significant Differences in Attitudes Toward K-State (by Semester)**

	<b>Fall 2010</b>	<b>Spring 2011</b>
	<i>Percentages</i>	
<b>What is your general attitude toward K-State?*</b>		
Very Negative	1.1	0.5
Negative	2.9	1.7
Positive	38.4	32.6
Very Positive	57.4	65.1

\*Significant differences exist between Fall and Spring respondents on this item. (p<.05)

**TABLE 32**  
**Significant Differences in Plans after Graduation (by Semester)**

	<b>Fall 2010</b>	<b>Spring 2011</b>
	<i>Percentages</i>	
<b>What are your plans after graduation?*</b>		
Have a job that will continue after graduation	9.0	7.1
Have a job lined up to begin after graduation	28.9	34.2
Will look for a job	36.7	26.3
Pursue additional undergraduate education	2.0	3.3
Will attend graduate school	13.9	21.5
Volunteer work (Peace Corps, AmeriCorp, etc.)	1.3	1.3
No plans for a job at this time	1.3	1.2
Military	1.4	1.5
Starting or raising a family	1.8	1.3
Other	3.6	2.6

\*Significant differences exist between Fall and Spring respondents on this item. (p<.05)

**SIGNIFICANT DIFFERENCES IN RESPONSES BY ACADEMIC YEAR**

**TABLE 33**  
**Significant Differences in Respondent's Rating of Other Students within**  
**Major (by Academic Year)**

<b>In my major:</b>	<b>2010-2011</b>	<b>2009-2010</b>
	<i>Percentages</i>	
<b>Competitive with each other*</b>		
Strongly disagree	3.6	5.2
Disagree	13.9	15.0
Neutral	24.0	26.3
Agree	36.1	34.4
Strongly agree	17.0	14.5
Can't Judge	5.4	4.6
<b>Career oriented*</b>		
Strongly disagree	0.8	0.9
Disagree	2.9	4.1
Neutral	10.4	9.2
Agree	36.4	41.3
Strongly agree	43.1	41.1
Can't Judge	6.3	3.4
<b>Supportive and helpful to each other in meeting the academic demands of the program*</b>		
Strongly disagree	1.3	1.2
Disagree	3.0	2.5
Neutral	9.5	12.5
Agree	36.6	40.0
Strongly agree	44.3	39.9
Can't Judge	5.3	3.9
<b>Serious about their studies*</b>		
Strongly disagree	1.3	0.7
Disagree	4.5	4.6
Neutral	16.4	17.4
Agree	40.5	45.2
Strongly agree	32.6	28.4
Can't Judge	4.6	3.7
<b>Academically honest ( do not cheat, plagiarize)*</b>		
Strongly disagree	1.1	1.1
Disagree	2.6	3.3
Neutral	10.8	11.6
Agree	34.5	38.6
Strongly agree	42.3	38.3
Can't Judge	8.6	7.0

\*Significant differences exist between 2010-2011 and 2009-2010 respondents on this item. (p<.05)

**TABLE 33 (cont.)**  
**Significant Differences in Respondent's Rating of Other Students within**  
**Major (by Academic Year)**

<b>In my major:</b>	<b>2010-2011</b>	<b>2009-2010</b>
	<i>Percentages</i>	
<b>Find value in working in groups*</b>		
Strongly disagree	3.5	3.2
Disagree	10.3	8.6
Neutral	17.4	18.7
Agree	31.4	35.8
Strongly agree	31.0	29.2
Can't Judge	6.2	4.6

\*Significant differences exist between 2010-2011 and 2009-2010 respondents on this item. (p<.05)

**TABLE 34**  
**Significant Differences in Respondent's Educational Experiences within**  
**Major (by Academic Year)**

<b>In my major:</b>	<b>2010-2011</b>	<b>2009-2010</b>
	<i>Percentages</i>	
<b>Faculty are accessible for out-of-class assistance*</b>		
Strongly disagree	1.1	1.4
Disagree	2.9	3.3
Neutral	9.7	12.1
Agree	40.2	42.5
Strongly agree	42.0	38.2
Can't Judge	4.0	2.5
<b>Faculty are effective teachers*</b>		
Strongly disagree	1.4	1.9
Disagree	3.9	3.8
Neutral	12.3	13.3
Agree	42.0	47.3
Strongly agree	37.6	32.5
Can't Judge	2.7	1.2
<b>Faculty are interested in the personal development of students*</b>		
Strongly disagree	1.6	1.8
Disagree	4.5	4.7
Neutral	12.7	16.7
Agree	39.4	41.3
Strongly agree	38.0	32.9
Can't Judge	3.7	2.5

\*Significant differences exist between 2010-2011 and 2009-2010 respondents on this item. (p<.05)

**TABLE 34 (cont.)**  
**Significant Differences in Respondent's Educational Experiences within**  
**Major (by Academic Year)**

<b>In my major:</b>	<b>2010-2011</b>	<b>2009-2010</b>
	<i>Percentages</i>	
<b>Faculty are interested in the academic and professional development of students*</b>		
Strongly disagree	1.3	1.6
Disagree	3.0	3.3
Neutral	9.9	11.7
Agree	42.9	44.8
Strongly agree	40.0	36.8
Can't Judge	2.9	1.8
<b>Faculty listen and respond to undergraduates regarding student needs, concerns, and suggestions.*</b>		
Strongly disagree	1.8	3.0
Disagree	5.5	5.4
Neutral	15.3	15.5
Agree	40.5	44.5
Strongly agree	33.1	29.1
Can't Judge	3.7	2.5

\*Significant differences exist between 2010-2011 and 2009-2010 respondents on this item. (p<.05)

**TABLE 35**  
**Significant Differences in Encouragement Within Major (by Academic Year)**

<b>Students in my major are encouraged to:</b>	<b>2010-2011</b>	<b>2009-2010</b>
	<i>Percentages</i>	
<b>Attend professional seminars and colloquia.*</b>		
Strongly disagree	2.7	3.5
Disagree	9.5	9.8
Neutral	17.7	20.8
Agree	38.5	37.0
Strongly agree	26.2	25.4
Can't Judge	5.4	3.5
<b>Participate in research or creative projects with faculty or other students*</b>		
Strongly disagree	3.1	3.6
Disagree	11.6	11.4
Neutral	20.7	20.7
Agree	33.7	38.4
Strongly agree	24.8	22.3
Can't Judge	6.1	3.6

\*Significant differences exist between 2010-2011 and 2009-2010 respondents on this item. (p<.05)

**TABLE 36**  
**Significant Differences in Satisfaction of K-State Services (by Academic Year)**

Please rate your level of satisfaction with the following K-State services	2010-2011	2009-2010
	<i>Percentages</i>	
<b>iSIS (KATS) and its many applications*</b>		
Did not know about	0.4	1.3
Knew about, but did not use	2.2	1.9
Used, and was Dissatisfied	18.8	18.4
Used, and was Satisfied	78.6	78.4
<b>Library facilities (atmosphere, available seating, hours)*</b>		
Did not know about	1.8	2.0
Knew about, but did not use	11.2	11.1
Used, and was Dissatisfied	8.8	6.0
Used, and was Satisfied	78.2	80.9
<b>Union Program Council*</b>		
Did not know about	16.4	16.8
Knew about, but did not use	39.9	38.8
Used, and was Dissatisfied	5.4	3.6
Used, and was Satisfied	38.3	38.8
<b>Collegian (campus newspaper)*</b>		
Did not know about	2.6	2.0
Knew about, but did not use	11.0	8.4
Used, and was Dissatisfied	31.5	31.4
Used, and was Satisfied	54.9	58.2
<b>Recreational Services*</b>		
Did not know about	3.2	2.7
Knew about, but did not use	16.6	16.5
Used, and was Dissatisfied	8.7	6.1
Used, and was Satisfied	71.5	74.7
<b>Disability Support Services*</b>		
Did not know about	21.1	23.4
Knew about, but did not use	70.0	69.3
Used, and was Dissatisfied	3.0	1.5
Used, and was Satisfied	5.9	5.7
<b>Convocations/lectures (e.g., Landon, Lou Douglas, Dorothy Thompson, Departmental)*</b>		
Did not know about	9.9	8.1
Knew about, but did not use	37.4	35.1
Used, and was Dissatisfied	3.7	2.2
Used, and was Satisfied	49.0	54.6

\*Significant differences exist between 2010-2011 and 2009-2010 respondents on this item. (p<.05)

**TABLE 36 (cont.)**  
**Significant Differences in Satisfaction of K-State Services (by Academic Year)**

Please rate your level of satisfaction with the following K-State services	2010-2011	2009-2010
	<i>Percentages</i>	
<b>Child Development Center*</b>		
Did not know about	25.4	31.2
Knew about, but did not use	65.8	62.0
Used, and was Dissatisfied	3.1	1.7
Used, and was Satisfied	5.6	5.1
<b>McNair Scholars*</b>		
Did not know about	52.7	56.9
Knew about, but did not use	41.6	38.4
Used, and was Dissatisfied	2.1	3.1
Used, and was Satisfied	3.6	3.4
<b>Healthy Decisions*</b>		
Did not know about	33.1	38.5
Knew about, but did not use	54.2	49.6
Used, and was Dissatisfied	2.9	1.7
Used, and was Satisfied	9.9	10.3

\*Significant differences exist between 2010-2011 and 2009-2010 respondents on this item. (p<.05)

**TABLE 37**  
**Significant Differences in Attitude Toward K-State (by Academic Year)**

	2010-2011	2009-2010
	<i>Percentages</i>	
<b>What is your general attitude toward K-State?*</b>		
Very Negative	0.7	0.5
Negative	2.1	3.5
Positive	34.5	36.9
Very Positive	62.7	59.2

\*Significant differences exist between 2010-2011 and 2009-2010 respondents on this item. (p<.05)



**TABLE 38**  
**Significant Differences in Plans after Graduation (by Academic Year)**

	<b>2010-2011</b>	<b>2009-2010</b>
	<i>Percentages</i>	
<b>What are your plans after graduation?*</b>		
Have a job that will continue after graduation	7.7	7.0
Have a job lined up to begin after graduation	32.5	25.9
Will look for a job	29.5	34.8
Pursue additional undergraduate education	2.9	-
Will attend graduate school	19.1	24.0
Volunteer work (Peace Corps, AmeriCorp, etc.)	1.3	1.3
No plans for a job at this time	1.2	1.3
Military	1.5	1.9
Starting or raising a family	1.4	0.9
Other	2.9	3.0

\*Significant differences exist between 2010-2011 and 2009-2010 respondents on this item. (p<.05)

**APPENDIX A**

2010 – 2011 Senior Survey



**Question 6 *\*\* required \*\****

**Ethnicity/Race**

- American Indian/Alaskan Native
- Asian or Pacific Islander
- Black, Non-Hispanic
- Hispanic/Spanish/Latin American
- Mexican/Mexican American
- White/Non-Hispanic
- Multiracial
- Other
- I prefer not to respond

**Question 7 *\*\* required \*\****

**What is your age?**

- Under 22
- 22
- 23
- 24-26
- Over 26

**Question 8 *\*\* required \*\****

How many credit hours did you transfer into K-State from another college or university?

	0	1 to 20	21 to 30	31 to 40	41 to 60	61+
<b>8.1</b> A two year college	<input type="radio"/>	<input type="radio"/>	<input type="radio"/>	<input type="radio"/>	<input type="radio"/>	<input type="radio"/>
<b>8.2</b> Another Kansas 4 year public university	<input type="radio"/>	<input type="radio"/>	<input type="radio"/>	<input type="radio"/>	<input type="radio"/>	<input type="radio"/>
<b>8.3</b> An out-of-state 4 year public university	<input type="radio"/>	<input type="radio"/>	<input type="radio"/>	<input type="radio"/>	<input type="radio"/>	<input type="radio"/>
<b>8.4</b> A private 4 year college or university	<input type="radio"/>	<input type="radio"/>	<input type="radio"/>	<input type="radio"/>	<input type="radio"/>	<input type="radio"/>
<b>8.5</b> Other	<input type="radio"/>	<input type="radio"/>	<input type="radio"/>	<input type="radio"/>	<input type="radio"/>	<input type="radio"/>

**Question 9 *\*\* required \*\****

**What is your overall GPA at K-State?**

- less than 2.5
- 2.5 - 2.99
- 3.0 - 3.49
- 3.5 - 4.0
- I prefer not to respond

**Page 3**

**Question 10 *\*\* required \*\****

Students in my major are:

1 - Strongly Disagree | 2 - Disagree | 3 - Neutral | 4 - Agree  
5 - Strongly Agree | 6 - Can't Judge

--	--	--	--	--	--	--	--

	1	2	3	4	5	6
<b>10.1</b> Competitive with each other.	<input type="radio"/>	<input type="radio"/>	<input type="radio"/>	<input type="radio"/>	<input type="radio"/>	<input type="radio"/>
<b>10.2</b> Career oriented.	<input type="radio"/>	<input type="radio"/>	<input type="radio"/>	<input type="radio"/>	<input type="radio"/>	<input type="radio"/>
<b>10.3</b> Supportive and helpful to each other in meeting the academic demands of the program.	<input type="radio"/>	<input type="radio"/>	<input type="radio"/>	<input type="radio"/>	<input type="radio"/>	<input type="radio"/>
<b>10.4</b> Interested in a broad range of ideas from many disciplines.	<input type="radio"/>	<input type="radio"/>	<input type="radio"/>	<input type="radio"/>	<input type="radio"/>	<input type="radio"/>
<b>10.5</b> Serious about their studies.	<input type="radio"/>	<input type="radio"/>	<input type="radio"/>	<input type="radio"/>	<input type="radio"/>	<input type="radio"/>
<b>10.6</b> Academically honest (do not cheat, plagiarize).	<input type="radio"/>	<input type="radio"/>	<input type="radio"/>	<input type="radio"/>	<input type="radio"/>	<input type="radio"/>
<b>10.7</b> Find value in working in groups.	<input type="radio"/>	<input type="radio"/>	<input type="radio"/>	<input type="radio"/>	<input type="radio"/>	<input type="radio"/>

**Question 11 *\*\* required \*\******In my major:**

1 - Strongly Disagree | 2 - Disagree | 3 - Neutral | 4 - Agree  
5 - Strongly Agree | 6 - Can't Judge

	1	2	3	4	5	6
<b>11.1</b> I received high-quality advising.	<input type="radio"/>	<input type="radio"/>	<input type="radio"/>	<input type="radio"/>	<input type="radio"/>	<input type="radio"/>
<b>11.2</b> I received support in finding appropriate employment or pursuing graduate study.	<input type="radio"/>	<input type="radio"/>	<input type="radio"/>	<input type="radio"/>	<input type="radio"/>	<input type="radio"/>
<b>11.3</b> Faculty are accessible for out-of-class assistance.	<input type="radio"/>	<input type="radio"/>	<input type="radio"/>	<input type="radio"/>	<input type="radio"/>	<input type="radio"/>
<b>11.4</b> Faculty are effective teachers.	<input type="radio"/>	<input type="radio"/>	<input type="radio"/>	<input type="radio"/>	<input type="radio"/>	<input type="radio"/>
<b>11.5</b> Faculty are interested in the personal development of students.	<input type="radio"/>	<input type="radio"/>	<input type="radio"/>	<input type="radio"/>	<input type="radio"/>	<input type="radio"/>
<b>11.6</b> Faculty are interested in the academic and professional development of students.	<input type="radio"/>	<input type="radio"/>	<input type="radio"/>	<input type="radio"/>	<input type="radio"/>	<input type="radio"/>
<b>11.7</b> Faculty introduced students to a broad range of ideas, perspectives, and worldviews.	<input type="radio"/>	<input type="radio"/>	<input type="radio"/>	<input type="radio"/>	<input type="radio"/>	<input type="radio"/>
<b>11.8</b> Faculty listen and respond to undergraduates regarding student needs, concerns, and suggestions.	<input type="radio"/>	<input type="radio"/>	<input type="radio"/>	<input type="radio"/>	<input type="radio"/>	<input type="radio"/>

**Question 12 *\*\* required \*\******Students in my major are encouraged to:**

1 - Strongly Disagree | 2 - Disagree | 3 - Neutral | 4 - Agree  
5 - Strongly Agree | 6 - Can't Judge

	1	2	3	4	5	6
<b>12.1</b> Become personally acquainted with the department's faculty.	<input type="radio"/>	<input type="radio"/>	<input type="radio"/>	<input type="radio"/>	<input type="radio"/>	<input type="radio"/>
<b>12.2</b> Participate in professional interest groups.	<input type="radio"/>	<input type="radio"/>	<input type="radio"/>	<input type="radio"/>	<input type="radio"/>	<input type="radio"/>
<b>12.3</b> Attend professional seminars and colloquia.	<input type="radio"/>	<input type="radio"/>	<input type="radio"/>	<input type="radio"/>	<input type="radio"/>	<input type="radio"/>
<b>12.4</b> Become familiar with current and emerging technology.	<input type="radio"/>	<input type="radio"/>	<input type="radio"/>	<input type="radio"/>	<input type="radio"/>	<input type="radio"/>
<b>12.5</b> Participate in research or creative projects with faculty or other students.	<input type="radio"/>	<input type="radio"/>	<input type="radio"/>	<input type="radio"/>	<input type="radio"/>	<input type="radio"/>

**Question 13 *\*\* required \*\******I found my major to be:**

1 - Strongly Disagree | 2 - Disagree | 3 - Neutral | 4 - Agree  
 5 - Strongly Agree | 6 - Can't Judge

	1	2	3	4	5	6
13.1 Characterized by mutual respect between undergraduate majors and professors.	<input type="radio"/>	<input type="radio"/>	<input type="radio"/>	<input type="radio"/>	<input type="radio"/>	<input type="radio"/>
13.2 Academically stimulating.	<input type="radio"/>	<input type="radio"/>	<input type="radio"/>	<input type="radio"/>	<input type="radio"/>	<input type="radio"/>

**Question 14**

Please provide further comments regarding your major(s) or department(s).

Characters Remaining: 2000

**Page 4**

Indicate below how satisfied you have been with each of the following services during your years at K-State.

**Question 15 *\*\* required \*\****

Please rate your level of satisfaction with the following K-State Services.

1 - Did Not Know About | 2 - Knew About, But Did Not Use  
 3 - Used and was Dissatisfied | 4 - Used and was Satisfied

	1	2	3	4
15.1 Recruitment materials and process	<input type="radio"/>	<input type="radio"/>	<input type="radio"/>	<input type="radio"/>
15.2 Admissions services and online application	<input type="radio"/>	<input type="radio"/>	<input type="radio"/>	<input type="radio"/>
15.3 Office of Student Financial Assistance (service)	<input type="radio"/>	<input type="radio"/>	<input type="radio"/>	<input type="radio"/>
15.4 Office of the Registrar	<input type="radio"/>	<input type="radio"/>	<input type="radio"/>	<input type="radio"/>
15.5 ISIS and its many applications	<input type="radio"/>	<input type="radio"/>	<input type="radio"/>	<input type="radio"/>
15.6 DARS (Degree Audit Registration System)	<input type="radio"/>	<input type="radio"/>	<input type="radio"/>	<input type="radio"/>

<b>15.7</b> Access to electronic library resources (databases, electronic journals and electronic books)	<input type="radio"/>	<input type="radio"/>	<input type="radio"/>	<input type="radio"/>
<b>15.8</b> Library staff (assistance in research, effectively finding information, learning how to use the Libraries)	<input type="radio"/>	<input type="radio"/>	<input type="radio"/>	<input type="radio"/>
<b>15.9</b> Library holdings (quality and quantity)	<input type="radio"/>	<input type="radio"/>	<input type="radio"/>	<input type="radio"/>
<b>15.10</b> Library facilities (atmosphere, available seating, hours)	<input type="radio"/>	<input type="radio"/>	<input type="radio"/>	<input type="radio"/>
<b>15.11</b> Residence hall food service	<input type="radio"/>	<input type="radio"/>	<input type="radio"/>	<input type="radio"/>
<b>15.12</b> Residence hall facilities	<input type="radio"/>	<input type="radio"/>	<input type="radio"/>	<input type="radio"/>
<b>15.13</b> Residence hall services and programs	<input type="radio"/>	<input type="radio"/>	<input type="radio"/>	<input type="radio"/>
<b>15.14</b> Scholarship House (Clovia, Smith, Smurthwaite)	<input type="radio"/>	<input type="radio"/>	<input type="radio"/>	<input type="radio"/>
<b>15.15</b> Greek experience (Fraternity/Sorority)	<input type="radio"/>	<input type="radio"/>	<input type="radio"/>	<input type="radio"/>
<b>15.16</b> K-State Student Union food service	<input type="radio"/>	<input type="radio"/>	<input type="radio"/>	<input type="radio"/>
<b>15.17</b> Campus Bookstore (service)	<input type="radio"/>	<input type="radio"/>	<input type="radio"/>	<input type="radio"/>
<b>15.18</b> Union Program Council	<input type="radio"/>	<input type="radio"/>	<input type="radio"/>	<input type="radio"/>
<b>15.19</b> <i>Collegian</i> (campus newspaper)	<input type="radio"/>	<input type="radio"/>	<input type="radio"/>	<input type="radio"/>
<b>15.20</b> Royal Purple Yearbook	<input type="radio"/>	<input type="radio"/>	<input type="radio"/>	<input type="radio"/>
<b>15.21</b> Recreational Services	<input type="radio"/>	<input type="radio"/>	<input type="radio"/>	<input type="radio"/>
<b>15.22</b> Students' Attorney	<input type="radio"/>	<input type="radio"/>	<input type="radio"/>	<input type="radio"/>
<b>15.23</b> Career and Employment Services	<input type="radio"/>	<input type="radio"/>	<input type="radio"/>	<input type="radio"/>
<b>15.24</b> Academic Assistant Center (study skills, testing services, tutoring, instruction in Intermediate Algebra, University Experience, PILOTS Program, etc.)	<input type="radio"/>	<input type="radio"/>	<input type="radio"/>	<input type="radio"/>
<b>15.25</b> Educational Supportive Services (ESS) – individualized tutoring, writing skills, academic guidance, and Academic Enrichment course.	<input type="radio"/>	<input type="radio"/>	<input type="radio"/>	<input type="radio"/>
<b>15.26</b> Disability Support Services	<input type="radio"/>	<input type="radio"/>	<input type="radio"/>	<input type="radio"/>
<b>15.27</b> Non-Traditional Student Services	<input type="radio"/>	<input type="radio"/>	<input type="radio"/>	<input type="radio"/>
<b>15.28</b> McCain Performance Series	<input type="radio"/>	<input type="radio"/>	<input type="radio"/>	<input type="radio"/>
<b>15.29</b> Convocations/lectures (e.g., Landon, Lou Douglas, Dorothy Thompson, Departmental)	<input type="radio"/>	<input type="radio"/>	<input type="radio"/>	<input type="radio"/>
<b>15.30</b> Diversity Office	<input type="radio"/>	<input type="radio"/>	<input type="radio"/>	<input type="radio"/>
<b>15.31</b> Multicultural Student Organizations	<input type="radio"/>	<input type="radio"/>	<input type="radio"/>	<input type="radio"/>
<b>15.32</b> Office of Student Life	<input type="radio"/>	<input type="radio"/>	<input type="radio"/>	<input type="radio"/>
<b>15.33</b> Counseling Services	<input type="radio"/>	<input type="radio"/>	<input type="radio"/>	<input type="radio"/>
<b>15.34</b> Lafene Health Center	<input type="radio"/>	<input type="radio"/>	<input type="radio"/>	<input type="radio"/>
<b>15.35</b> Parking services	<input type="radio"/>	<input type="radio"/>	<input type="radio"/>	<input type="radio"/>
<b>15.36</b> Parking facilities (maintenance, appearance, etc.)	<input type="radio"/>	<input type="radio"/>	<input type="radio"/>	<input type="radio"/>
<b>15.37</b> Parking availability	<input type="radio"/>	<input type="radio"/>	<input type="radio"/>	<input type="radio"/>
<b>15.38</b> Campus Security	<input type="radio"/>	<input type="radio"/>	<input type="radio"/>	<input type="radio"/>
<b>15.39</b> Center for Child Development	<input type="radio"/>	<input type="radio"/>	<input type="radio"/>	<input type="radio"/>
<b>15.40</b> Alcohol and Other Drug Education Services	<input type="radio"/>	<input type="radio"/>	<input type="radio"/>	<input type="radio"/>
<b>15.41</b> Developing Scholars Program	<input type="radio"/>	<input type="radio"/>	<input type="radio"/>	<input type="radio"/>
<b>15.42</b> Academic and Career Information Center	<input type="radio"/>	<input type="radio"/>	<input type="radio"/>	<input type="radio"/>

<b>15.43</b> Women's Center	<input type="radio"/>	<input type="radio"/>	<input type="radio"/>	<input type="radio"/>
<b>15.44</b> McNair Scholars Program	<input type="radio"/>	<input type="radio"/>	<input type="radio"/>	<input type="radio"/>
<b>15.45</b> Healthy Decisions (assists students with identifying sources of support)	<input type="radio"/>	<input type="radio"/>	<input type="radio"/>	<input type="radio"/>

---

**Page 5**
**Question 16** *\*\* required \*\**

As a result of your experience at K-State, how much progress do you feel you have made in each of the following areas?

1 - None | 2 - Very Little | 3 - Some | 4 - Very Much

	1	2	3	4
<b>16.1</b> Gaining a broad general education about different fields of knowledge	<input type="radio"/>	<input type="radio"/>	<input type="radio"/>	<input type="radio"/>
<b>16.2</b> Developing an understanding and enjoyment of the arts (art, music, drama, and literature)	<input type="radio"/>	<input type="radio"/>	<input type="radio"/>	<input type="radio"/>
<b>16.3</b> Improving written communications skills	<input type="radio"/>	<input type="radio"/>	<input type="radio"/>	<input type="radio"/>
<b>16.4</b> Ability to speak a second language	<input type="radio"/>	<input type="radio"/>	<input type="radio"/>	<input type="radio"/>
<b>16.5</b> Becoming aware of different philosophies, cultures, and ways of life	<input type="radio"/>	<input type="radio"/>	<input type="radio"/>	<input type="radio"/>
<b>16.6</b> Improving oral communication skills	<input type="radio"/>	<input type="radio"/>	<input type="radio"/>	<input type="radio"/>
<b>16.7</b> Developing your own values and ethical standards	<input type="radio"/>	<input type="radio"/>	<input type="radio"/>	<input type="radio"/>
<b>16.8</b> Understanding the ethical standards of your discipline or profession	<input type="radio"/>	<input type="radio"/>	<input type="radio"/>	<input type="radio"/>
<b>16.9</b> Understanding yourself - your abilities, interests, and personality	<input type="radio"/>	<input type="radio"/>	<input type="radio"/>	<input type="radio"/>
<b>16.10</b> Understanding other people and their abilities, interests, and perspectives	<input type="radio"/>	<input type="radio"/>	<input type="radio"/>	<input type="radio"/>
<b>16.11</b> Ability to participate as a team member	<input type="radio"/>	<input type="radio"/>	<input type="radio"/>	<input type="radio"/>
<b>16.12</b> Ability to interact positively with people who are different from you	<input type="radio"/>	<input type="radio"/>	<input type="radio"/>	<input type="radio"/>
<b>16.13</b> Developing good health habits and physical fitness	<input type="radio"/>	<input type="radio"/>	<input type="radio"/>	<input type="radio"/>
<b>16.14</b> Understanding the nature of science and experimentation	<input type="radio"/>	<input type="radio"/>	<input type="radio"/>	<input type="radio"/>
<b>16.15</b> Understanding new scientific and technical developments	<input type="radio"/>	<input type="radio"/>	<input type="radio"/>	<input type="radio"/>
<b>16.16</b> Becoming aware of the consequences of new applications in science and technology	<input type="radio"/>	<input type="radio"/>	<input type="radio"/>	<input type="radio"/>
<b>16.17</b> Ability to think critically (analytically and logically)	<input type="radio"/>	<input type="radio"/>	<input type="radio"/>	<input type="radio"/>
<b>16.18</b> Quantitative thinking - understanding probabilities, proportions, etc.	<input type="radio"/>	<input type="radio"/>	<input type="radio"/>	<input type="radio"/>
<b>16.19</b> Ability to put ideas together, to see relationships, similarities, and differences between ideas	<input type="radio"/>	<input type="radio"/>	<input type="radio"/>	<input type="radio"/>
<b>16.20</b> Ability to learn on your own, pursue ideas, and find information you need	<input type="radio"/>	<input type="radio"/>	<input type="radio"/>	<input type="radio"/>
<b>16.21</b> Ability to locate and evaluate information sources	<input type="radio"/>	<input type="radio"/>	<input type="radio"/>	<input type="radio"/>

---

**Page 6**
**Question 17** *\*\* required \*\**

Universities differ from one another in the extent to which they emphasize various aspects of student development. Think of your experiences at Kansas State University. To what extent was each of the



following emphasized?

The following scale is rated from 1 (weak emphasis) to 7 (strong emphasis).

1 - Weak Emphasis | 2 - - | 3 - - | 4 - - | 5 - - | 6 - -  
7 - Strong Emphasis

	1	2	3	4	5	6	7
17.1 The development of academic, scholarly, and intellectual qualities	<input type="radio"/>	<input type="radio"/>	<input type="radio"/>	<input type="radio"/>	<input type="radio"/>	<input type="radio"/>	<input type="radio"/>
17.2 The development of aesthetic, expressive, and creative qualities	<input type="radio"/>	<input type="radio"/>	<input type="radio"/>	<input type="radio"/>	<input type="radio"/>	<input type="radio"/>	<input type="radio"/>
17.3 Being critical, evaluative, and analytical	<input type="radio"/>	<input type="radio"/>	<input type="radio"/>	<input type="radio"/>	<input type="radio"/>	<input type="radio"/>	<input type="radio"/>
17.4 The development of vocational and occupational competence	<input type="radio"/>	<input type="radio"/>	<input type="radio"/>	<input type="radio"/>	<input type="radio"/>	<input type="radio"/>	<input type="radio"/>
17.5 The personal relevance and practical value of your courses	<input type="radio"/>	<input type="radio"/>	<input type="radio"/>	<input type="radio"/>	<input type="radio"/>	<input type="radio"/>	<input type="radio"/>

**Question 18** *\*\* required \*\**

The next three ratings refer to relationships among people at Kansas State University. Again, thinking of your own experience, how would you rate these relationships on the following scales?

1 - Sense of Alienation | 2 - - | 3 - - | 4 - - | 5 - - | 6 - -  
7 - Sense of Belonging

	1	2	3	4	5	6	7
18.1 Relationships with other students, student groups, and activities	<input type="radio"/>	<input type="radio"/>	<input type="radio"/>	<input type="radio"/>	<input type="radio"/>	<input type="radio"/>	<input type="radio"/>

**Question 19** *\*\* required \*\**

1 - Remote, Unsympathetic, Unhelpful | 2 - - | 3 - - | 4 - -  
5 - - | 6 - - | 7 - Approachable, Understanding, Helpful

	1	2	3	4	5	6	7
19.1 Relationships with faculty members	<input type="radio"/>	<input type="radio"/>	<input type="radio"/>	<input type="radio"/>	<input type="radio"/>	<input type="radio"/>	<input type="radio"/>
19.2 Relationships with Graduate Teaching Assistants (GTA's)	<input type="radio"/>	<input type="radio"/>	<input type="radio"/>	<input type="radio"/>	<input type="radio"/>	<input type="radio"/>	<input type="radio"/>

**Question 20** *\*\* required \*\**

What is your general attitude toward K-State?

- Very Negative  
 Negative  
 Positive  
 Very Positive

**Question 21** *\*\* required \*\**

Would you recommend K-State to others?

- Definitely No  
 Probably No  
 Probably Yes  
 Definitely Yes

**Question 22** *\*\* required \*\**

What were your reasons for choosing your major at K-State?

- Interesting subject  
 Job Demand

- Meaningful contribution to society
- Influence of family
- Influence of friends
- Influence of professor
- Respected positions
- Interest with subject
- High salaries
- Challenge
- Enjoyed courses in the field
- Friends in major

## Page 7

---

### Question 23 **\*\* required \*\***

During your years at K-State, how many hours per week, on average, did you spend in the following activities?

	None	1-5	6-10	11-15	16-20	21-30	31+
<b>23.1</b> Internship/Practicum	<input type="radio"/>	<input type="radio"/>	<input type="radio"/>	<input type="radio"/>	<input type="radio"/>	<input type="radio"/>	<input type="radio"/>
<b>23.2</b> On-Campus Employment	<input type="radio"/>	<input type="radio"/>	<input type="radio"/>	<input type="radio"/>	<input type="radio"/>	<input type="radio"/>	<input type="radio"/>
<b>23.3</b> Off-Campus Employment	<input type="radio"/>	<input type="radio"/>	<input type="radio"/>	<input type="radio"/>	<input type="radio"/>	<input type="radio"/>	<input type="radio"/>

### Question 24 **\*\* required \*\***

How often did you interact with faculty outside of class time?

- Never
- Rarely
- Occasionally
- Often

## Page 8

---

### Question 25 **\*\* required \*\***

Did you officially switch majors while attending K-State?

- No
- Yes, once
- Yes, twice
- Yes, three or more times

### Question 26 **\*\* required \*\***

What are your plans after graduation?

- Have a job that will continue after graduation
- Have a job lined up to begin after graduation
- Will begin to look for a job
- Pursue additional undergraduate education
- Will attend graduate school
- Volunteer service(Peace Corps, Americorp, etc.)
- No plans for a job at this time

- Military
- Starting or raising a family
- Other

## Page 9

---

Please use the following to comment, in more detail, on your experiences at K-State.

### Question 27

---

#### Influences

Please list important influences on you during your time at K-State. These could include individuals (faculty, staff, students, administrators), classes, or out-of-class experiences (organizations, clubs, etc.).


Characters Remaining: 2000

### Question 28

---

#### Suggestions

Use the space below to suggest improvements that you think K-State should make.




Characters Remaining: 2000

#### Question 29

---

**Please add any other comments below.**



Characters Remaining: 2000

---

#### Closing Message

Thank you for completing the survey. If you would like to enter a drawing to win one of many **FABULOUS PRIZES**, click [here](#) to enter your contact information. Once again, the contact information you enter will not be traceable to any of your responses.

- End of Survey -

© 2011 Axio Learning. All Rights Reserved.