



Survey offered to all students who took a course in this K-State 8 area in the Fall of 2014. The survey was sent via email at the beginning of December 2014 and remained open until mid-January of 2015.

### Demographics

#### Respondents by College of K-State 8 Course

	Count
Agriculture	79
Arts and Sciences	526
Business Administration	17
Education	7
Engineering	13
Human Ecology	46
Leadership Studies	15
Technology and Aviation	1
<b>Total</b>	<b>704</b>

#### Respondents by College of Student Major

	Count
Agriculture	132
Architecture, Planning, and Design	3
Arts and Sciences	225
Business Administration	98
Education	46
Engineering	103
Human Ecology	92
Technology and Aviation	5
<b>Total</b>	<b>704</b>

#### Course Designation

	Count
Global Issues Only	52
Multiple Areas	652

\* "Multiple Areas" includes courses that pertain to more than one K-State 8 Area

#### Student Classification

	Count
Freshman	232
Sophomore	171
Junior	130
Senior	165

### Response Rates

	Respondents	Courses	Sections
<b>Responses (Res.):</b>	704	102	169
<b>Population (Pop.):</b>	5290	125	224
<b>Response Rate (R.R.):</b>	13.31%	81.6%	75.45%

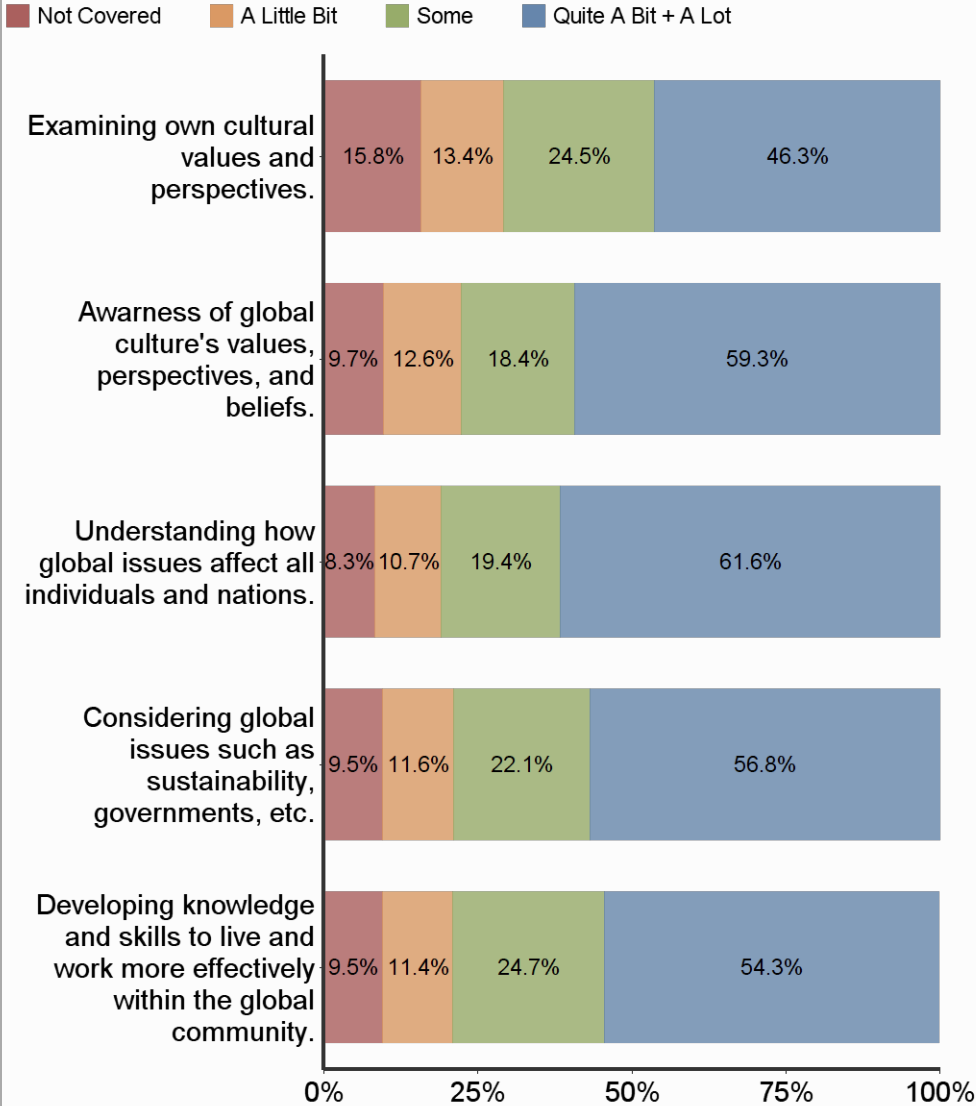
\* If a student had more than one course in the area or was also taking a course in the other K-State 8 area surveyed this semester, one course was randomly selected for the student.

### Table of Contents

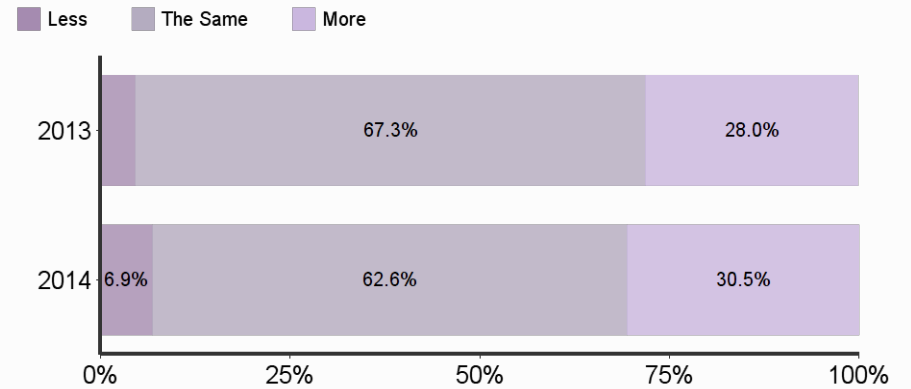
Introduction	1
Graphs	2
Results Tables	3
Demographic Comparisons	4
Agriculture - Course Results	6
Arts and Sciences - Course Results	19
Business Administration - Course Results	87
Education - Course Results	90
Engineering - Course Results	91
Human Ecology - Course Results	94

\* Course results are only displayed if a course had at least 5 responses or one comment

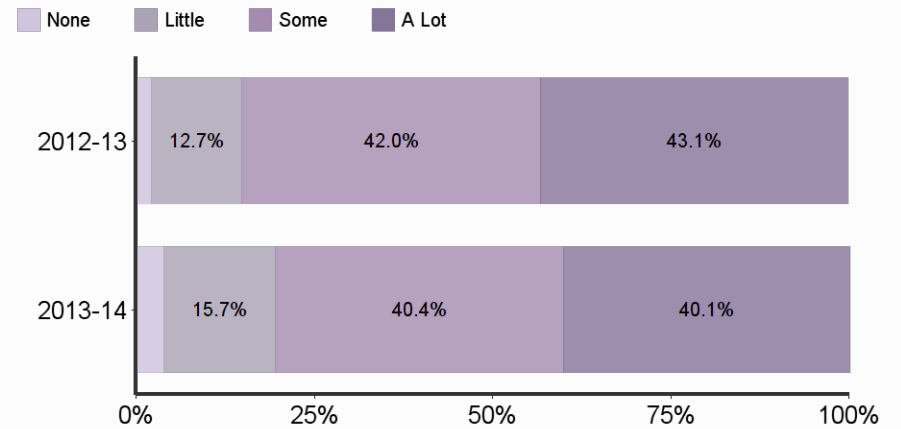
Please indicate how much you learned about the five possible learning outcomes listed below for **Global Issues & Perspectives**



**Alumni Survey**  
2-year Trend: Emphasis respondents felt should have been placed in **Global Issues & Perspectives** (2011-12 and 2012-13 Graduates)



**Senior Survey**  
2-Year Trend: Progress made in **Global Issues & Perspectives** (2012-13 and 2013-14 Graduates)



Please indicate how much you learned about the five possible learning outcomes listed below for the K-State 8 area of Global Issues and Perspectives.

	Not Covered	A Little Bit	Some	Quite A Bit	A Lot	Mean (Out of 5)
Examining own cultural values and perspectives.	15.8%	13.4%	24.5%	27.0%	19.2%	3.20
Awareness of global culture's values, perspectives, and beliefs.	9.7%	12.6%	18.4%	29.6%	29.6%	3.57
Understanding how global issues affect all individuals and nations.	8.3%	10.7%	19.4%	29.4%	32.1%	3.66
Considering global issues such as sustainability, governments, etc.	9.5%	11.6%	22.1%	26.5%	30.3%	3.56
Developing knowledge and skills to live and work more effectively within the global community.	9.5%	11.4%	24.7%	26.4%	27.9%	3.52

### Alumni Survey

How much emphasis do you feel should have been placed in the K-State 8 learning outcome: Global Issues and perspectives?

	Less	The Same	More
2013	4.6%	67.3%	28.0%
2014	6.9%	62.6%	30.5%

### Senior Survey

How much progress do you feel you have made in the following K-State 8 learning outcome: Global Issues and Perspectives?

	None	Little	Some	A Lot
2012-13	2.1%	12.7%	42.0%	43.1%
2013-14	3.9%	15.7%	40.4%	40.1%

	By College				By K-State 8 Tag			
	Course Taken Within Student's College		Course Taken Outside of Student's College		Course tagged Global Issues Only		Course Tagged in multiple K-State 8 Areas	
	Mean (Out of 5)	Count	Mean	Count	Mean	Count	Mean	Count
Examining own cultural values and perspectives.	3.11	133	3.19	443	3.09	44	3.21	544
Awareness of global culture's values, perspectives, and beliefs.	3.24	132	3.65	443	3.30	44	3.59	543
Understanding how global issues affect all individuals and nations.	3.47	133	3.71	443	3.52	44	3.67	544
Considering global issues such as sustainability, governments, etc.	3.38	133	3.59	443	3.34	44	3.58	544
Developing knowledge and skills to live and work more effectively within the global community.	3.30	132	3.56	443	3.30	44	3.54	543

	By Student Classification							
	Freshman		Sophomore		Junior		Senior	
	Mean	Count	Mean	Count	Mean	Count	Mean	Count
Examining own cultural values and perspectives.	3.19	195	3.37	145	3.14	103	3.07	139
Awareness of global culture's values, perspectives, and beliefs.	3.65	195	3.64	145	3.55	103	3.38	138
Understanding how global issues affect all individuals and nations.	3.82	195	3.68	145	3.50	103	3.55	139
Considering global issues such as sustainability, governments, etc.	3.67	195	3.63	145	3.40	103	3.45	139
Developing knowledge and skills to live and work more effectively within the global community.	3.73	195	3.57	145	3.30	103	3.32	138