



Historical Perspectives

Introduction

Survey offered to all students who took a course in this K-State 8 area in the Spring of 2015. The survey was sent via email at the beginning of May 2015 and remained open until mid-May of 2015.

Demographics

Respondents by College of K-State 8 Course

	Count
Agriculture	5
Architecture, Planning, and Design	30
Arts and Sciences	453
Business Administration	19
Education	27
Human Ecology	2
Technology and Aviation	1
Total	537

Respondents by College of Student Major

	Count
Agriculture	44
Architecture, Planning, and Design	10
Arts and Sciences	221
Business Administration	57
Education	89
Engineering	60
Human Ecology	52
Technology and Aviation	4
Total	537

Course Designation

	Count
Historical Perspectives Only	62
Multiple Areas	475

Student Classification

	Count
Freshman	103
Junior	143
Senior	149
Sophomore	142

Response Rates

	Respondents	Courses	Sections
Responses (Res.):	537	84	34
Population (Pop.):	4430	97	41
Response Rate (R.R.):	12.1%	86.6%	82.9%

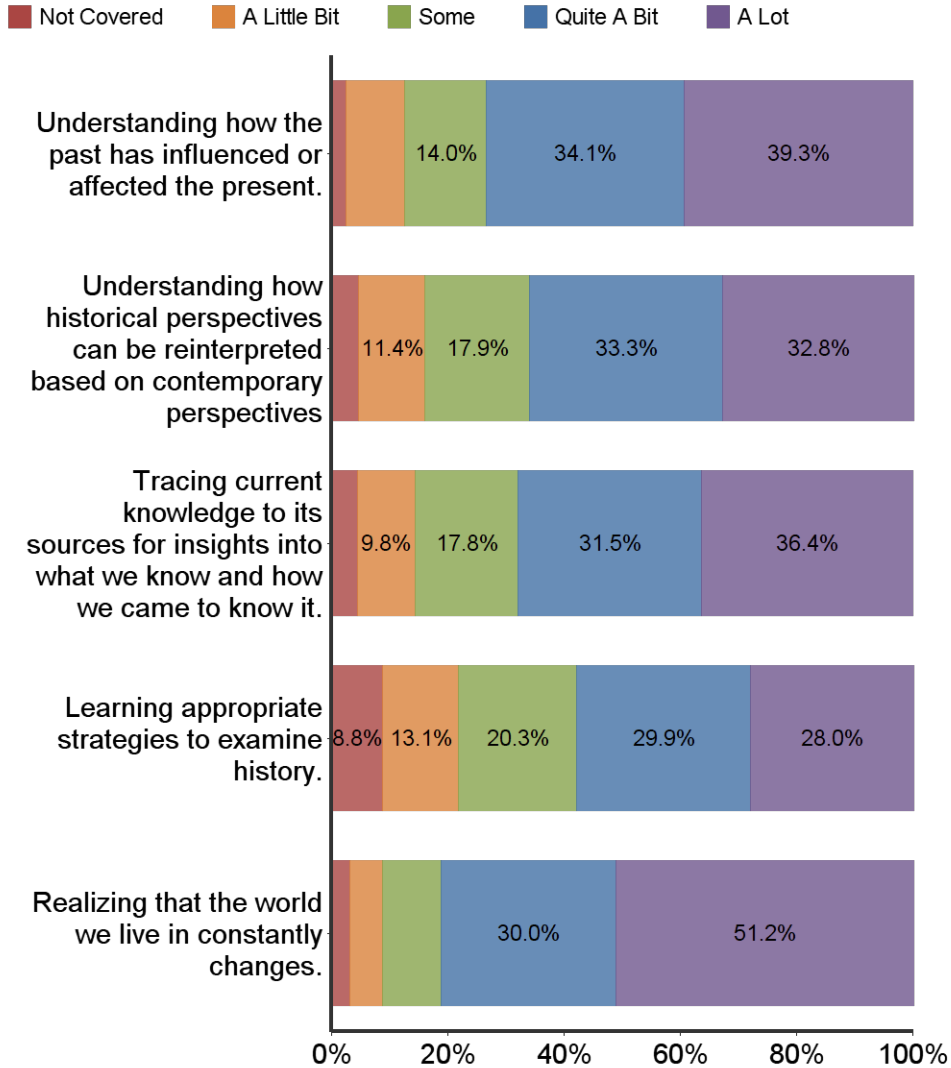
* If a student had more than one course in the area or was also taking a course in the other K-State 8 area surveyed this semester, one course was randomly selected for the student.

Table of Contents

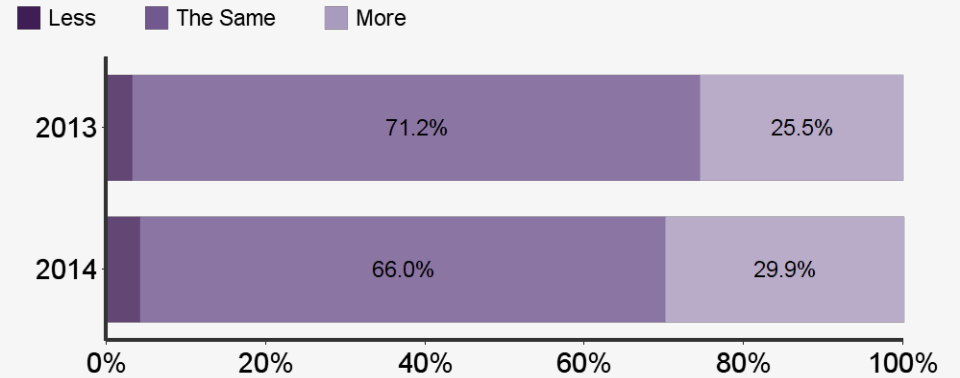
Introduction	1
Graphs	2
Results Tables	3
Demographic Comparisons	4
Agriculture - Course Results	5
Architecture, Planning, and Design - Course Results	7
Arts and Sciences - Course Results	11
Business Administration - Course Results	76
Education - Course Results	78
Human Ecology - Course Results	81
Technology and Aviation - Course Results	82

* Course results are only displayed if a course had at least 5 responses or one comment

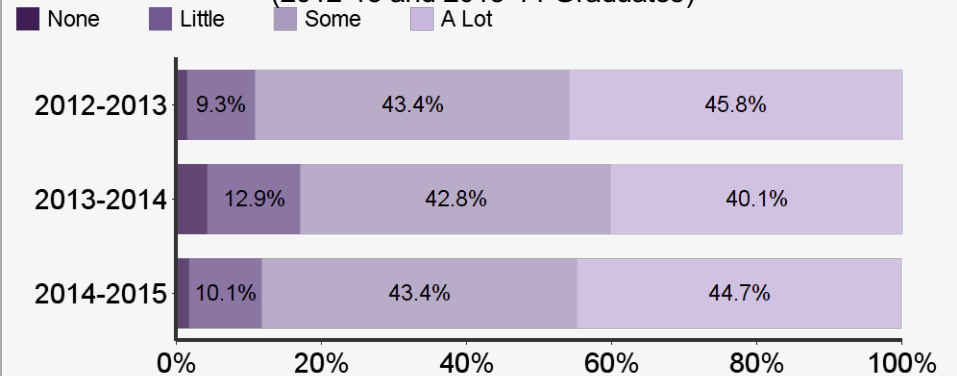
Please indicate how much you learned about the five possible learning outcomes listed below for **Historical Perspectives**



Alumni Survey
2-year Trend: Emphasis respondents felt should have been placed in **Historical Perspectives** (2012-13 and 2013-14 Graduates)



Senior Survey
2-Year Trend: Progress made in **Historical Perspectives** (2012-13 and 2013-14 Graduates)



Please indicate how much you learned about the five possible learning outcomes listed below for the K-State 8 area of Historical Perspectives.

	Not Covered	A Little Bit	Some	Quite a Bit	A Lot	Mean (Out of 5)
Understanding how the past has influenced or affected the present.	2.4%	10.2%	14.0%	34.1%	39.3%	3.98
Understanding how historical perspectives can be reinterpreted based on contemporary perspectives	4.7%	11.4%	17.9%	33.3%	32.8%	3.78
Tracing current knowledge to its sources for insights into what we know and how we came to know it.	4.5%	9.8%	17.8%	31.5%	36.4%	3.86
Learning appropriate strategies to examine history.	8.8%	13.1%	20.3%	29.9%	28.0%	3.55
Realizing that the world we live in constantly changes.	3.2%	5.6%	10.1%	30.0%	51.2%	4.2

Alumni Survey

How much progress do you feel you feel should have been placed in the K-State 8 learning outcome: Historical Perspectives?

	Less	The Same	More
2013	3.3%	71.2%	25.5%
2014	4.2%	66.0%	29.9%

Senior Survey

How much progress do you feel you have made in the following K-State 8 learning outcome: Historical Perspectives?

	None	Little	Some	A Lot
2012-13	1.5%	9.3%	43.4%	45.8%
2013-14	4.2%	12.9%	42.8%	40.1%
2014-15	1.7%	10.1%	43.4%	44.7%

	By College				By K-State 8 Tag			
	Courses taken within Student's College		Courses taken outside of Student's College		Courses tagged historical issues only		Courses tagged in multiple K-State 8 Areas	
	Mean (Out of 5)	Count	Mean	Count	Mean	Count	Mean	Count
Understanding how the past has influenced or affected the present.	3.74	57	4	479	4.2	50	3.95	487
Understanding how historical perspectives can be reinterpreted based on contemporary perspectives	3.49	57	3.82	479	4	50	3.76	487
Tracing current knowledge to its sources for insights into what we know and how we came to know it.	3.71	56	3.87	476	4.35	49	3.81	484
Learning appropriate strategies to examine history.	3.25	57	3.59	478	3.84	50	3.52	486
Realizing that the world we live in constantly changes.	4.12	57	4.22	479	4.46	50	4.18	487

	By Student Classification							
	Freshman		Sophomore		Junior		Senior	
	Mean (Out of 5)	Count	Mean	Count	Mean	Count	Mean	Count
Understanding how the past has influenced or affected the present.	3.85	103	4.14	142	3.9	143	3.97	149
Understanding how historical perspectives can be reinterpreted based on contemporary perspectives	3.6	103	3.9	142	3.8	143	3.77	149
Tracing current knowledge to its sources for insights into what we know and how we came to know it.	3.76	102	3.94	142	3.84	140	3.86	149
Learning appropriate strategies to examine history.	3.6	103	3.68	142	3.41	143	3.53	148
Realizing that the world we live in constantly changes.	4.15	103	4.3	142	4.12	143	4.23	149