



Sponsored research awards

ANNUAL REPORT

FY 2022

KANSAS STATE
UNIVERSITY

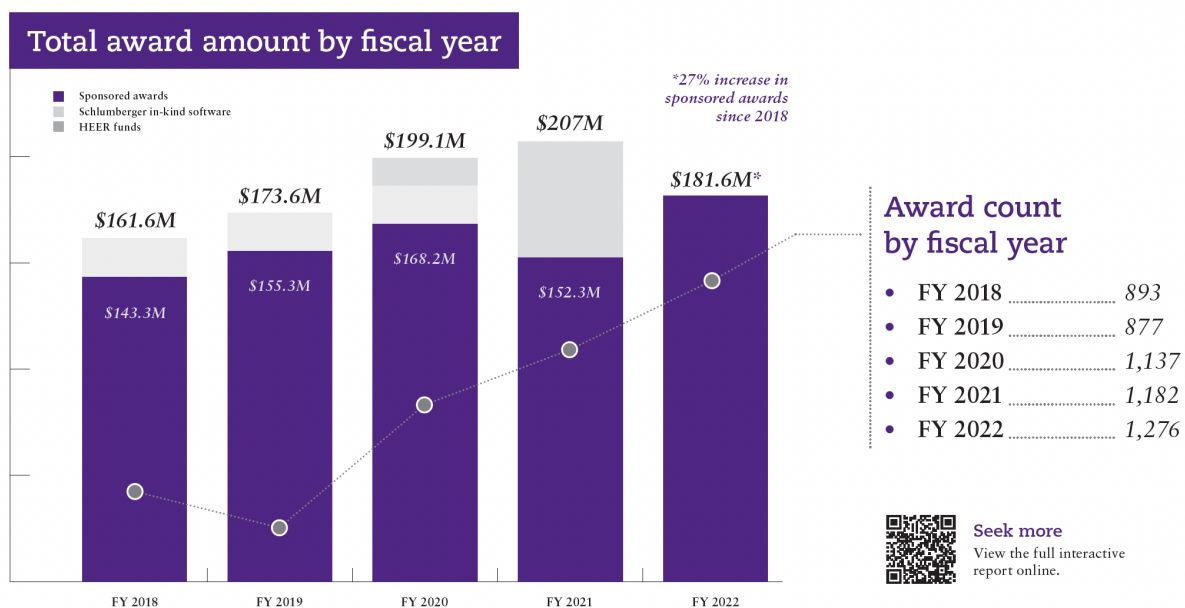
Office of the Vice President
for Research

Kansas State University increases research funding for sixth year in a row

Total extramural funding garnered by Kansas State University has increased for the sixth year in a row, relative to actual research support. The Coronavirus Aid, Relief and Economic Security Act, known as the CARES Act, funding received in fiscal years 2020 and 2021 made the apparent totals for those years artificially high. The FY 2022 total represents a \$29.6 million increase in research support relative to FY 2021 for a net increase of 41% since FY 2016. In 2022, our researchers obtained 1,276 awards — a 7.9% increase over FY 2021. These awards totaled \$181,647,775, including a 3.7% increase in federal funding.

Economic development and technology transfer are significant focus areas, as is growth in the number of our strategic partnerships. Kansas State University Innovation Partners, our technology commercialization, economic development and corporate engagement unit facilitated more than \$6.4 million in total licensing revenue in FY 2022 and 24 license agreements.

In FY 2022, K-State played a key role in attracting Scorpion Biological Services to locate their new \$650 million commercial-scale facility in Manhattan, Kansas after the company considered locations in 23 other states.



Expenditures (NSF HERD) FY 2016 - FY 2020

National Science Foundation HERD survey

The National Science Foundation conducts the annual Higher Education Research and Development, or HERD, survey, which includes more than 600 higher education institutions. This survey is a primary source of information regarding research expenditures and provides tremendous insight into K-State's research activity and is a key metric for K-State research activity.

-----Filters-----

Fiscal Year

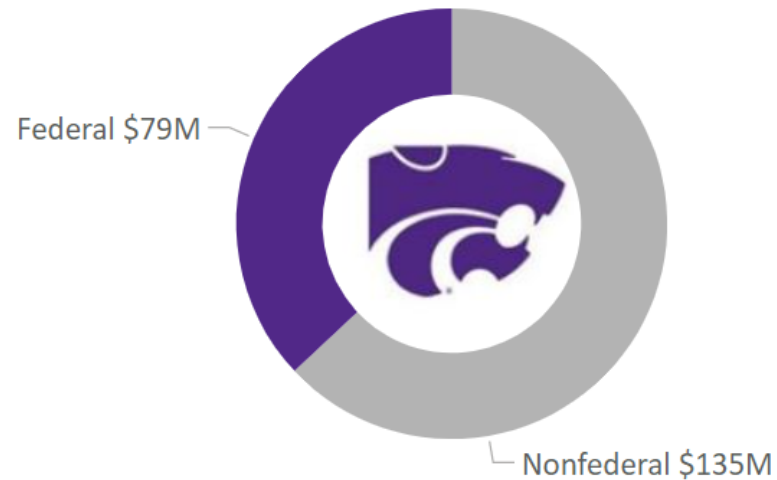
FY 2016	FY 2017	FY 2018	FY 2019	FY 2020
---------	---------	---------	---------	----------------

Source of Funds

Federal	Nonfederal
---------	------------

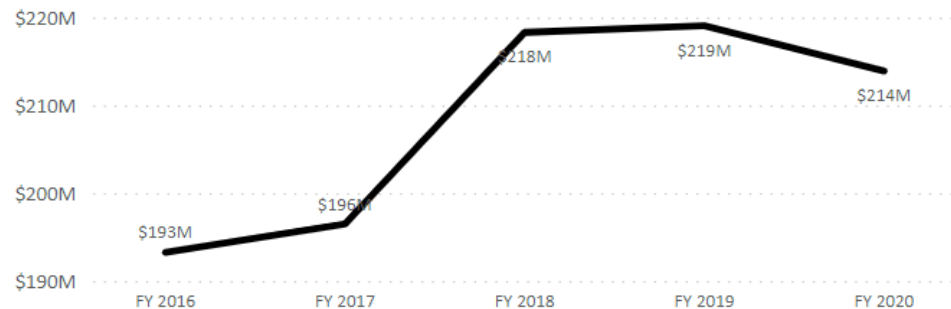
Field of Study

Engineering	Non-S&E	Science
-------------	---------	---------



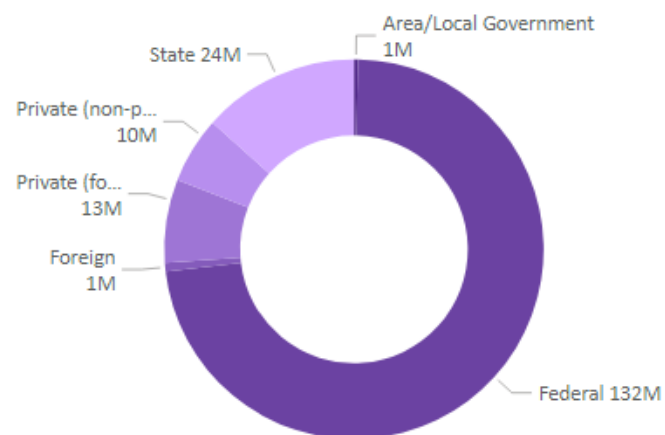
\$213.9M

Expenditure



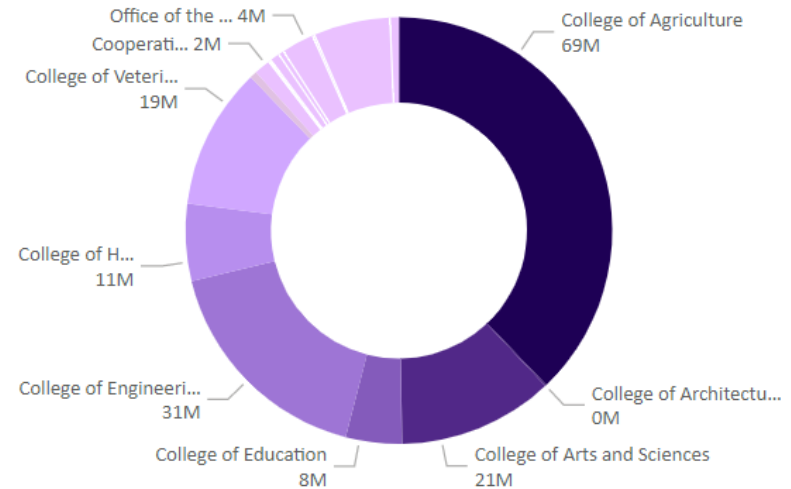
Award summary by source FY 2022

Source of Funds	Count	Amount	Percent of Total
<input checked="" type="checkbox"/> Federal	724	132,211,932	72.78%
<input checked="" type="checkbox"/> USDA - US Department of Agriculture	385	41,045,457	22.60%
<input checked="" type="checkbox"/> NSF - National Science Foundation	82	17,861,063	9.83%
<input checked="" type="checkbox"/> USAID - United States Agency for International Development	16	17,317,982	9.53%
<input checked="" type="checkbox"/> HHS - US Department of Health and Human Services	75	15,459,601	8.51%
<input checked="" type="checkbox"/> DOE - US Department of Energy	43	11,873,429	6.54%
<input checked="" type="checkbox"/> US Education - US Department of Education	24	11,090,048	6.11%
<input checked="" type="checkbox"/> DOD - US Department of Defense	28	6,059,560	3.34%
<input checked="" type="checkbox"/> EPA - US Environmental Protection Agency	11	3,955,621	2.18%
<input checked="" type="checkbox"/> DOT - US Department of Transportation	9	2,047,423	1.13%
<input checked="" type="checkbox"/> DOI - US Department of the Interior	16	1,283,071	0.71%
<input checked="" type="checkbox"/> NASA - National Aeronautics and Space Administration	11	1,134,390	0.62%
<input checked="" type="checkbox"/> DHS - US Department of Homeland Security	5	933,228	0.51%
<input checked="" type="checkbox"/> HUD - US Department of Housing and Urban Development	1	700,000	0.39%
<input checked="" type="checkbox"/> Other Federal	4	553,235	0.30%
<input checked="" type="checkbox"/> US Commerce - US Department of Commerce	5	375,689	0.21%
<input checked="" type="checkbox"/> US State - US Department of State	6	346,428	0.19%
<input checked="" type="checkbox"/> DOJ - US Department of Justice	2	115,707	0.06%
<input checked="" type="checkbox"/> US Treasury	1	60,000	0.03%
<input checked="" type="checkbox"/> State	120	24,329,210	13.39%
<input checked="" type="checkbox"/> Private (for profit)	177	12,910,731	7.11%
<input checked="" type="checkbox"/> Private (non-profit)	214	10,254,017	5.65%
<input checked="" type="checkbox"/> Foreign	26	1,328,307	0.73%
<input checked="" type="checkbox"/> Area/Local Government	15	613,577	0.34%
Total	1276	181,647,775	100.00%



Award summary by unit FY 2022

Unit	Count	Amount	Percent of Total
⊕ College of Agriculture	654	68,811,132	37.88%
⊕ College of Architecture, Planning and Design	7	158,254	0.09%
⊕ College of Arts and Sciences	167	21,410,043	11.79%
⊕ College of Business Administration	4	69,244	0.04%
⊕ College of Education	47	7,684,517	4.23%
⊕ College of Engineering	220	31,152,551	17.15%
⊕ College of Health and Human Sciences	63	10,653,185	5.86%
⊕ College of Veterinary Medicine	146	19,490,125	10.73%
⊕ Computer Science	1	998,577	0.55%
⊕ Cooperative Extension Service	5	2,269,710	1.25%
⊕ Division of Communications and Marketing	1	30,375	0.02%
⊕ Graduate School	4	87,000	0.05%
⊕ K-State Libraries	1	2,291	0.00%
⊕ K-State Olathe	3	216,616	0.12%
⊕ K-State Salina	24	1,342,344	0.74%
⊕ Office of the President	4	749,808	0.41%
⊕ Office of the Provost	18	4,458,850	2.45%
⊕ School of Leadership Studies	6	291,253	0.16%
⊕ University Operations	2	0	0.00%
⊕ Vice President for Research	13	10,550,847	5.81%
⊕ Vice President for Student Life and Dean of Students	15	1,221,053	0.67%
Total	1276	181,647,775	100.00%



Award summary by unit FY 2018 - FY 2022

Date Fiscal Year	FY 2018		FY 2019		FY 2020		FY 2021		FY 2022	
Unit	Count	Amount	Count	Amount	Count	Amount	Count	Amount	Count	Amount
⊕ College of Agriculture	369	39,795,801	355	49,522,566	478	60,397,265	548	50,236,347	654	68,811,132
⊕ College of Architecture, Planning and Design	5	35,995	8	104,275	13	133,351	7	109,665	7	158,254
⊕ College of Arts and Sciences	152	51,278,662	152	48,042,873	216	50,535,891	203	28,492,139	167	21,410,043
⊕ College of Business Administration			2	94,469	4	40,254	4	77,364	4	69,244
⊕ College of Education	32	2,500,753	24	3,858,387	41	5,672,027	38	4,614,666	47	7,684,517
⊕ College of Engineering	156	22,696,113	140	22,382,058	210	33,431,636	183	20,244,664	220	31,152,551
⊕ College of Health and Human Sciences					34	6,928,170	54	8,424,268	63	10,653,185
⊕ College of Human Ecology	48	10,685,358	43	12,557,244						
⊕ College of Veterinary Medicine	141	16,101,496	151	14,522,368	150	17,678,877	179	21,215,597	146	19,490,125
⊕ Computer Science									1	998,577
⊕ Cooperative Extension Service	48	5,519,142	35	8,666,611	43	3,968,950	9	33,169	5	2,269,710
⊕ Division of Communications and					2	44,250	2	32,000	1	30,375
⊕ Facilities Management	1	3,750								
⊕ Graduate School					5	426,122	7	18,036	4	87,000
⊕ Information Systems					2	7,237	3	19,228		
⊕ K-State Global					1	5,000				
⊕ K-State Libraries					1	5,000	3	28,971	1	2,291
⊕ K-State Olathe			1	0	1	0	1	50,000	3	216,616
⊕ K-State Salina	6	650,512	17	1,210,500	24	2,200,892	33	3,427,532	24	1,342,344
⊕ Office of the President	3	5,026,300	3	5,082,500	1	1,760	2	61,000	4	749,808
⊕ Office of the Provost	15	2,153,790	17	1,804,874	19	14,222,026	16	56,191,139	18	4,458,850
⊕ School of Leadership Studies					5	343,933	2	179,236	6	291,253
⊕ University Operations					3	13,102	1	0	2	0
⊕ Vice President for Administration and Finance	1	2,000	1	24,897						
⊕ Vice President for Research	10	1,839,343	12	2,709,839	23	1,360,005	24	11,995,602	13	10,550,847
⊕ Vice President for Student Life and Dean of Students	24	3,287,568	25	3,002,644	15	1,717,225	10	1,547,062	15	1,221,053
Total	893	161,576,583	877	173,586,105	1137	199,132,973	1182	206,997,683	1276	181,647,775

*FY20 and FY21 funding includes one-time CARES Act Higher Education Emergency Relief Funds totaling \$12,686,554 and \$54,652,006, respectively. With these amounts removed, the FY22 funding represents a \$29.6M increase in research support over FY21, exceeding pre-pandemic funding levels

Proposal summary by unit

FY 2018 - FY 2022

Date Fiscal Year	FY 2018		FY 2019		FY 2020		FY 2021		FY 2022	
Unit	Count	Amount	Count	Amount	Count	Amount	Count	Amount	Count	Amount
⊕ College of Agriculture	584	105,313,313	680	121,218,028	596	143,844,412	700	134,523,547	750	192,263,708
⊕ College of Architecture, Planning and Design	11	1,893,716	14	712,119	15	841,476	17	453,454	12	1,214,655
⊕ College of Arts and Sciences	393	159,900,360	415	148,784,203	360	164,304,565	326	96,022,283	281	108,290,574
⊕ College of Business Administration	2	20,281	4	247,685	2	33,073	5	944,040	3	109,575
⊕ College of Education	84	25,851,795	66	29,736,528	58	17,381,344	95	33,126,476	49	30,703,303
⊕ College of Engineering	382	116,344,236	378	112,581,319	334	146,487,835	382	150,426,652	362	127,460,148
⊕ College of Health and Human Sciences					73	20,340,762	97	32,474,392	72	14,939,957
⊕ College of Human Ecology	87	16,864,265	89	24,278,713						
⊕ College of Veterinary Medicine	290	87,789,238	337	96,062,260	252	89,683,292	247	60,563,663	225	106,078,606
⊕ Cooperative Extension Service	76	8,104,558	71	11,916,576	49	6,382,061	2	0	7	2,429,099
⊕ Division of Communications and					1	20,000	3	32,000	1	30,375
⊕ Facilities Management	1	3,750	3	16,836						
⊕ Graduate School					1	22,695	3	36,381	5	87,000
⊕ Information Systems	1	375,000			2	182,330	1	6,000	1	6,000
⊕ K-State Global					2	15,000			2	611,949
⊕ K-State Libraries					3	127,865	7	72,250	2	47,932
⊕ K-State Olathe	1	24,600	4	651,637	4	814,273	6	1,013,865	7	2,088,772
⊕ K-State Salina	21	6,395,671	34	1,194,091	23	2,975,226	38	8,491,373	29	4,667,475
⊕ Office of the President	6	5,254,692	5	5,183,518	4	390,165	9	1,068,851	4	357,416
⊕ Office of the Provost	22	3,362,694	28	3,647,884	19	20,991,795	16	1,900,388	24	3,738,782
⊕ School of Leadership Studies					8	1,271,984	4	312,532	8	641,569
⊕ University Operations					1	3,000				
⊕ Vice President for Administration and Finance	1	0	1	24,897	1	0				
⊕ Vice President for Research	17	2,796,299	36	5,089,696	24	2,450,950	23	12,252,541	24	71,454,015
⊕ Vice President for Student Life and Dean of Students	25	1,750,332	28	3,171,611	10	1,337,695	17	1,728,039	9	1,388,355
Total	1712	542,044,800	1867	564,517,601	1553	619,901,798	1702	535,448,725	1637	668,609,266

Award activity analysis FY 2022

College of Agriculture	College of Architecture, Planning and Design	College of Arts and Sciences	College of Business Administration	College of Education	College of Engineering	College of Health and Human Sciences	College of Human Ecology	College of Veterinary Medicine	>
(Blank)	Administrative Support Center	Advanced Manufacturing Institute	Agricultural Economics	Agricultural Research Center-Hays	Agriculture Academic Programs	Agriculture and Natural Resources	Agriculture Experiment Station	Agriculture Natural Resources and Community Vitality	>

