

K-State MPH Faculty Advisory Council Minutes
October 12, 2012 – Trotter Hall, Mara Conference Center (4th Floor)

Members Present:	Cates, Chapes, Fung, Heinrich, Kastner, Kelly, Larson, McElroy, Montelone, Nutsch, Rosenkranz, Sanderson
Not Present:	Blair, Canter, Dzewaltowski, Haub, Renter, van der Merwe, Wang
Guests	None
MPH Office Staff and MPH Students:	Stevenson

- Dr. Cates called the meeting to order at 1:15 PM. There was a quorum present.
- **Approval of minutes**
The minutes from the July 13, 2012 and August 10, 2012 meetings were approved.
- **Old Business**
Dr. Cates reminded the group that we still need nominations for External Advisory Council (Attachment 1). According to the MPH Support Agreement, there will be at least 5 members on the council. We have some nominations for General, Infectious Diseases and Zoonoses and Public Health Nutrition members, but none so far for Food Safety and Public Health Physical Activity.
- **Information Items**
 - Fall 2012 Graduates so far (Attachment 2).
 - Update on Students and Graduates (Attachment 3).
 - Field Experience Facilitator was announced (notice corrected phone number). Dr. Choma will work with the MPH Program for 25% of his appointment.
 - Kimathi IA Choma, DVM
202 Trotter Hall
785-313-6259
 - CEPH data tables (Appendix 4). To be able to count the research of primary faculty as part of their appointment related to public health, they must have at least one research project listed in Table 3.1.c. Research Activity from 2010 to 2012. Please review tables. Red indicates percentages that will change once we have research information. Yellow is missing information on the Other Faculty table.
- **Discussion / Action Items Program Related Items**
 1. MPH Graduate Faculty Applications. MPH Graduate Faculty Applications (Attachment 4) were received the two faculty below. Both applications were approved via a vote of the committee.
 - Brandon Irwin, Kinesiology
 - Emily Mailey, Kinesiology
 2. Report from Executive Council Meeting. Dr. Cates updated the group on the MPH Executive Council Meeting held October 4, 2012. He reported that they agreed with the recommendations from the MPH Faculty Advisor Council about seeking an MPH designation for

**K-State MPH Faculty Advisory Council Minutes
October 12, 2012 – Trotter Hall, Mara Conference Center (4th Floor)**

the MPH core courses and field experience. The council voted in favor of the proposal. The Memorandum of Support will be revised to more clearly reflect aspects of curricular control and the suggestions made by Ms. Mollie Mulvanity in her e-mail dated September 12, 2012.

3. Process for Curriculum Review / Oversight. Points of discussion included:
- Review each core course and required courses every 4 years or when content or instructor changes. The syllabus will be reviewed against the SLOs for the emphasis area.
 - There was discussion as to whether it would be good to have the instructor of the core courses on the committee.
 - We don't need t-vals at the graduate level and we should not overuse student data. Grades can be used as one factor along with other input.
 - Program Director will serve as an ex-official, non-voting member of the committee. The MPH Program office will provide: syllabus of each course under review; SLOs from graduate's culminating experiences; Programmatic survey data; Any written concerns/suggestions from the Program Director; Feedback from the course instructor if needed or desired.
 - Dr. Cates will put together a draft proposal and schedule for review.

• **Action Items**

#	Item	Responsible Party
1	Post approved from July and August 2012 on MPH website and K-State online	MPH Program Office
2	Draft for course review on curricular control	MPH Program Office
3	Count of students needing KIN 818 for Dr. McElroy	MPH Program Office

- **Meeting adjourned** at 2:45 PM
- **Next Meeting:** Friday, November 9, 1:15 to 2:45 PM in Mara Center (Trotter Hall)

Attachments

Attachment 1. Current Nominations for External Advisory Council

- Nominations to date include:
 - Ingrid Garrison, DVM, MPH, Kansas State Public Health Veterinarian;
 - David Granstrom, DVM, PhD, Director, Education and Research Division, American Veterinary Medical Association;
 - Ginny Bernard, Riley County Extension
 - Elaine Schwartz, Executive Director, Kansas Public Health Association;
 - Paul Benne, MD, MPH, Chief of Preventive Medicine, Fort Riley;
 - Robert F. St. Peter, MD, President/CEO of Kansas Health Institute OR
 - Gianfranco Pezzino, MD, MPH, Senior Fellow and Strategy Team Leader, Kansas Health Institute

Attachment 2. Fall 2012 MPH Field Experience Defense/Thesis Final Exams

	MPH Student	Date	Time	Place	Title
1	Garvey, Jacqueline	Tuesday, October 9	3:00 PM	Coles Rm 343	Prevention in the Prairies: Tobacco prevention and sodium reduction initiatives in Kansas
2	Bhatt, Pranav	Thursday, November 1	9:30 AM	Mosier Rm N202	MPH Field Experience at Jackson County Health Department, MO
3	Warner, Jeff	Thursday, November 8	10:00 AM	Union Rm 207	
4	Han, Jing	Monday, November 12	1:00 PM	Justin Rm 115	Public Health Education for Rural Teens

Attachments

Attachment 3. Update on Students and Graduates

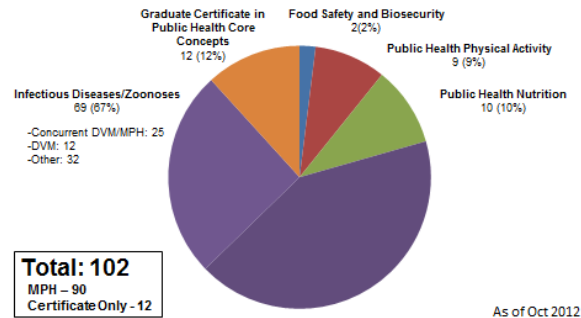
KANSAS STATE UNIVERSITY



MPH Program Update

MPH Faculty Advisory Council
October 12, 2012

Current MPH Program Students



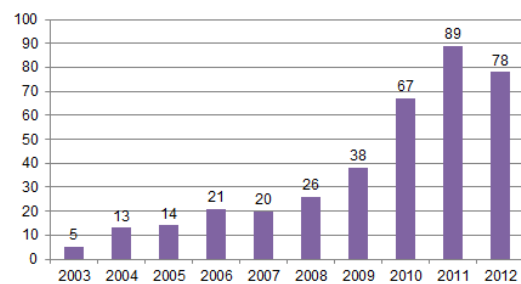
Current MPH Program Students

- 102 Total Students
- 70 Women (69%)
- 20 Multicultural (20%)
- 68 Kansans (67%)
- 44 Kansas State alumni (43%)
- 8 International Students (8%)



As of Oct 2012

Official MPH Degree Enrollment



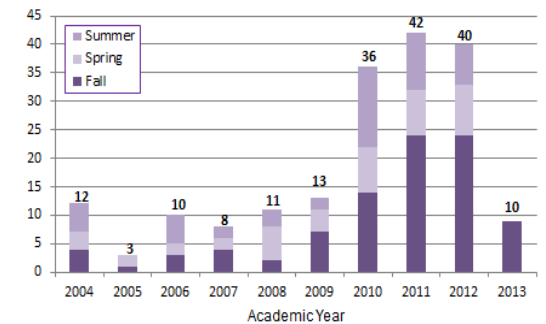
Origin of MPH Students Current and Former

- | | | |
|---------------|--------------|----------------|
| - Armenia | - Arizona | - Nebraska |
| - Canada | - California | - New Jersey |
| - China | - Colorado | - New Mexico |
| - India | - Illinois | - New York |
| - Jordan | - Indiana | - Oklahoma |
| - Kazakhstan | - Kansas | - Pennsylvania |
| - Libya | - Maine | - Texas |
| - Moldova | - Maryland | - Virginia |
| - Nepal | - Michigan | - Washington |
| - Puerto Rico | - Minnesota | |
| - Swaziland | - Missouri | |
| - Togo | | |
| - Trinidad | | |
| - Uzbekistan | | |

- 20 States
- 14 Other Countries

- Fellows / Scholars
- Truman: 1
 - Fulbright: 3
 - Muskie: 4

MPH Program New Students



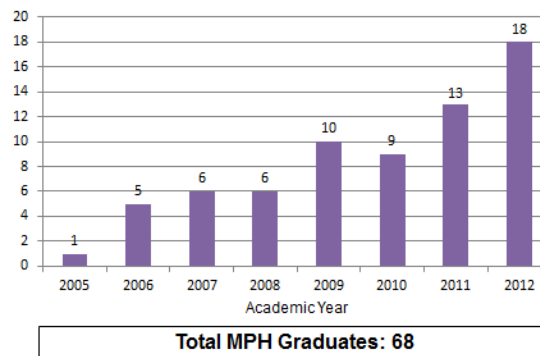
This shows the number of new students, by semester and academic year when they started.

Attachments

MPH Graduates

- Total of 68
 - Food Safety and Biosecurity: 6 (9%)
 - Infectious Diseases and Zoonoses: 38 (56%)
 - Public Health Nutrition: 12 (17.5%)
 - Public Health Physical Activity: 12 (17.5%)

MPH Graduates by Academic Year



Where are they now? K-State MPH Graduates

- | | |
|---|--|
| <ul style="list-style-type: none"> • More Education <ul style="list-style-type: none"> – Medical School – Veterinary School – Physical Therapy School – PhD Programs • International agencies <ul style="list-style-type: none"> – Chemonics International – Mekong Minority Foundation – United Nations FAO • Private and Non-Profit Organizations <ul style="list-style-type: none"> – Apple Wellness – Boehringer Ingelheim Vetmedica – DuPont/Danisco – Genesis Laboratories – Harvesters Community Network – Kansas Red Cross – Kansas Rural Center – Private Veterinary Practice – Starbucks – Tri-Health Corporation | <ul style="list-style-type: none"> • Universities <ul style="list-style-type: none"> – Central Michigan University – Kansas State University – Oakland University – Yale University • Federal Government <ul style="list-style-type: none"> – CDC – FDA – HHS – USDA – U.S. Army • State and County Government <ul style="list-style-type: none"> – Fairfax County (VA) Public Health – Kansas Dept. of Agriculture – Kansas Dept. of Health / Environment – Missouri Extension – Morrison County (MN) Public Health – Nebraska Dept. of Health – Riley County (KS) Extension – Riley County (KS) Health Department – Sedgwick County (KS) Health Department – Shawnee County (KS) Extension |
|---|--|

Attachments

Attachment 4. CEPH Tables

Table 4.1.1. Current Primary Faculty Supporting Degree Offerings of School or Program by Department/Specialty Area

Specialty Area*	Name	Title/Rank	T or TT**	FTE	Grad Degrees	Institution	Discipline	Teaching Area	Research Interest
FSB	Kastner, Justin	Assoc Prof	T	60%	PhD; MS; Post-graduate diploma	Univ of Guelph; London South Bank Univ; Univ of Edinburg	Food Science; Food Safety and Control; Public Health	Multidisciplinary research and writing; trade, economics; scholarship	Public health history; international trade policy; food and agriculture security; cross-border cooperation
FSB	Nutsch, Abbey	Asst Prof	NTT	50%	PhD	Kansas State Univ	Food Science; Food Microbiology	Food Safety and Defense; Food Science	Food Defense Education
FSB	Fung, Daniel	Prof	T	90%	PhD; MSPH	Iowa State Univ; Univ of North Carolina	Food Technology; Public Health	Food microbiology, Food fermentation, Food toxicology and Rapid methods.	Rapid methods and automation in microbiology, Microbial toxins, Food fermentation, Microbial detection methods
IDZ	Chapes, Stephen	Prof	T	33%	PhD; MPH	Univ of Illinois	Immunology; Epidemiology	Immunology	Infectious diseases; gravitational biology; adipocyte-macrophage interactions
IDZ	Renter, David	Assoc Prof	T	63%	DVM, PhD	Kansas State Univ	Epidemiology	Epidemiology	Epidemiology; food safety; zoonoses
IDZ	van der Merwe, Deon	Assoc Prof	T	35.5%	MSc; PhD	University of Pretoria; North Carolina State University	Toxicology; Pharmacology	Environmental Toxicology; Toxicology	Toxicology
PHN	Rosenkranz, Richard	Asst Prof	TT	82%	PhD; MS; MA	Kansas State Univ; Kansas State Univ; Univ of North Dakota	Human Nutrition; Health Promotion; Clinical Psych	Public Health Nutrition	Obesity prevention
PHN	Wang, George	Prof	T	74%	PhD	Nanjing Ag Univ	Animal Physiology and Biochemistry	Nutrient Metabolism; Functional foods	Basic diet and cancer research
PHN	Haub, Mark	Assoc Prof	T	33%	PhD; MS; Postdoc	Univ of Kansas; Univ of Arkansas	Exercise Physiology; Exercise Science; Geriatrics	Nutrition	Dietary fiber and whole grains on metabolic health using clinical trials
PHPA	Heinrich, Katie	Asst Prof	TT	82%	PhD; MA	Univ of Missouri-Kansas City	Health Psychology and Education; Sport and Exercise Psychology	Physical activity and public health;	Physical activity policies, active transportation; high-intensity functional training
PHPA	McElroy, Mary	Prof	T	49%	PhD; MA	Univ of Maryland; Ohio State Univ	Socio-cultural Aspects of Physical Activity	Public health physical activity, social epidemiology of physical activity	Gender, social institutions, diversity
PHPA	Dzewaltowski, David	Prof	T	62%	PhD; MS	Univ of Iowa; West Virginia Univ	Exercise Psychology	Physical Activity and Public Health	Childhood obesity prevention, evidence-based public health dissemination and implementation

Key to Abbreviations:

*FSB=Food Safety and Biosecurity; IDZ=Infectious Diseases and Zoonoses; PHN=Public Health Nutrition; PHPA=Public Health Physical Activity

** T=Tenured, TT=Tenure Track, NTT=Non-Tenure Track

Attachments

Template 4.1.2. Other Faculty Used to Support Teaching Programs (adjunct, part-time, secondary appointments)

Specialty Area*	Name	Title/ Rank	Title & Current Employer**	FTE	Grad Degrees***	Discipline for earned graduate degrees	Teaching Areas
FSB	Kastner, Curtis	Prof	Prof; FSI	34%	PhD; MS	Food Science	Meat science
FSB	Marsden, James	Prof	Prof; AS&I	100%	PhD; MS	Food Science	No teaching
FSB	Phebus, Randall						
FSB	Retzlaff, Deanna	Asst Prof	Asst Prof; AS&I	0%	PhD	Food Safety Microbiology	Food microbiology
FSB	Smith, J Scott	Prof	Prof; AS&I	82%	PhD; MS	Food Science; Biochemistry	Food chemistry, Analysis of toxicology
FSB	Zurek, Ludek	Assoc Prof	Assoc Prof; Entomology	100%	PhD	Microbiology	Animal health entomology
IDZ	Cates, Michael	Prof	Prof; DMP	75%	MPH; DVM	Public Health; DVM	Veterinary public health
IDZ	Chengappa, M.M.	Prof	Prof; DMP	10%	PhD, MS	Microbiology; Veterinary Science	Bacteriology and mycology
IDZ	Ganta, Roman						
IDZ	Hanlon, Cathleen						
IDZ	KuKanich, Kate	Asst Prof	Asst Prof; CS	72.5%	PhD; DVM	Infectious Disease and Public Health; DVM	Infectious disease, respiratory disease
IDZ	Larson, Robert	Prof	Prof; CS	10.5%	PhD; DVM	Animal Sciences; DVM	Epidemiology, reproduction, and cattle management
IDZ	Montelone, Beth						
IDZ	Moser, Derek						
IDZ	Nagaraja, T.G.	Prof	Prof; DMP	41.5%	PhD; MS; MVSc	Microbiology; Veterinary Microbiology	Veterinary bacteriology; Rumen physiology; Rumen metabolism and microbiology
IDZ	Narayanan, Sanjeev						
IDZ	Nguyen, Annelise	Assoc Prof	Assoc Prof; DMP	50%	PhD; MBA	Toxicology; Management	Environmental toxicology, Cancer pathogenesis
IDZ	Oberst, Richard						
IDZ	Payne, Patricia	Assoc Prof	Assoc Prof; DMP	40%	PhD; DVM	Parasitology; DVM	Parasitology
IDZ	Powell, Douglas	Prof	Prof; DMP	87%	PhD	Food Science	Food Safety
IDZ	Renberg, Walter	Prof	Prof; CS	0%	MS; DVM	Veterinary Science; DVM	Small animal surgery, International veterinary medicine
IDZ	Sanderson, Michael	Prof	Prof; DMP	41%	MS; DVM	Veterinary Science-Epidemiology; DVM	Epidemiology
IDZ	Scott, H. Morgan	Prof	Prof; DMP	76%	PhD; DVM	Epidemiology; DVM	Advanced epidemiological methods and analysis
IDZ	Tazi, Loubna	Asst Prof	Asst Prof; Biology	0%	PhD; MS	Biomedical Sciences	Principles of biology, Foundations of public health genetics, Fundamentals of epidemiology
IDZ	Wilkerson, Melinda	Assoc Prof	Assoc Prof; DMP	5%	PhD; DVM; MS	Veterinary Science; DVM; Veterinary Pathobiology	Veterinary immunology/clinical pathobiology

Attachments

PHN	Barrett, Betsy						
PHN	Canter, Deborah	Prof	Prof; HMD	33%	PhD, MS	Food Systems Administration, Educational Psychology; Food Systems Administration, Food Science	Management in dietetics; Healthcare administration/healthcare environment
PHN	Chambers IV, Edgar						
PHN	Gould, Rebecca						
PHN	Grunewald, Katherine	Prof	Prof; HN	0%	PhD; MS; RD and LD	Nutrition	Nutritional assessment; Personal wellness/health
PHN	Higgins, Mary Meck	Assoc Prof	Assoc Prof, HN	90%	PhD; MS; RD and LD	Foods and Nutrition	Human nutrition
PHN	Kidd, Tanda						
PHN	Lindshield, Brian	Asst Prof	Asst Prof; HN	8.5%	PhD	Nutritional Sciences	Human nutrition
PHN	Peters, Paula						
PHN	Procter, Sandra						
PHN	Rosenkranz, Sara	Asst Prof	Asst Prof; HN	44%	PhD; MS	Human Nutrition; Kinesiology	Basic nutrition, Nutrition and exercise
PHPA	New						
PHPA	Barstow, Tom						
PHPA	Harms, Craig						
PHPA	Musch, Tim						
PHPA	Poole, David						
Other	Blair, Cliff	Prof	Adjunct Prof; Statistics	40%	PhD; MA	Education Research and Measurement; Gerontology	Biostatistics
Other	Brannon, Laura	Prof	Prof; Psychology	35%	PhD; MA	Social Psychology	Social Psychology
Other	Galitzer, Steven						
Other	Gordon, Joye						
Other	McDaniel, Brenda Lee						
Other	Muturi, Nancy						

Key to Abbreviations:

* FSB=Food Safety and Biosecurity; HMD=Hospitality Management and Dietetics; HN=Human Nutrition; IDZ=Infectious Diseases and Zoonoses; PHN=Public Health Nutrition; PHPA=Public Health Physical Activity

** AS&I=Animal Sciences and Industry; CS = Clinical Sciences; DMP=Diagnostic Medicine and Pathobiology; FSI=Food Science Institute

*** RD=Registered Dietitian; LD=Licensed Dietitian

Attachments

Table 1.7.2 Faculty, Students and Student Faculty Ratios by Specialty/Concentration Area

Specialty/Concentration	HC Primary Faculty**	FTE Primary	HC Other Faculty	FTE Other	HC Total Faculty	FTE Total	HC Students	FTE Students	SFR by Primary	SFR by Total
		Faculty		Faculty		Faculty			Faculty FTE	Faculty FTE
Dept/Spec: Food Safety and Biosecurity	3	1.10	5	1.16	8	2.26	2	1.72	1.56	0.76
Dept/Spec: Infectious Diseases and Zoonoses	3	1.23	20	4.94	23	6.17	75	51.56	41.92	8.36
Dept/Spec: Public Health Nutrition	3	1.42	11	1.65	14	3.07	10	8.89	6.26	2.90
Dept/Spec: Public Health Physical Activity*	2	1.42	2	0.83	4	2.25	13	10.78	7.59	4.79
Total	11	5.17	38	8.58	49	13.75	100	72.95	57.33	16.80

NOTE: *PHPA had an open primary faculty position in AY 2012

** Faculty count and FTE data are AY 2013

Table 4.3.2 Student Enrollment Data from 2011 to 2013

Degree & Specialization	AY 2011		AY 2012		AY 2013*	
	HC	FTE	HC	FTE	HC	FTE
Specialty Area: Food Safety and Biosecurity	2	1.72	2	1.72	2	0.83
Specialty Area: Infectious Diseases and Zoonoses	64	36.89	75	51.56	56	15.11
Specialty Area: Public Health Nutrition	9	4.83	10	8.89	10	5.22
Specialty Area: Public Health Physical Activity	10	9.89	13	10.78	10	4.22
Total	85	53.33	100	72.95	78	25.38

*Only has data for AY 2013 Fall semester.

Attachments

Table 2.7.1 Students in Master of Public Health Degree, By Cohorts Entering Between 2003-04 and 2012-13												Total # of MPH Stds Enrolled
	Cohort of Students	2003-04	2004-05	2005-06	2006-07	2007-08	2008-09	2009-10	2010-11	2011-12	2012-13	
2003-04	# Students entered	12										12
	# Students withdrew, dropped, etc.	0										
	# Students graduated	0										
	Cumulative graduation rate	0%										
2004-05	# Students continuing at beginning of this school year	12	3									15
	# Students withdrew, dropped, etc.	1	0									
	# Students graduated	1	0									
	Cumulative graduation rate	8%	0%									
2005-06	# Students continuing at beginning of this school year	10	3	11								24
	# Students withdrew, dropped, etc.	0	0	0								
	# Students graduated	4	1	0								
	Cumulative graduation rate	42%	33%	0%								
2006-07	# Students continuing at beginning of this school year	6	2	11	8							27
	# Students withdrew, dropped, etc.	0	0	0	0							
	# Students graduated	4	1	1	0							
	Cumulative graduation rate	75%	67%	9%	0%							
2007-08	# Students continuing at beginning of this school year	2	1	10	8	11						32
	# Students withdrew, dropped, etc.	0	0	1	0	0						
	# Students graduated	0	1	4	1	0						
	Cumulative graduation rate	75%	100%	45%	13%	0%						
2008-09	# Students continuing at beginning of this school year	2	NA	5	7	11	13					38
	# Students withdrew, dropped, etc.	0	NA	0	0	0	2					
	# Students graduated	0	NA	2	5	2	1					
	Cumulative graduation rate	75%	100%	64%	75%	18%	8%					

Attachments

2009-10	# Students continuing at beginning of this school year	2	NA	3	2	9	10	34				60
	# Students withdrew, dropped, etc.	0	NA	0	0	0	1	1				
	# Students graduated	0	NA	2	1	3	2	0				
	Cumulative graduation rate	75%	100%	82%	88%	45%	23%	0%				
2010-11	# Students continuing at beginning of this school year	2	0	1	1	6	7	33	38			88
	# Students withdrew, dropped, etc.	1	NA	0	0	1	0	1	0			
	# Students graduated	1	NA	1	1	1	3	6	1			
	Cumulative graduation rate	83%	100%	91%	100%	55%	46%	18%	3%			
2011-12	# Students continuing at beginning of this school year	NA	NA	NA	NA	4	4	26	37	32		103
	# Students withdrew, dropped, etc.	NA	NA	NA	NA	1	0	1	1	2		
	# Students graduated	NA	NA	NA	NA	0	0	12	5	1		
	Cumulative graduation rate	83%	100%	91%	100%	55%	46%	53%	16%	3%		
2012-13	# Students continuing at beginning of this school year	NA	NA	NA	NA	3	4	13	31	29	10	90
	# Students withdrew, dropped, etc.	NA	NA	NA	NA							
	# Students graduated	NA	NA	NA	NA							
	Cumulative graduation rate	83%	100%	91%	100%							