

Nov. 24, 2008

EDCEP 111 University Experience – Communicating in Relationships – Bullying Abbreviated Survey Results

FACTS

- Anonymous K-State Axio survey (24 items) from Nov. 7 – 17, 2008
- Students voluntarily completed the survey for extra credit and chance to win \$25
- A total of 216 of 406 (53% response rate) completed the survey:
 - 93.67% were freshmen (6% of 3526 K-State freshmen class)
 - 90.05% were 18-20 years old
 - 65.16% female, 30.77% male
 - 76.92% white (compared to 85% of freshmen class)
 - 8.6% black/African American (compared to 4% of freshmen class)
 - 4.98% Hispanic/Latino (compared to 3% of freshmen class)
 - 2.26% multiple-Hispanic (compared to 4% of freshmen class)
 - 81% were Kansas high school graduates and 19% were from other states/ schools 19%
(compared to 13% of freshmen class)

The Bullying Survey was introduced with:

Message to EDCEP 111 Students:

You have an opportunity to earn extra credit by completing this anonymous survey about your experiences and opinions related to bullying. Complete and submit your survey between November 7 - November 17 to receive credit. Your survey responses will be combined with all of the surveys submitted in order to help K-State researchers and KS Dept. of Education officials address bullying in Kansas.

This survey is comprised of 24 questions that can be completed in approximately 15 minutes. For the purpose of this survey, "Bullying" means:

"Any intentional gesture or any intentional written, verbal, electronic or physical act or threat that is sufficiently severe, persistent or pervasive that creates an intimidating, threatening or abusive educational environment for a student or faculty/staff member that a reasonable person, under the circumstances, knows or should know will have the effect of:

- *Harming a student or faculty/staff member, whether physically or mentally;*
- *Damaging a student's or faculty/staff member's property;*
- *Placing a student or faculty/staff member in reasonable fear of harm to the student or faculty/staff member;*
- *Placing a student or faculty/staff member in reasonable fear of damage to the student's or faculty/staff member's property; or*
- *Cyberbullying.*

"Cyberbullying" means bullying by use of any electronic communication device through means including, but not limited to e-mail, instant messaging, text messages, blogs, mobile phones, pages, online games and websites."

If you have questions about the results of the survey or wish to discuss issues related to bullying, please contact:

*Dr. Elaine Johannes
School of Family Studies and Human Services
ejohanne@ksu.edu*

or

*Dr. Judy Lynch
Academic Assistance Center
judylync@ksu.edu*

RESULTS for Kansas High School Graduates in EDCEP 111 (Fall, 2008)

1. During this school year how often have you seen someone being bullied on campus?

Never		152 (68.78%)
Sometimes (1 or 2 times a month)		55 (24.89%)
Regularly (1 or 2 times a week)		5 (2.26%)
Every day		3 (1.36%)
N/R		6 (2.71%)

2. During this school year how often have you been bullied on campus?

Never		189 (85.52%)
Sometimes (1 or 2 times a month)		17 (7.69%)
Regularly (1 or 2 times a week)		6 (2.71%)
Every day		1 (0.45%)
N/R		8 (3.62%)

3. If you knew a bully incident was taking place on campus, what would you do?

Don't know		67(30.32%)
Ignore it as none of my business		55 (24.89%)
Nothing, just watch		12 (5.43%)
Join in		3 (1.36%)
Report it to an authority		79 (35.75%)
Other:		26 (11.76%)
N/R		10 (4.52%)

Other Text:

- ask the victim if they needed help or wanted me to get someone
- Try and stop it
- step in and interfere
- depends on the situation
- Do what I can to stop it
- Stand up for the person getting bullied
- Stop the bullying
- try and stop the incident
- say something to the person that is doing the bullying
- I would confront the person being bullied and help them report it.
- seek help to stop the issue
- Try to stop the bulling and support the person being bullied
- stop it
- break it up
- try to stop it
- stand up for the person
- try and stop it
- depends on the severity
- Try to stop it.
- stick up for them

- depends on the how serious it was
- i would say something to the people bullying the kid
- tell them to stop!

4. What do faculty/staff do when they see bullying on campus?

Nothing, they ignore it		21 (9.5%)
Stop it and tell everyone to ignore it		20 (9.05%)
Stop it and solve the problem		71 (32.13%)
Join in		1 (0.45%)
Don't know		109 (49.32%)
Other:		6 (2.71%)
N/R		9 (4.07%)






5. During this school year, I have been a target of cyberbullies.

Never		185 (83.71%)
1-5 times		22 (9.95%)
6-10 times		1 (0.45%)
More than 10 times		0 (0%)
Other:		1 (0.45%)
N/R		12 (5.43%)

6. During this school year, one or more of my friends has been a target of cyberbullies.

Never		165 (74.66%)
1-5 times		36 (16.29%)
6-10 times		4 (1.81%)
More than 10 times		1 (0.45%)
Other:		3 (1.36%)
N/R		12 (5.43%)

7. During this school year, I have participated in cyberbullying.

Never		204 (92.31%)
1-5 times		4 (1.81%)
6-10 times		1 (0.45%)
More than 10 times		1 (0.45%)
Other:		0 (0%)
N/R		11 (4.98%)

8. During this school year, one or more of my friends has participated in cyberbullying.

Never		179 (81%)
1-5 times		28 (12.67%)

		4
6-10 times		0 (0%)
More than 10 times	■	0 (0%)
Other:	■	5 (2.26%)
N/R	■	9 (4.07%)

9. In my opinion, cyberbullying is:

Worse than the face-to-face bullying	■	51 (23.08%)
About the same as face-to-face bullying	■	115 (52.04%)
Less damaging than face-to-face bullying	■	38 (17.19%)
Just having fun and results in little harm	■	3 (1.36%)
Other:	■	5 (2.26%)
N/R	■	9 (4.07%)

10. Overall, cyberbullying among the K-State student body is:

Not a problem at all	■	74 (33.48%)
A minor problem	■	93 (42.08%)
A common problem	■	26 (11.76%)
Worse than any other problem		1 (0.45%)
Other:	■	19 (8.6%)
N/R	■	8 (3.62%)

11. Leaders at K-State should provide information to students about cyberbullying.

Yes	■	115 (52.04%)
No	■	39 (17.65%)
Not sure	■	55 (24.89%)
Other:	■	3 (1.36%)
N/R	■	9 (4.07%)

12. Common cyberbullying I have personally encountered this school year includes:

Cell phone calls or text messages	■	38 (17.19%)
Pictures or videos on cell phones	■	16 (7.24%)
Online instant messaging or live chat rooms	■	23 (10.41%)
Websites or message boards	■	35 (15.84%)
I have not personally encountered any cyberbullying	■	143 (64.71%)
Other:	■	7 (3.17%)
N/R	■	9 (4.07%)

Other Text:

- Juicy Campus
- youtube
- juicy campus
- juicycampus.com
- Juicycampus.com, read it. needs to be stopped
- juicycampus.com
- Facebook?
- JUICY CAMPUS!!!!
- http://www.juicycampus.com
- this is a joke
- it is a major problem
- juicycampus.com has way too many hurtful things on it.

13. Common cyberbullying messages I've personally encountered this school year include:

Threatening to hurt someone		16 (7.24%)
Telling lies about a person		45 (20.36%)
Exposing secrets to an audience		29 (13.12%)
Sexual harassment		16 (7.24%)
I have not personally encountered cyberbullying		147 (66.52%)
Other:		5 (2.26%)
N/R		12 (5.43%)
Other Text:		

14. Common reasons I've encountered to cyberbully include:

Jealousy, rejection or breakups of girl/boy friends		49 (22.17%)
Winning/losing an event, contest or competition		19 (8.6%)
Being singled out, picked-on for not looking, acting or being like others		27 (12.22%)
Revenge for being mistreated by someone		26 (11.76%)
Boredom		23 (10.41%)
Don't know		119 (53.85%)
Other:		21 (9.5%)
N/R		14 (6.33%)

15. Did your high school have a bullying prevention program?

Yes		71 (32.13%)
No		88 (39.82%)
Unsure		48 (21.72%)
Other:		4 (1.81%)
N/R		10 (4.52%)










16. Did you participate in a bullying prevention program in your high school?

Yes		32 (14.48%)
No		162 (73.3%)
Unsure		14 (6.33%)
Other:		4 (1.81%)
N/R		9 (4.07%)

17. In your opinion, was the bullying prevention program in your high school effective?

Yes		32 (14.48%)
No		79 (35.75%)
Unsure		88 (39.82%)
Other:		12 (5.43%)
N/R		10 (4.52%)

18. In high school, if someone would have tried to cyberbully me, I would:

Tell a teacher, administrator, adult leader at school		55 (24.89%)
Tell my parent/guardian		56 (25.34%)
Ignore it		77 (34.84%)
Tell the bully to stop		45 (20.36%)
Block messages, change my screen name		53 (23.98%)
Bully back		28 (12.67%)
Don't know		32 (14.48%)
Other:		5 (2.26%)
N/R		11 (4.98%)

Other Text:

- nobody messed with me in highschool do to the fact they have seen me get pissed an they really didnt want that.
- confront them at school or outside of school face to face and solve the problem myself
- grow a set and dill with it
- Never online to get the messages
- Beat their ass

19. In high school, if adults were told about cyberbullying, they would say:

Tell an administrator		117 (52.94%)
Ignore it		33 (14.93%)
Tell the bully to stop		56 (25.34%)

		7
Block the message, change your screen name		43 (19.46%)
Don't use the technology		17 (7.69%)
Bully back		4 (1.81%)
Don't know		38 (17.19%)
Other:		2 (0.9%)
N/R		9 (4.07%)

SURVEY ITEMS

Strom, P., & Strom, R. (2005).
Cyberbullying by adolescents: a preliminary assessment.
The Educational Forum, 70(1), 21-36.

KS Communities that Care (2008)
(items included in annual survey of public school
students)

For additional information, contact:

Elaine Johannes, PhD
School of Family Studies and Human Services
343 Justin Hall
Manhattan, KS 66506
785-532-7720
ejohanne@ksu.edu