

Next-Gen K-State

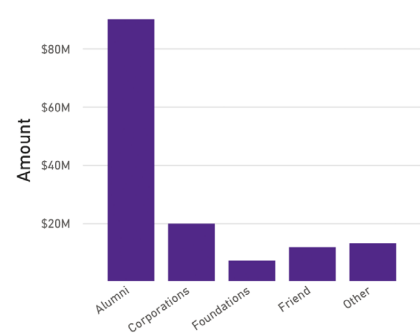
First Tuesday Leadership Report



Philanthropic Support

College	Trend			Prior Year		Total Endowment Value**
	FYTD24	FYTD23	3Yr Total Avg	Prior FY Total		
Agriculture	37,086,389	85,427,885	35,008,651	89,874,776		100,409,942
Arch., Plan. & Des.	1,390,051	3,896,704	4,956,287	5,734,590		14,751,551
Arts & Sci.	8,840,098	7,419,264	13,428,802	8,085,295		101,038,052
Business Admin.	8,359,165	9,073,644	13,858,013	9,459,941		95,847,142
Education	5,358,038	6,252,112	3,967,690	6,232,560		12,822,885
Engineering	29,053,990	14,941,585	24,449,794	19,956,937		142,090,469
Hlth & Human Sci.	2,863,720	3,855,136	6,707,882	4,642,391		51,795,029
Leadership Studies	66,250	71,605	1,260,059	200,155		12,286,065
VetMed	18,203,901	11,206,467	17,096,011	16,789,928		52,558,502
Olathe	84,730	34,380	19,500	34,380		
Salina	398,280	10,901,447	9,767,995	10,934,977		18,921,502
Supporting Organizations	1,194,545	966,869	923,909	1,163,425		
Other	44,171,426	40,953,545	73,592,156	53,269,173		338,899,217
Total	157,070,584	195,000,644	205,036,750	226,378,528		941,420,358

Sources of Gifts FYTD (millions)



Source: KSU Foundation April 2024 Data Feed - *Other includes: Beach Museum of Art, VPDASSA, Foundation, Graduate School, International Programs, K-State Alumni Association, K-State Athletics, K-State Libraries, McCain Auditorium, VP DEIB; Supporting Organizations includes: Foundation for Engineering and the Golf Course. Prior FY Total: Endowed and Expendable for previous year. **Endowment Value: market value of funds invested in the Foundation's Long Term Investment Pool at 9/30/2023.

Sponsored Program and Research Activities

College	Proposals			Awards			Research Expenditures Total Expenditures FY22
	FYTD24	FYTD23	3Yr Total Avg	FYTD24	FYTD23	3Yr Total Avg	
Agriculture	141,953,222	120,329,542	172,267,201	73,692,836	46,865,104	64,625,471	86,963,658
Arch., Plan. & Des.	144,819	301,681	667,359	(24,953)	174,285	171,506	281,243
Arts & Sci.	72,192,849	56,712,267	93,430,243	20,923,855	17,508,861	24,494,618	47,854,385
Business Admin.	63,000	98,800	444,007	200,607	131,392	97,101	2,058,094
Education	19,895,022	17,298,678	31,496,877	13,573,822	5,392,788	6,245,435	2,846,266
Engineering	100,819,067	109,267,337	144,887,914	40,758,125	19,186,899	25,620,717	31,857,277
Hlth & Human Sci.	14,442,575	15,867,303	21,918,503	4,428,591	9,066,753	12,648,621	3,102,618
Leadership Studies	1,011,032	699,694	851,120	511,397	6,989	463,819	209,070
VetMed	47,064,420	40,880,733	71,951,854	13,834,846	11,067,111	20,517,684	18,203,279
Olathe	3,182,250	368,449	1,273,237	142,500	516,698	261,104	552,383
Salina	7,559,968	8,111,361	9,424,525	470,069	742,755	3,712,175	1,823,724
Provost	1,666,123	1,695,356	2,446,175	1,386,641	2,349,125	21,149,280	839,634
VPR	7,604,560	8,623,054	34,845,306	533,806	2,026,428	12,074,759	15,977,201
Other	3,482,053	28,459,773	21,345,033	28,841,189	27,981,948	12,459,837	404,742
Total	421,080,960	408,714,028	607,249,354	199,273,331	143,017,136	204,542,127	212,973,574

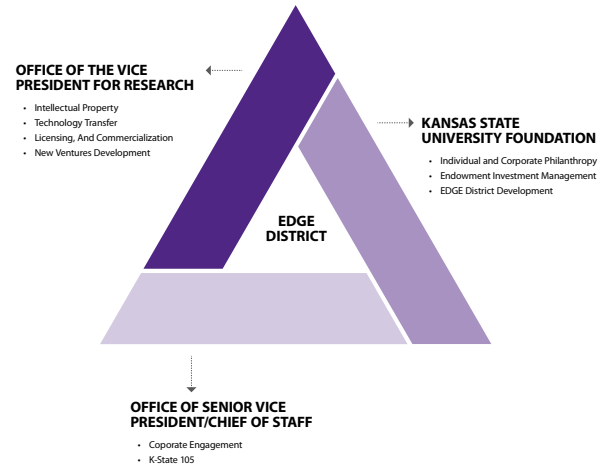
Source: VPR April 2024 Consolidated Data Feed - *Other includes: DCM, Facilities, Graduate School, VPAF, VP DEIB, VPDASSA, Division of Risk & Safety.

K-State: A positive force for Kansas

K-State is a powerhouse institution, demonstrating excellence in education, research and service. Acknowledged for its accomplishments, K-State remains a driving force in enhancing the well-being of Kansas, the nation and the global community.

Enhancing entrepreneurship, innovation and economic development

As part of K-State’s ongoing efforts to drive operational excellence in alignment with our Next-Gen K-State strategic plan, we are building upon the solid foundation laid by K-State Innovation Partners. To signify the development of a more robust research foundation for the university, we are reintroducing the Kansas State University Research Foundation, or KSURF. Additionally, two sub-units will operate under the KSURF banner: The Office of Technology Commercialization and the New Ventures Development Group. To drive our corporate engagement and economic development efforts forward, we are also establishing an Office of Corporate Engagement and Economic Development, which will champion universitywide coordination and collaboration. All of these new units will be housed in the Edge Collaboration District.

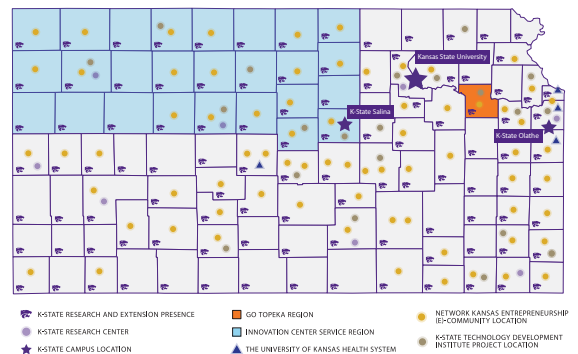


K-State 105: A statewide ecosystem in progress

K-State 105 is Kansas State University’s answer to the call for a comprehensive economic growth and advancement solution for Kansas.

K-State 105 is building a statewide network of committed, creative partners to collaboratively advance the economic prosperity of Kansas.

We are looking for additional partners. Join us and learn more at k-state.edu/105



Economic Prosperity Plan

K-State’s bold Economic Prosperity Plan will leverage university expertise to attract new businesses, engage communities and deepen industry partnerships to improve the lives of Kansans and bring new jobs and investments to the state. This plan will create 3,000 new jobs and \$3 billion in new investments into the state of Kansas in the next 10 years by focusing on four foundational areas of global leadership: Food and agriculture systems innovation, digital agriculture and advanced analytics, biosecurity and biodefense and K-State 105.

