

# 2010 National Survey of Student Engagement University Report

Office of Assessment  
July 2011

# KANSAS STATE UNIVERSITY

## 2010 NSSE Survey Summary Report

The National Survey of Student Engagement (NSSE) is utilized at Kansas State University, and numerous other four-year colleges and universities around the nation, to measure the extent to which students engage in effective educational practices that are empirically linked with learning, personal development, and other desired outcomes such as student satisfaction, persistence and graduation. The NSSE was developed under the premise that the frequency in which students engage in effective behaviors is an indicator of good educational quality.

### Demographics of Respondents

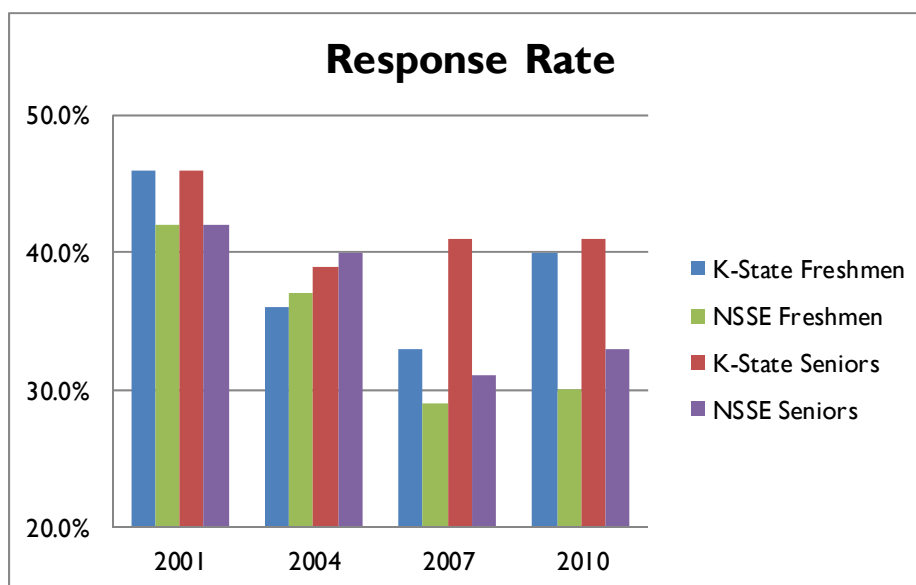
#### Freshmen

- 57% of respondents were female.
- 77% of respondents were white, non-Hispanic.
- 11% of respondents were transfer students
- 8% of respondents were international students.
- 71% of respondents lived on-campus.

#### Senior

- 55% of respondents were female.
- 83% of respondents were white, non-Hispanic.
- 36% of respondents were transfer students.
- 4% of respondents were international students.
- 12% of respondents lived on-campus.

### Response Rates



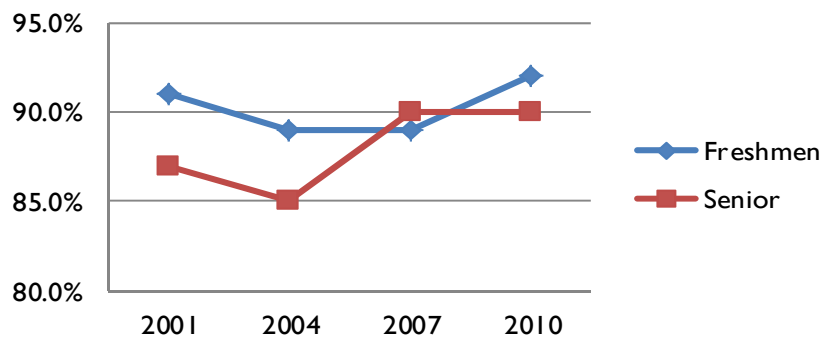
- Of the 4,134 first-year students who received the NSSE survey in Spring 2010, 1,652 completed the survey for a response rate of 40% (compared to 30% nationally).
- Of the 4,243 senior students who received the NSSE survey in Spring 2010, 1,746 completed the survey for a response rate of 41% (compared to 33% nationally).

# KANSAS STATE UNIVERSITY

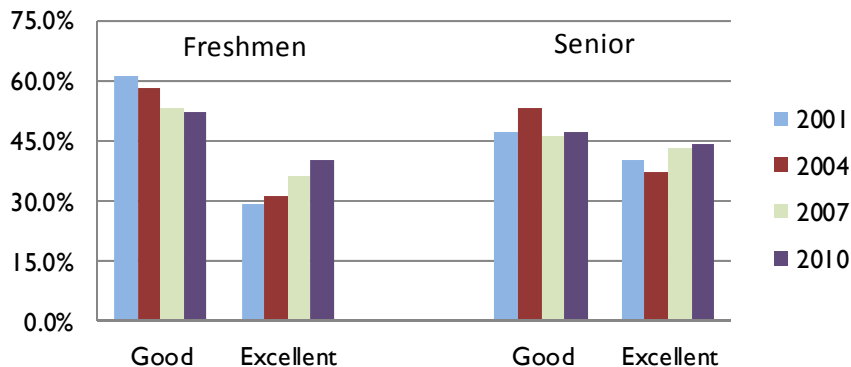
## Student Satisfaction

- 92% of 2010 freshmen respondents indicated that they would attend K-State again if given the opportunity to start over.
- 90% of 2010 senior respondents indicated that they would attend K-State again if given the opportunity to start over.

### Would Choose to Attend K-State Again



### Evaluation of Entire Educational Experience



- 92% of 2010 freshmen respondents evaluated their entire education experience as *good* or *excellent*.
- 91% of 2010 senior respondents evaluated their entire education experience as *good* or *excellent*.

- 83% of 2010 freshmen respondents evaluated the quality of academic advising as *good* or *excellent*.
- 75% of 2010 senior respondents evaluated the quality of academic advising as *good* or *excellent*.

### Evaluation of Academic Advising

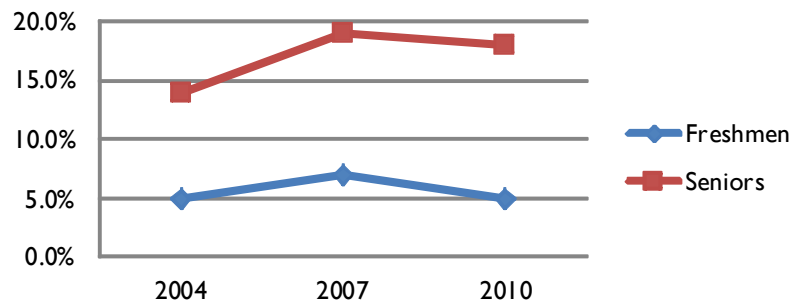


# KANSAS STATE UNIVERSITY

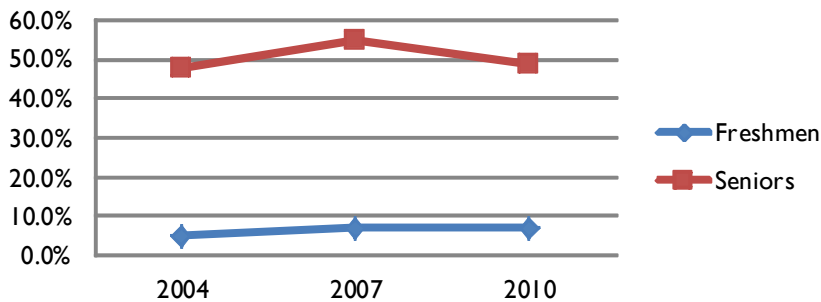
## Service and Research

- 5% of 2010 freshmen respondents have worked on research with a faculty member outside of class.
- 18% of 2010 senior respondents have worked on research with a faculty member outside of class.

**Students who have worked on research with a faculty member outside of course**



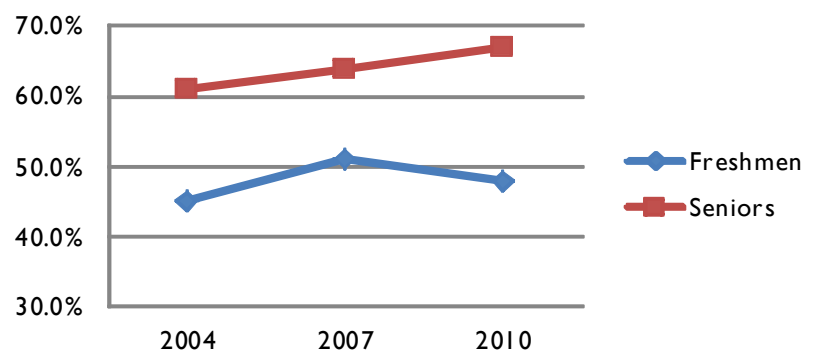
**Students who have completed a practicum, internship, co-op, or clinical experience**



- 7% of 2010 freshmen respondents have completed a practicum, internship, co-op, or clinical experience.
- 49% of 2010 senior respondents have completed a practicum, internship, co-op, or clinical experience.

- 48% of 2010 freshmen respondents indicated that they have done community service or volunteer work.
- 67% of 2010 senior respondents indicated that they have done community service or volunteer work.

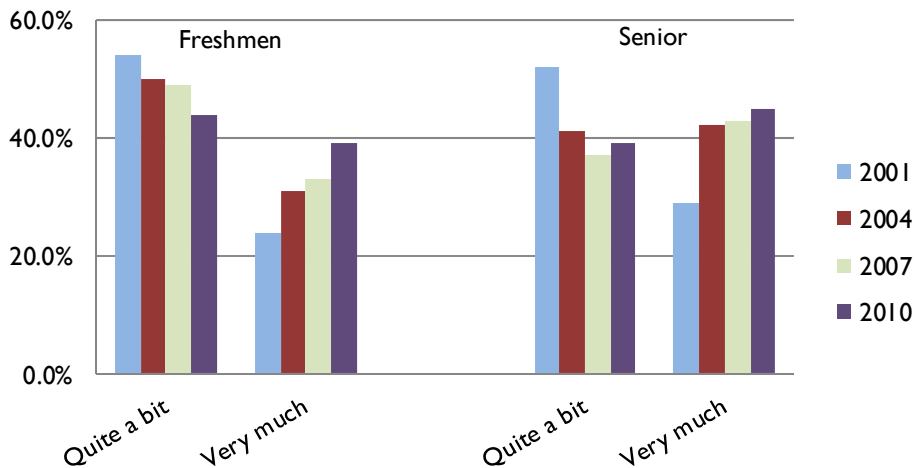
**Students who did community service or volunteer work**



# KANSAS STATE UNIVERSITY

## Educational Experiences

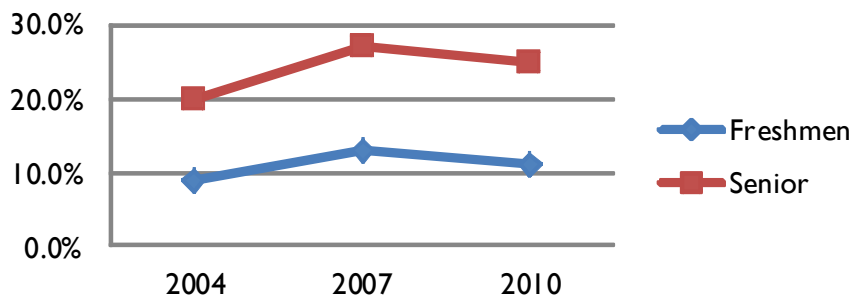
### Acquired a broad general education



- 83% of 2010 freshmen respondents indicated that they *quite a bit or very much* acquired a broad general education through their experiences at K-State.
- 84% of 2010 senior respondents indicated that they *quite a bit or very much* acquired a broad general education through their experiences at K-State.

- 11% of 2010 freshmen respondents indicated that they participated in a learning community or some other formal program where groups of students take two or more classes together.
- 25% of 2010 senior respondents indicated that they participated in a learning community or some other formal program where groups of students take two or more classes together.

### Participated in a learning community or some other formal program where groups of students take two or more classes together



For more information, please contact:

Steven Hawks  
 Assistant Director, Office of Assessment  
 Kansas State University  
 785-532-5712  
 sjhawks2@ksu.edu

The complete NSSE report may be viewed on the Office of Assessment website at: <http://www.k-state.edu/assessment/surveys/nsse/index.htm>