


Kansas State University
***SCHOOL OF LEADERSHIP
STUDIES***

**ASSESSMENT WITH FACULTY
INVOLVEMENT**


Irma O'Dell

Associate Professor/Senior Associate Director




School of Leadership Studies faculty, staff and students






ASSESSMENT...DISCUSSION POINTS...

- Why do assessment?
- All aboard!!
- What SLOs can or should be measured?
- Is it the course or is it the student?
- Consistent project/assignment.
- Long haul!!



WHY DO ASSESSMENT?


- Assessment is what we faculty members can do in order to demonstrate to ourselves that we actually do what we say we do.
- Assessment satisfies the demands for accountability by internal and external entities.



WHY DO ASSESSMENT?

- “What is the product and quality of a graduate with a minor in leadership studies and how do we accurately measure it”?






ALL ABOARD!!


“Assessment is the monitoring of student learning; it is not the evaluation of professor’s teaching.”

Faculty and students benefit




WHAT SLOs CAN OR SHOULD BE MEASURED?

- Initially 15 SLOs
- Currently assess 8 SLOs
- SLOs on every syllabus



IS IT THE COURSE OR IS IT THE STUDENT?

Being assessed



IS IT THE COURSE OR IS IT THE STUDENT?


- Course content
- Student learning
- Constant question:
Are we delivering
what we say we are
delivering?






THE STUDENTS!!!





CONSISTENT PROJECT OR ASSIGNMENT.

- Faculty meet as a core course group
- Identify existing assignment/project or generate one
- Assignment/project matches the SLO
- Create assignment/project grading rubric



LONG HAUL!!

- ✚ Commitment by faculty

- ✚ Commitment by director